WEST WITS MINING

ASX Announcement and Media Release
Thursday, 28 April 2016

ASX: WWI
www.westwitsmining.com

Fast Facts	@ 28 Apr 2016
Capital Structure:	
Shares on issue	456 million
Options	62 million
Market Cap	A$8.2 million
Cash in Bank	A$1.0 million
Debt	Nil
Enterprise Value (EV)	A$7.2million
EV/oz	A$5.90

Company Directors & Management	
Michael Quinert	Chairman
Vin Savage	Executive Director
Neil Pretorius	Non-Exec Director
Hulme Scholes	Non-Exec Director

Top Shareholders ≈	
Twynam Ag	19.9%
DRD Gold Ltd	11%
QMM Pty Ltd	8%
Trevor Neale	6%
Top 40 Shareholders	74%

Company Highlights

- South Africa
  - near surface and underground targets
  - 1.217m oz JORC resource
    - Measures: 302,000
    - Indicated: 566,200
    - Inferred: 349,400
  - Historic estimate of 12.8m oz at 4.6g/t
  - 31.8m ozs Au produced historically

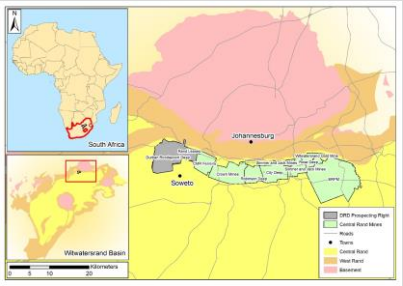

- Indonesia
  - High grade placer deposit
  - Project show early stage similarities with discoveries inc; Porgera, Edie Creek, Wau
  - Independent geologists believe source of nuggets likely to be local, based on the size and shape of the nuggets discovered

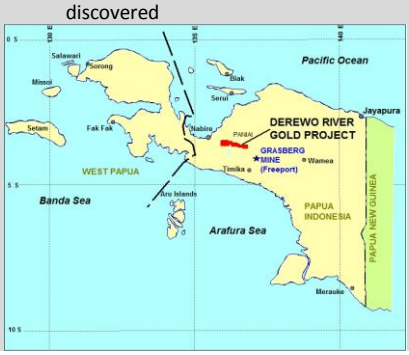

Contact Details
West Wits Mining Limited
ACN 124 894 060
Suite 1, 1233 High Street
Armadale VIC 3143
T: +61 3 8692 9049
F: +61 3 8692 9040
E: info@westwitsmining.com
W: www.westwitsmining.com

Quarterly Activities Report

Review of Operations

West Wits Mining Limited (ASX:WWI) ("**the Company**" or "**West Wits**") during the quarter continued to progress its Soweto Cluster Gold Project, Johannesburg, South Africa ("Soweto Cluster"). During the period drill programs were completed and assay results released for 2 of the initial 17 exploration targets. In addition discussions advanced with all stakeholders with respect to a potential surface mining and rehabilitation opportunity which forms part of broader rehabilitation plans being implemented by South African regulators for areas affected by illegal mining.

At the Derewo River Gold Project located in Papua Province, Indonesia ("Derewo") the Company remains focused on recommencing its stalled alluvial mining operations and initiating exploration. During the past six weeks, Company directors have been engaged in high level discussions with the ministries and departments responsible for closing the illegal mining activities in Derewo and associated security issues. During the past six months, these agencies have successfully closed down 50,000 illegal miners in Gunung Botak, Ambon Province and other illegal mining sites in Java.

The Government is supportive of West Wits continuing its investments in Papua. Discussions are on-going and the Company will provide updates in due course.

South Africa

Soweto Cluster Gold Project, Central Rand (WWI: 66.6%)

Since the extension of the Prospecting right in April 2015 the Company continues to review the immense data bank developed over 100 years as part of its exploration strategy. Thus far records have confirmed the current prospecting right historically produced ~ 30 M ozs Au up until 2000 when the remaining historical Mineral Resource Estimate stood at 12.8 Mozs (refer WWI ASX release 28 August 2015).

The historical data allowed the Company to declare an initial 1.2 Moz Mineral Resource above a 400m depth (refer WWI ASX release 22 January 2016). West Wits has identified 17 exploration targets within the project area and completed initial drill programs at the first two project known as the Circular Shaft Project and Number 11 Shaft Project.

Circular Shaft Project

The first near surface opportunity tested was the Circular Shaft Project through a three hole drill program (complete assay results in Table 3). This program successfully tested near surface mineralisation on the Bird Reef at the "Circular Shaft target" and confirmed the presence of "pay shoot" geometry.

Table 1: Exploration Target for the Circular Shaft Project			
Category	**Tonnes (million)**	**Grade g/t**	**Ounces Au**
Low range	**1.5**	**3.0**	**130,000**
Upper Range	**3.0**	**6.0**	**540,000**

Table 1. The Exploration Target released to the ASX on 23 Nov 2015 is stated above as ranges of approximations of tonnes and grades. The potential quantity and grade is conceptual in nature, there has been insufficient exploration and evaluation of the historical information to estimate a Mineral Resource. Competent Person Dr Andrew Tunks. The form and context in which the Competent Persons findings are presented have not materially changed.

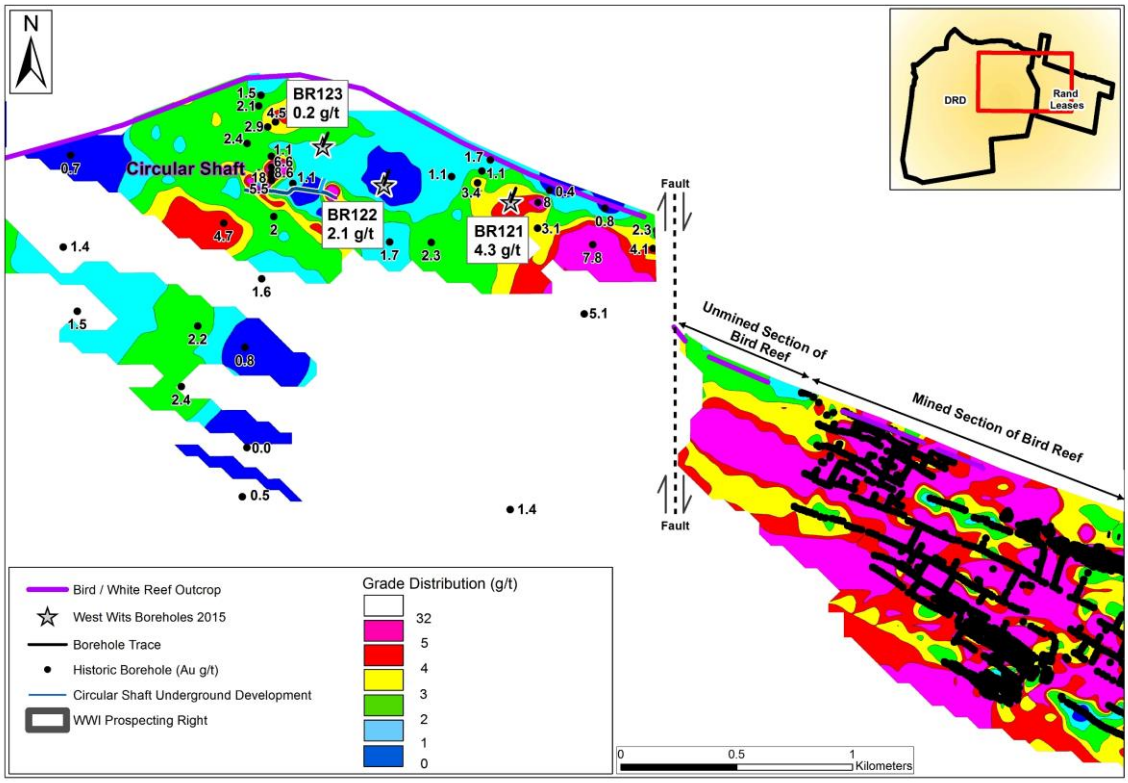

Figure 1: Remodelled grades for the Bird Reef incorporating new data from this release and drilling previously not considered.

Next Steps

Based on the assay results returned, the Company is now designing a small program to re-enter and deepen nine exploration holes completed by West Wits in 2008 to intersect the White Reef the lowermost and gold rich part of the Bird reef which was not tested in 2008. This would require an additional 600 meters of drilling and could significantly add to the prospectivity of the Circular Shaft Project.

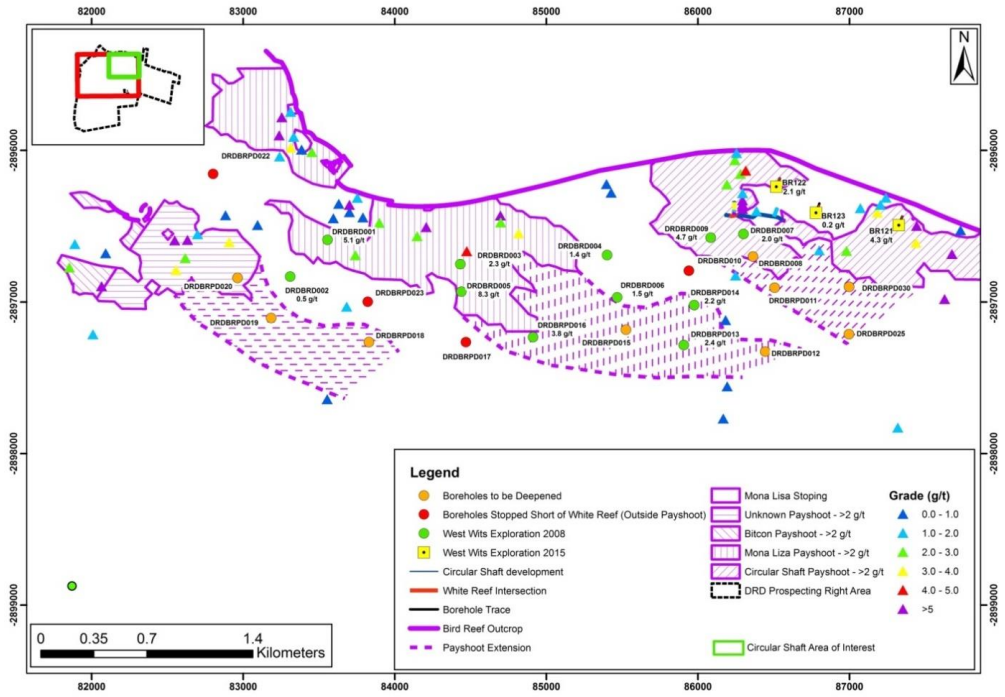

Figure 2: Distribution of historic, WWI 2008 and 2015 Bird Reef exploration drilling: Previous drill holes that stopped short of the gold prospective zones and that could be re-entered are highlighted as Orange circles.

<u>Number 11 Shaft Project</u>

West Wits also released the assay results for its maiden 14 diamond hole program at the Number 11 Shaft Project (table 4). The Number 11 Shaft area (Figure 4) was one of the main production areas of the former Rand Leases Mine. The area was previously mined in open pits on both sides of 11 Shaft and underground from 7 Level (Figure 4). With 11 Shaft and its associated metallurgical plant no longer operational, an opportunity arises to mine the remaining near surface ore (Figure 4).

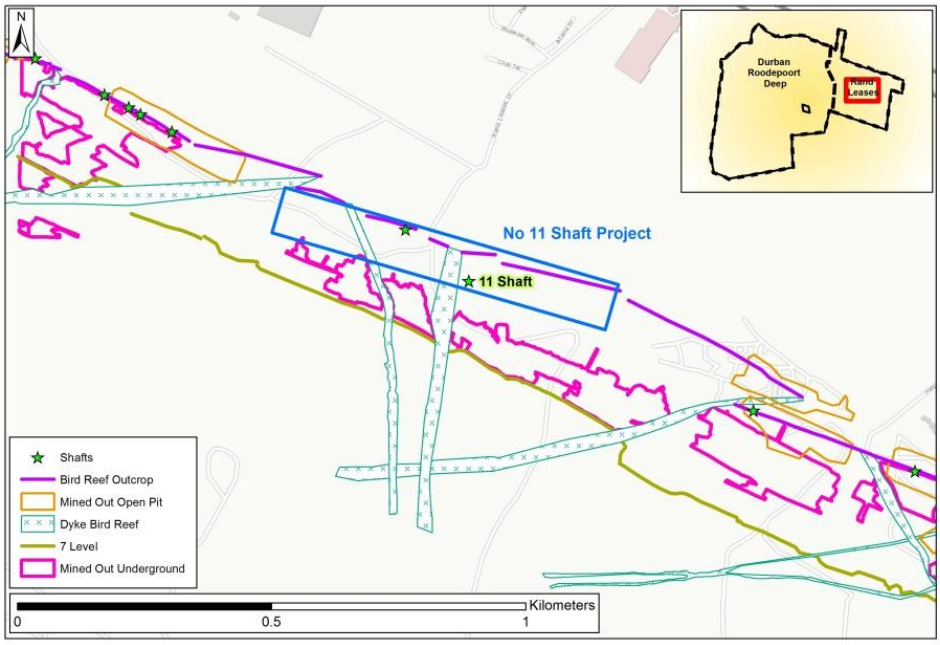

Figure 3: No 11 Shaft area indicating extent of historical mining and potential open pit area and unmined underground blocks of ore at the base of the potential pit.

An Exploration Target for the "Number 11 Shaft" Project was previously published. Results from this drill program has provided new data in an area above the historic underground sampling allowing for the preparation of a new Mineral Resource Estimate under the JORC Code 2012 guidelines which will be released in the coming weeks.

Exploration Target for the Number 11 Shaft Project: (ASX 13/10/15)			
Category	Tonnes Thousands	Grade g/t	Ounces Au
Low range	600	4.5	85,000
Upper Range	700	6.0	140,000

Table 2: The Exploration Target is stated as ranges of potential tonnes and grades. Number differences may occur due to rounding errors. The potential quantity and grade is conceptual in nature, there has been insufficient exploration and evaluation of historical information to estimate a Mineral Resource. It is uncertain if further exploration will result in the estimation of a Mineral Resource. Competent Person Dr Andrew Tunks. The form and context in which the Competent Persons findings are presented have not materially changed

Next steps for the Number 11 Shaft Project will include:

- An updated resource estimation taking into account the recent drilling results as well as geological modelling,
- Regional and local sedimentological and structural models will enable the projection of trends and the definition of domains. These domains will serve as input for resource estimation to avoid mixing of geo-statistically distinct populations. Detailed facies descriptions will enhance the understanding of the geological setting and enable detailed palaeo environmental reconstruction of the Bird Reef package.
- Future drilling will also consider downdip drilling and possibly trenching. A lower gold tenor may be observed in the oxidised zone and this will also be tested.

Near Term Mining Opportunities – Sol Platjies Target

Parts of the Soweto Cluster project are subject to extensive artisanal mining activity known locally as the zama zamas. The Department of Mineral Resources (DMR) is concerned about the zama zamas as there are old shafts and stopes being opened up by these illegal miners which is highly dangerous. The DMR itself has tried to close numerous old shafts but zama zamas continue to reopen the shafts. West Wits has presented plans to the DMR to remove the near surface mineralisation in outcrops of the Kimberly Reef package in the Sol Platjies area which would remove the incentive for the zama zamas to continue their activities whilst also providing for proper rehabilitation of the damage they have caused. West Wits has been encouraged by the DMR's support for this proposal and is currently working with all stakeholders to facilitate the orderly implementation of the plan. As part of this process West Wits has increased its engagement with local communities which are very concerned at the social tensions generated through the ongoing zama zama presence. The Sol Platjies target , near the historic No.8 Shaft Kimberley Reef area, has been identified as the most appropriate site to implement these plans based on both its technical merits and the prevalence of the zama zama issue.

All stakeholders are currently involved in discussions which are advancing quickly with respect to planning and implementation. The Company will update shareholders further once plans have been agreed and finalised.

Corporate

The Company implemented a new arrangement for the provision of professional and administrative services in connection with the conduct of its South African operation ("WWSA"). Following negotiations initiated by West Wits certain key service providers to WWSA have formed a joint venture company, Witpoortjie Resource Investments (Pty) Ltd ("Witpoortjie") for the sole purpose of providing ongoing services to the Company's South African subsidiary, West Wits SA (Pty) Ltd (WWSA).

Under these arrangements Witpoortjie now provide a range of services to support the development of the Soweto Cluster asset in exchange for a 7.4% interest in the Soweto Cluster project via a 10% equity holding in WWSA. The services provided by Witpoortjie are to include legal and strategic advice, consulting, supervisory and administrative roles which collectively will provide for the conduct of our executive and legal functions in South Africa at no further cash cost. Litigation costs are excluded from the arrangement and the provision of specific expert professional services such as mining engineering and geology will continue to be provided by external consultants.

This arrangement will minimise the Groups cash expenditure on the Soweto Cluster project while also providing real incentive to those who are critical of the development of those assets to achieve the best outcomes. West Wits is pleased with this deal as it strikes the right balance between those objectives.

Indonesia

Alluvial Gold Project, Papua Province (WWI:50%)

Since the heavy equipment at the Derewo River alluvial project was damaged, it has been the position of the Company that it will not repair the machinery until security of the site has been achieved. As part of this position it is a strict requirement of West Wits for the complete removal of the illegal mining population prior to any repairs taking place or the establishment of the initial alluvial circuit.

For And On Behalf Of The Board



Michael Quinert
Chairman
West Wits Mining Limited

Interests in Mining Tenements

Tenements	Location	Held at end of Quarter	Acquired during the quarter	Disposed during the quarter
GP183PR	Underground rights - Soweto Cluster, West Rand, South Africa **	66.6%*	-	-
Production IUP – NO. 47/2010	Paniai Regency, Indonesia	50%*	-	-
Exploration IUP – NO. 76/2010	Paniai , Indonesia	80%*	-	-
Exploration IUP – NO.31/2010	Intan Jaya, Indonesia	80%*	-	-
Exploration IUP – NO. 543/142/SET	Nabire, Indonesia	80%*	-	-

*Minority positions are held by local parties in compliance with local legislation in relation to foreign ownership and mineral and production rights.

** Rights are subject to an appeal for reinstatement

Hole	From (m)	To (m)	Rock Type	Width (cm)	Gold Accumulation (cmg/t)	Gold Grade (g/t)	Remarks
BR121	0	21	Plant Fill	2100	139	0.07	
	32.06	32.56	Conglomerate	50	42	0.83	
	33.5	34.25	Conglomerate	75	49	0.66	
	35.59	35.96	Conglomerate	37	42	1.14	
	32.06	35.96	Includes internal quartzite bands	390	197	0.51	
	64.06	65.02	Conglomerate	96	18	0.19	
	62.26	65.02	Includes internal quartzite bands	276	37	0.13	
	71.22	71.95	Conglomerate	73	91	1.24	Includes 18cm @ 4.11 g/t (74cmg/t)
	70.41	71.95	Includes internal quartzite bands	154	103	0.67	
	72.05	88.97	Includes internal quartzite bands	123	76	0.62	Includes 19cm @ 3.24 g/t (62 cmg/t)
	89.72	91.1	Conglomerate	136	457	3.35	Includes 15cm @ 26.8 g/t (402 cmg/t)
	91.43	92.27	Conglomerate	83	197	2.37	Includes 16cm @ 9.89 g/t (158 cmg/t)
	88.78	89.87	Includes internal quartzite bands	108	465	4.32	
	89.72	92.27	Includes internal quartzite bands	252	659	2.62	
	88.78	92.27	Includes internal quartzite bands	345	7270	2.11	
BR122	70.58	70.97	Conglomerate	66	23	0.35	
	87.51	87.91	Conglomerate	40	57	1.45	
	94.92	95.46	Conglomerate	54	16	0.29	
	112.82	113.48	Conglomerate	66	56	0.85	
	114.1	114.39	Conglomerate	29	26	0.89	
	114.95	115.98	Conglomerate	103	220	2.14	Includes 35cm @ 4.24 g/t (126 cmg/t)
BR123	52.46	66.85	Gritty Quartzite				No grades of any substance
	95.06	97.46	Gritty Quartzite	240			No grades of any substance
	102.3	104.23	Conglomerate	191	144	0.75	Includes 68cm @ 1.40 g/t (96 cmg/t)
	104.46	104.64	Conglomerate	18	19	1.06	
	106.43	106.71	Conglomerate	28	24	0.84	
	111.98	112.33	Conglomerate	35	24	0.7	
	115.34	116.23	Conglomerate	88	17	0.2	

Table 3 – Drilling and assay data for significant intercepts of the White Reef for the Circular Shaft Project

Collar Location and Orientation							White Reef Intersection									
Borehole ID	X (Long)	Y (Lat)	Z	Azimuth	Dip	Depth (m)	Sample ID	From (m)	To (m)	Interval (m)	True Width (m)	Au (g/t)	Au (cmg/t)	Rock Type	Total CW (m)	Weighted Avg. Au (g/t)
VSF101	27.864117	-26.189167	1705	12	-60	39.80	A0744	23.87	24.12	0.25	0.24	1.88	45	CONG		
							A0745	24.12	24.39	0.27	0.26	1.91	50	CONG		
							A0746	24.39	24.54	0.15	0.14	0.12	2	QTZ		
							A0747	24.54	24.79	0.25	0.24	3.57	86	CONG		
							A0748	24.79	25.09	0.30	0.29	0.08	2	QTZ		
							A0749	25.09	25.29	0.20	0.19	1.91	37	CONG	**1.37**	**1.62**
VSF102	27.894633	-26.189237	1704	8	-60	25.20	A0593	22.97	23.20	0.23	0.22	0.19	4	CONG		
							A0594	23.20	23.34	0.14	0.13	1.89	25	CONG		
							A0595	23.34	23.53	0.19	0.18	0.24	4	CONG		
							A0596	23.53	23.73	0.20	0.19	0.41	8	Qga	**0.71**	**0.57**
VSF103	27.895067	-26.189333	1704	15	-60	25.15	A0771	16.94	17.18	0.24	0.22	0.68	15	CONG		
							A0772	17.18	17.33	0.15	0.14	1.99	27	QTZ		
							A0773	17.33	17.69	0.36	0.33	0.06	2	CONG	**0.68**	**0.64**
VSF104	27.895533	-26.189616	1702	12	-60	25.05	A0736	20.62	20.84	0.22	0.20	5.70	114	CONG		
							A0737	20.84	21.09	0.25	0.23	1.40	32	CONG	**0.43**	**3.41**
VSF105	27.895937	-26.189851	1701	12	-60	36.00	A0713	31.73	32.00	0.27	0.27	2.22	59	CONG		
							A0714	32.00	32.29	0.29	0.29	2.37	68	CONG		
							A0715	32.29	32.57	0.28	0.28	0.72	20	CONG		
							A0716	32.57	32.80	0.23	0.23	1.72	39	CONG		
							A0717	32.80	33.18	0.38	0.37	0.65	24	QTZ		
							A0718	33.18	33.48	0.30	0.30	2.17	64	CONG		
							A0719	33.48	33.72	0.24	0.24	0.02	0	QTZ		
							A0720	33.72	34.12	0.40	0.39	0.03	1	QTZ	**2.35**	**1.17**
VSF106	26.896433	-26.190050	1699	12	-60	39.00	A0569	33.47	33.72	0.25	0.22	0.62	13	CONG		
							A0570	33.72	33.97	0.25	0.22	2.53	55	CONG		
							A0571	34.03	34.26	0.23	0.20	3.76	75	CONG		
							A0572	34.26	34.40	0.14	0.12	0.13	2	Qga		
							A0573	34.40	34.55	0.15	0.13	5.65	73	CONG		
							A0574	34.55	34.95	0.40	0.35	0.45	16	Qga		
							A0575	34.95	35.30	0.35	0.30	0.04	1	Qga	**1.53**	**1.53**
VSF107	27.897017	-26.190050	1698	12	-60	38.45	White Reef Faulted Out									
VSF108	27.897433	-26.190167	1699	12	-60	25.18	A0703	13.13	13.37	0.24	0.23	1.90	43	CONG		
							A0704	13.37	13.60	0.23	0.22	5.53	120	CONG		
							A0705	13.60	13.91	0.31	0.29	1.26	37	CONG	**0.73**	**2.72**
VSF109	27.897900	-26.190250	1700	12	-60	20.63	A0552	17.16	17.41	0.25	0.23	4.59	104	CONG		
							A0553	17.41	17.80	0.39	0.35	1.69	60	Qga		
							A0554	17.80	18.05	0.25	0.23	0.69	16	CONG	**0.81**	**2.22**
VSF110	27.898332	-26.190533	1700	12	-60	25.25	A0531	23.06	23.27	0.21	0.20	7.15	141	CONG		
							A0532	23.27	23.67	0.40	0.38	0.01	0	Qga		
							A0533	23.67	24.07	0.40	0.38	0.09	3	GQ		
							A0536	24.07	24.47	0.40	0.38	0.06	2	Qga		
							A0537	24.47	24.75	0.28	0.26	0.09	2	Qga	**1.59**	**0.94**
VSF111	27.898833	-26.190717	1700	12	-60	33.00	A0518	30.32	30.54	0.22	0.20	3.97	80	CONG		
							A0519	30.54	30.71	0.17	0.16	1.34	21	CONG		
							A0520	30.71	31.00	0.29	0.27	10.20	272	CONG		
							A0601	31.00	31.23	0.23	0.21	0.02	0	QTZ		
							A0602	31.23	31.33	0.10	0.09	0.68	6	CONG	**0.93**	**4.09**
VSF112	27.899264	-26.190800	1699	12	-60	36.19	A0492	29.07	29.26	0.19	0.18	3.90	70	CONG		
							A0495	29.26	29.64	0.38	0.36	0.36	13	QTZ		
							A0496	29.64	29.91	0.27	0.26	1.26	32	CONG		
							A0497	29.91	30.07	0.16	0.15	0.05	1	QTZ		
							A0498	30.07	30.21	0.14	0.13	9.99	133	CONG		
							A0499	30.21	30.31	0.10	0.10	0.04	0	QTZ	**1.18**	**2.12**
VSF113	27.899767	-26.190933	1698	12	-60	36.75	A0465	32.66	32.97	0.31	0.29	5.26	155	CONG	**0.29**	**5.26**
VSF114	27.900250	-26.191033	1697	12	-60	36.10	A0428	31.62	31.82	0.20	0.19	0.99	19	CONG		
							A0429	31.82	31.98	0.16	0.15	3.11	48	CONG		
							A0430	31.98	32.26	0.28	0.27	0.17	4	QTZ		
							A0431	32.26	32.39	0.13	0.12	1.01	13	CONG		
							A0432	32.39	32.72	0.33	0.32	0.04	1	QTZ		
							A0433	32.72	32.84	0.12	0.11	1.49	17	CONG	**1.17**	**0.87**

Table 4: Drilling and assay data for significant intercepts of the White Reef for No 11 Shaft Project.

Rule 5.5

Appendix 5B

Mining exploration entity and oil and gas exploration entity quarterly report

Introduced 01/07/96 Origin Appendix 8 Amended 01/07/97, 01/07/98, 30/09/01, 01/06/10, 17/12/10, 01/05/2013

Name of entity

WEST WITS MINING LIMITED (ASX: WWI)

ABN	Quarter ended ("current quarter")
89 124 894 060	31 March 2016

Consolidated statement of cash flows

		Current quarter $A'000	Year to date (9 months) $A'000
Cash flows related to operating activities			
1.1	Receipts from product sales and related debtors	-	-
1.2	Payments for (a) exploration & evaluation	(288)	(707)
	(b) development	-	-
	(c) production	-	-
	(d) administration	(254)	(708)
1.3	Dividends received	-	-
1.4	Interest and other items of a similar nature received	4	7
1.5	Interest and other costs of finance paid	-	-
1.6	Income taxes paid	-	-
1.7	Other (provide details if material)	-	-
	Net Operating Cash Flows	**(538)**	**(1,408)**
	Cash flows related to investing activities		
1.8	Payment for purchases of: (a) prospects	-	-
	(b) equity investments	-	-
	(c) other fixed assets	-	-
1.9	Proceeds from sale of: (a) prospects	-	-
	(b) equity investments	-	-
	(c) other fixed assets	-	-
1.10	Loans to other entities	-	-
1.11	Loans repaid by other entities	-	-
1.12	Prospect sale proceeds to BEE partner	-	-
	Net investing cash flows	**-**	**-**
1.13	Total operating and investing cash flows (carried forward)	**(538)**	**(1,408)**

+ See chapter 19 for defined terms.

		Current quarter $A'000	Year to date (9 months) $A'000
1.13	Total operating and investing cash flows (brought forward)	**(538)**	**(1,408)**
	Cash flows related to financing activities		
1.14	Proceeds from issues of shares, options, etc.	-	2,123
1.15	Proceeds from sale of forfeited shares	-	-
1.16	Proceeds from borrowings	5	150
1.17	Repayment of borrowings	-	-
1.18	Dividends paid	-	-
1.19	Other (Capital Raising Costs)	-	(151)
	Net financing cash flows	**5**	**2,122**
	Net increase (decrease) in cash held	**(533)**	**714**
1.20	Cash at beginning of quarter/year to date	1,573	345
1.21	Exchange rate adjustments to item 1.20	(11)	(30)
1.22	**Cash at end of quarter**	**1,029**	**1,029**

Payments to directors of the entity, associates of the directors, related entities of the entity and associates of the related entities

		Current quarter $A'000
1.23	Aggregate amount of payments to the parties included in item 1.2	48
1.24	Aggregate amount of loans to the parties included in item 1.10	-

1.25 Explanation necessary for an understanding of the transactions

Salaries, directors' fees, corporate advisory and consulting fees at normal commercial rates

Non-cash financing and investing activities

2.1 Details of financing and investing transactions which have had a material effect on consolidated assets and liabilities but did not involve cash flows

2.2 Details of outlays made by other entities to establish or increase their share in projects in which the reporting entity has an interest

Financing facilities available

Add notes as necessary for an understanding of the position.

		Amount available $A'000	Amount used $A'000
3.1	Loan facilities	-	-
3.2	Credit standby arrangements	-	-

Estimated cash outflows for next quarter

		$A'000
4.1	Exploration and evaluation	125
4.2	Development	-
4.3	Production	-
4.4	Administration	150
	Total	**275**

Reconciliation of cash

Reconciliation of cash at the end of the quarter (as shown in the consolidated statement of cash flows) to the related items in the accounts is as follows.		Current quarter $A'000	Previous quarter $A'000
5.1	Cash on hand and at bank	1,029	1,573
5.2	Deposits at call	-	-
5.3	Bank overdraft	-	-
5.4	Other (provide details)	-	-
	Total: cash at end of quarter (item 1.22)	**1,029**	**1,573**

+ See chapter 19 for defined terms.

Changes in interests in mining tenements and petroleum tenements

		Tenement reference and location	Nature of interest (note (2))	Interest at beginning of quarter	Interest at end of quarter
6.1	Interests in mining tenements and petroleum tenements relinquished, reduced or lapsed	Nil			
6.2	Interests in mining tenements and petroleum tenements acquired or increased	Nil			

+ See chapter 19 for defined terms.

Issued and quoted securities at end of current quarter

Description includes rate of interest and any redemption or conversion rights together with prices and dates.

		Total number	Number quoted	Issue price per security (see note 3) (cents)	Amount paid up per security (see note 3) (cents)
7.1	**Preference +securities** *(description)*	-	-	-	-
7.2	Changes during quarter (a) Increases through issues (b) Decreases through returns of capital, buy-backs, redemptions	- -	- -	- -	- -
7.3	**+Ordinary securities**	456,203,370	456,203,370	-	-
7.4	Changes during quarter (a) Increases through issues (b) Decreases through returns of capital, buy-backs	-	-	-	-
7.5	**+Convertible debt securities** (*description)*	-	-	-	-
7.6	Changes during quarter (a) Increases through issues (b) Decreases through securities matured, converted	-	-	-	-
7.7	**Options** *(description and conversion factor)*	62,150,000	-	*Exercisable @ $0.025 to $0.10*	-
7.8	Issued during quarter	-	-	-	-
7.9	Exercised during quarter	-	-	-	-
7.10	Expired during quarter	-	-	-	-
7.11	**Debentures** *(totals only)*	-	-		
7.12	**Unsecured notes** *(totals only)*	-	-		

+ See chapter 19 for defined terms.

Compliance statement

1 This statement has been prepared under accounting policies which comply with accounting standards as defined in the Corporations Act or other standards acceptable to ASX (see note 5).

2 This statement does give a true and fair view of the matters disclosed.



Sign here: _____ Date: 28th April 2016
(Director)

Print name: Michael Quinert

Notes

1 The quarterly report provides a basis for informing the market how the entity's activities have been financed for the past quarter and the effect on its cash position. An entity wanting to disclose additional information is encouraged to do so, in a note or notes attached to this report.

2 The "Nature of interest" (items 6.1 and 6.2) includes options in respect of interests in mining tenements and petroleum tenements acquired, exercised or lapsed during the reporting period. If the entity is involved in a joint venture agreement and there are conditions precedent which will change its percentage interest in a mining tenement or petroleum tenement, it should disclose the change of percentage interest and conditions precedent in the list required for items 6.1 and 6.2.

3 **Issued and quoted securities** The issue price and amount paid up is not required in items 7.1 and 7.3 for fully paid securities.

4 The definitions in, and provisions of, *AASB 6: Exploration for and Evaluation of Mineral Resources* and *AASB 107: Statement of Cash Flows* apply to this report.

5 **Accounting Standards** ASX will accept, for example, the use of International Financial Reporting Standards for foreign entities. If the standards used do not address a topic, the Australian standard on that topic (if any) must be complied with.

== == == == ==

+ See chapter 19 for defined terms.