Investor Presentation – 4 May 2020

AVA GROUP

SECURITY RISK MANAGEMENT

AVA GROUP
SECURITY RISK MANAGEMENT

Forward Looking Statements

This presentation is given on behalf of Ava Risk Group Limited (AVA)

Information in this presentation is for general information purposes only, and is not an offer or invitation for subscription, purchase, or recommendation of securities in AVA. Certain statements in this document regarding the Company's financial position, business strategy and objectives may contain forward-looking statements (rather than being based on historical or current facts).

Any forward-looking statements are based on the current beliefs of the Company's management as well as assumptions made by, and information currently available to, the Company's management. Forward-looking statements are inherently uncertain and must be read accordingly. There can be no assurance that the underlying assumptions will prove to be valid.

All data presented in this document reflects the current views of the Company with respect to future events. Forward-looking statements are subject to risks, uncertainties and assumptions relating to the operations, results of operations, growth strategy and liquidity of the Company. To the maximum extent permitted by law, the Company, its officers, employees and agents do not assume any obligation to release any updates or revisions to the information (including any forward looking statements) in this presentation to reflect any change to expectations or assumptions, and disclaim all responsibility and liability for any loss arising from reliance on this presentation or its content

Q3 FY2020 Highlights

STRONG REVENUE GROWTH

- Q3 FY2020 revenues $12.3m, increased by 89% over PCP
- Services Division contributed $6.2m, up 122% over PCP
- Technology Division contributed $6.1m, up 64% over PCP

HIGHLY SCALABLE MODEL

- Q3 generated $1.1m net operating cashflow, underpinning a highly scalable cost base with 'land and expand' revenue model
- Multiple new customer wins in both Services and Technology Divisions
- Significant conversion of repeat customers upgrading products on multiple sites

STRONG COMPETITIVE ADVANTAGE

- Highly defensible competitive position, breadth of product range, performance and blue-chip customer base
- Experienced leadership team, with broad global industry knowledge and deep market sector understanding

GLOBAL OPPOURTUNITY

- Expanding technology and services sales efforts into several new attractive markets globally
- Highly competent global sales force with significant pipeline of known technology projects, and increasing addressable customer spend for provision of valuable logistics services
- Thousands of products installed in more than 70 countries

PCP = Previous Corresponding Period

AVA GROUP
SECURITY RISK MANAGEMENT

Substantial Revenue Growth Achieved and Forecast

Ava Group has recorded substantial revenue growth in recent years with six-month revenues growing from ~$6m in H1 FY2017 to >$22m in H2 FY2020* – CAGR of >49%

Growth vs PCP	21%	44%	62%	95%	32%	23%	48%

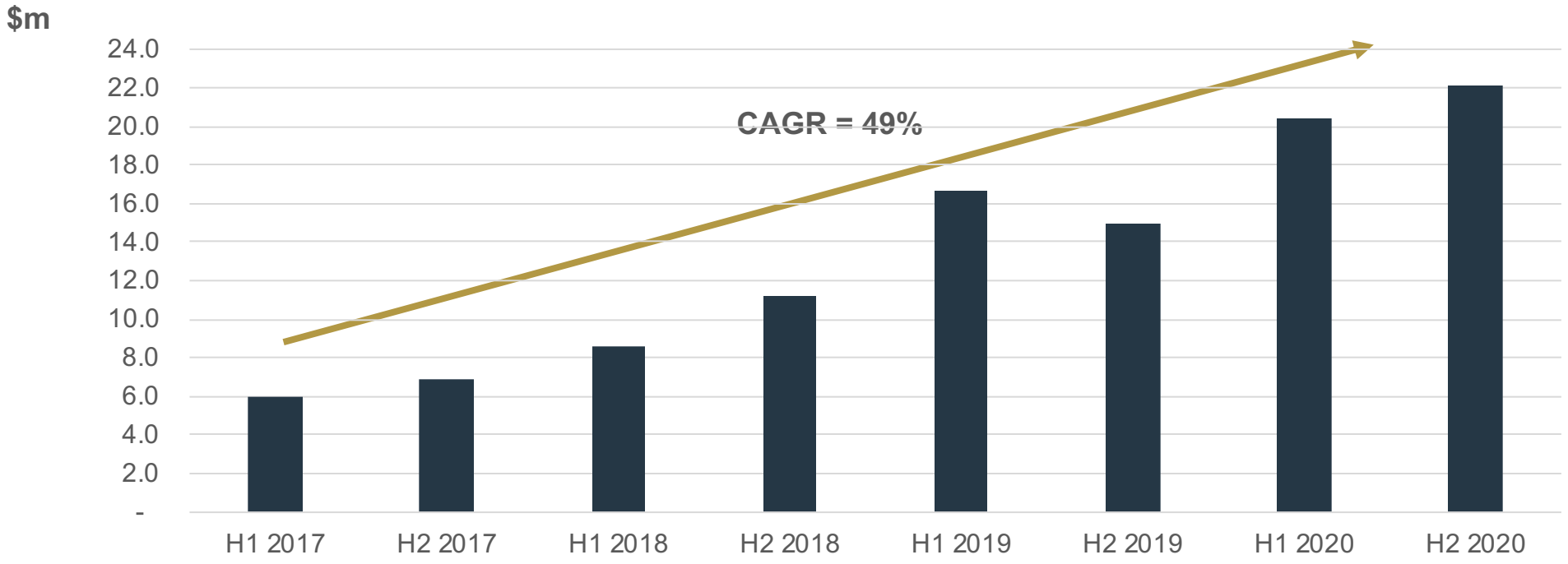

* AVA Management Forecast

AVA GROUP
SECURITY RISK MANAGEMENT

EBITDA Positive with Impressive Margin Expansion

As its revenues have grown Ava Group has significantly improved its EBITDA margin through a more efficient cost base, working capital management and diligent opex management, resulting in positive EBITDA in H1 2020 and FY2020*

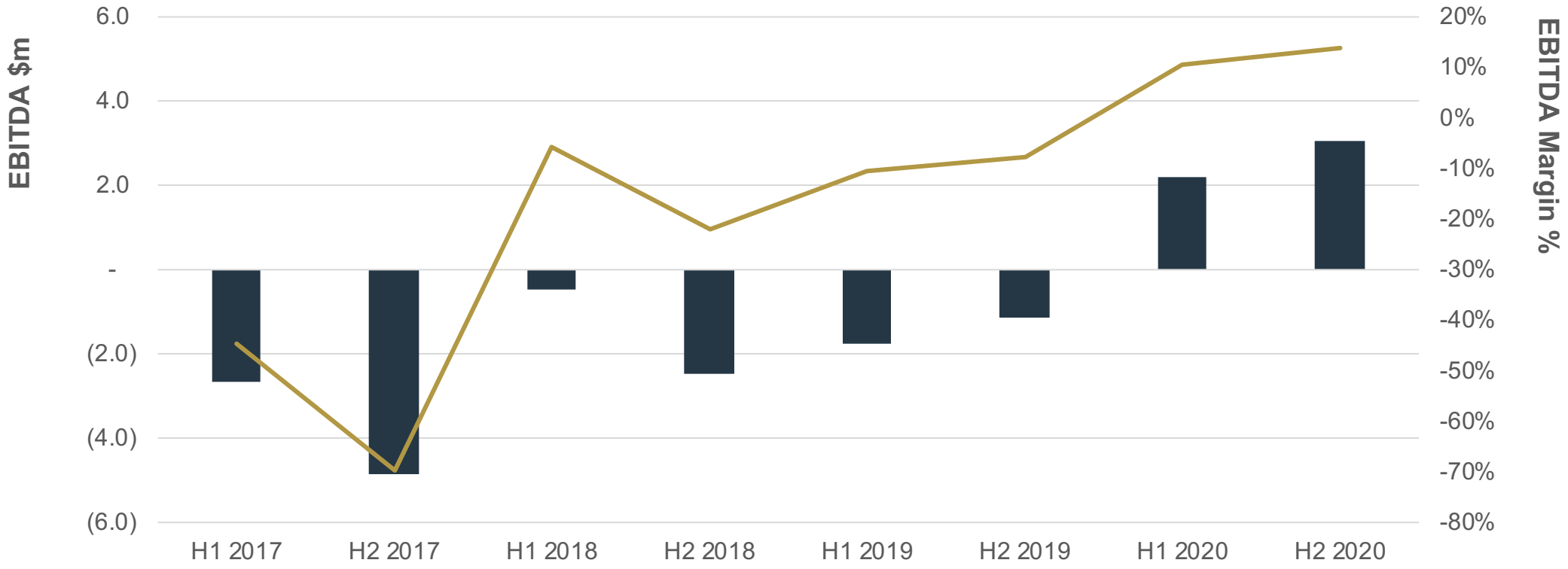

* AVA Management Forecast

AVA GROUP
SECURITY RISK MANAGEMENT

High Security & Sensing Experts

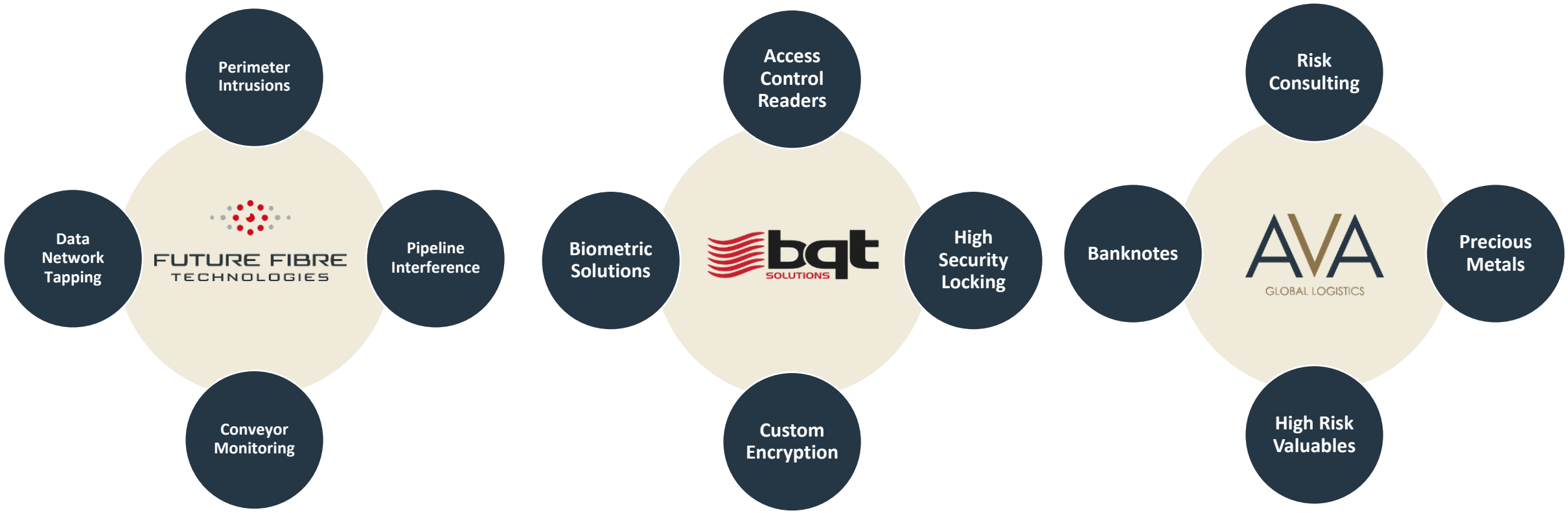

TECHNOLOGY DIVISION

SERVICES DIVISION

AVA GROUP
SECURITY RISK MANAGEMENT

Complimentary Mix of Revenue Streams & Margins

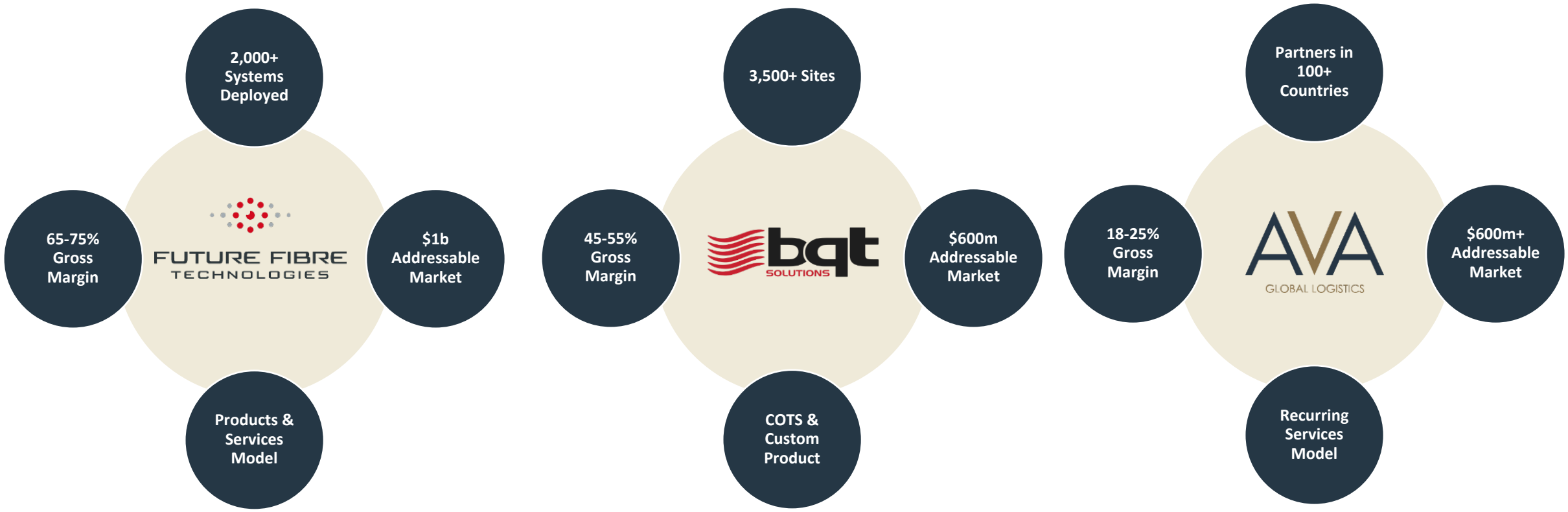

TECHNOLOGY DIVISION

SERVICES DIVISION

AVA GROUP
SECURITY RISK MANAGEMENT

Major Organizations All Around the World Depend on AVA

FY2020 Guidance & Growth Strategy

STRONG REVENUE GROWTH

- Continued strong revenue growth with large qualified sales pipeline and addressable client spend
- FY2020 revenues forecast to increase by more than 36% over PCP from $31.6m to $43m+
- Well funded for growth with $3.7m cash at bank

GROWING PROFITS

- FY2020 EBITDA forecast to increase by more than +$7.8m from -$2.8m in PCP to $5.0m+
- FY2020 licensing contribution from IMOD contract forecast to be at least $4.0m, with a further $14.3m to be received in FY2021

SUCCESSFUL NEW PRODUCT LAUNCHES

- $49m+ qualified sales opportunities for new Aura IQ conveyor health monitoring solution, with 3 completed commercial “Proof of Value” (POV) deployments in Q3, and 5 POV planned for Q4.
- Cloud Based remote installation, commissioning, monitoring and upgrading product producing recurring revenue from FY2021

GROWTH STRATEGY

- Invest and continue to grow profitable sales and service channels globally
- Differentiate on product performance and expand solutions to address adjacent market segments
- Provide exceptional customer service to generate repeat and recurring revenue

PCP = Previous Corresponding Period

AVA GROUP
SECURITY RISK MANAGEMENT

Growth Outlook

WORLD LEADING

- World leading technology products installed in more than 70 countries with blue-chip user base
- Strong Intellectual Property portfolio with clear TCO and performance advantages
- Refer to ASX releases for COVID-19 related challenges

SECURITY CONCERNS

- Growing global security concerns driving increasing demand and rapid adoption of high security technology, secure remote diagnostics and support capabilities, and utilisation of our high security logistics services

LARGE ADDRESSABLE MARKETS

- Attractive industry fundamentals underpin future growth
- Strong pipeline of new technology projects, plus continued After Market sales focus of refresh/conversion of installed base of ~2,000 legacy systems
- Growing addressable client spend in Services Division

SOUND METRICS

- Improved Gross Margins, $16m backlog and right sized cost base provides good visibility to improved performance
- Strong lift in revenue and earnings as company executes on growth strategy

PCP = Previous Corresponding Period

AVA GROUP
SECURITY RISK MANAGEMENT

The Team – Board & SMT

David Cronin
Chairman

Scott Basham
Group CEO/ Executive Director

Rob Broomfield
COO Technology/ Executive Director

Mark Stevens
Non Executive Director

Mike McGeever
Non Executive Director

Chris Fergus
CEO Services

Leigh Davis
Group CFO/Company Secretary

James Alston
COO/ CFO Services

Stefan Dingeldein
Global S&M Director Services

AVA GROUP
SECURITY RISK MANAGEMENT

Appendix

AVA GROUP
SECURITY RISK MANAGEMENT

Global Footprint

AVA Group is a diversified risk management technology and services company operating around the globe

Services division — **AVA Global Logistics**

Technology division — **Future Fibre Technologies**, **BQT Solutions**

AVA GROUP
SECURITY RISK MANAGEMENT

Large Addressable Markets

	Estimated Total Market Value	Current Estimated Addressable Market**
FFT	Perimeter Security (sensors) US$11bn (CAGR 13.6%)* Few key competitors Avg. Margin Range 60-65%	US$1bn - $2bn
bqt SOLUTIONS	Access Control Systems US$6.3bn (CAGR 12.2%)* Many key competitors Avg. Margin Range 45-50%	US$0.6bn - $1.5bn
AVA THINK GLOBAL	International Valuable Logistics US$1.0bn - $1.5bn Few key competitors Avg. Margin Range 18-25%	US$0.6bn - $0.75bn

* Markets and Markets: Perimeter Security Market Global Forecast to 2020.
** Ava Management assessment

AVA GROUP
SECURITY RISK MANAGEMENT

Services Division – Ava Global Logistics

- Ava Global Logistics is a growing global provider of secure international logistics of high-risk valuables, precious metals and currency.
- Provides fully insured, door to door services, utilising a network of highly experienced service providers, freight forwarders, airlines and customs brokers, all operating under Ava's strict risk management guidelines.
- Unique Partner model: ability to provide service in 100+ countries.
- Blue chip client base.
- Global footprint with offices in New York, London, Frankfurt, Dubai & Singapore.

AVA GLOBAL LOGISTICS

AVA GROUP SECURITY RISK MANAGEMENT

Services Division – Market Segment: Precious Metals

Mines

Refiners

Banks/Bullion Traders

- Full Lifecycle of ore from mine to consumer
- Global movement on behalf of international client base of mines, refiners, banks and bullion traders

AVA GROUP
SECURITY RISK MANAGEMENT

Services Division – Market Segment: Currency

Banknote Printers

Central Banks

Bulk Commercial Banks

- Full lifecycle of transportation, aggregation and cash processing

AVA GROUP
SECURITY RISK MANAGEMENT

Technology Division – Future Fibre Technologies

- FFT is a global leader in fibre optic intrusion detection systems, with a track record of delivering highly intelligent, reliable, and award-winning intrusion detection solutions for the protection of critical sites and infrastructures.
- FFT's advanced security systems detect and locate perimeter intrusions, oil and gas pipeline third-party interference and data network tapping and tampering.
- With more than 2,000 systems deployed across 70 countries, FFT has established a solid reputation for delivering advanced and cost effective intrusion detection solutions for the Transport, Government, Military, Oil & Gas and Utility sectors.
- FFT's new Aura Ai platform uses the latest advanced optical signal processing algorithms, combined with artificial intelligence, to discriminate between intrusions, nuisance alarms and other causes of fence disturbance.

FUTURE FIBRE TECHNOLOGIES

AVA GROUP
SECURITY RISK MANAGEMENT

Technology Division – BQT Solutions

- BQT's secure, reliable smart reader and card systems, biometric solutions, electric locking, and access control products are utilised at over 3,500 sites in more than 50 countries.
- A leader in high security access control technology used in some of the most high security, critical applications in the world.
- Offers custom and "off the shelf" products to deliver market-wide access control security including military, critical infrastructure, commercial, industrial and residential applications.

Technology Division – Products

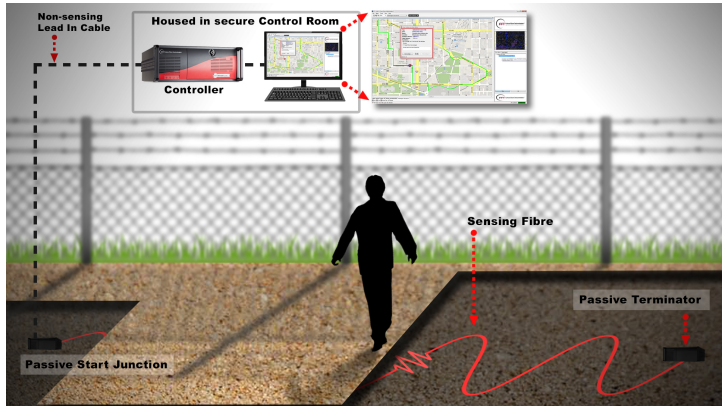

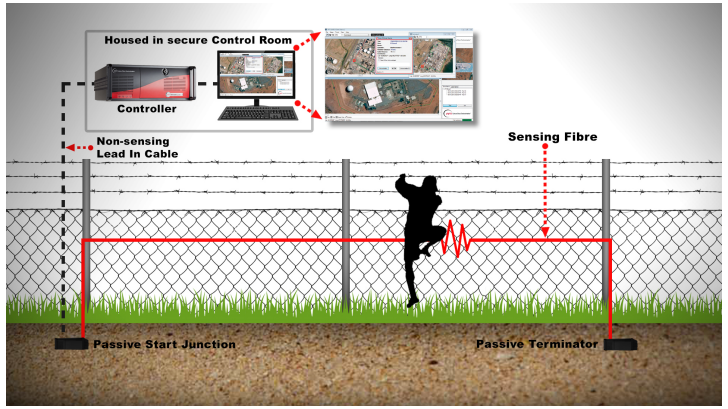

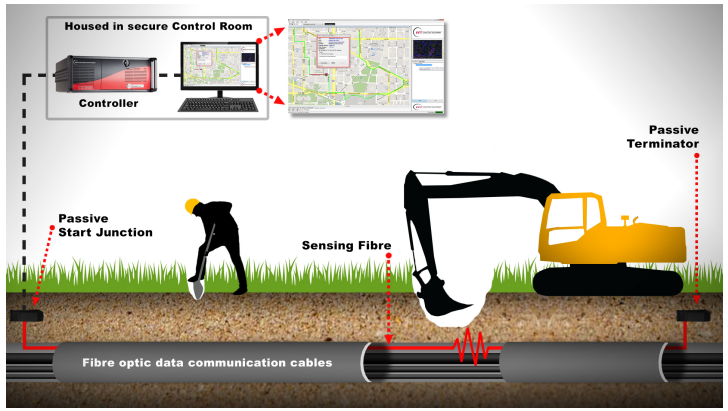

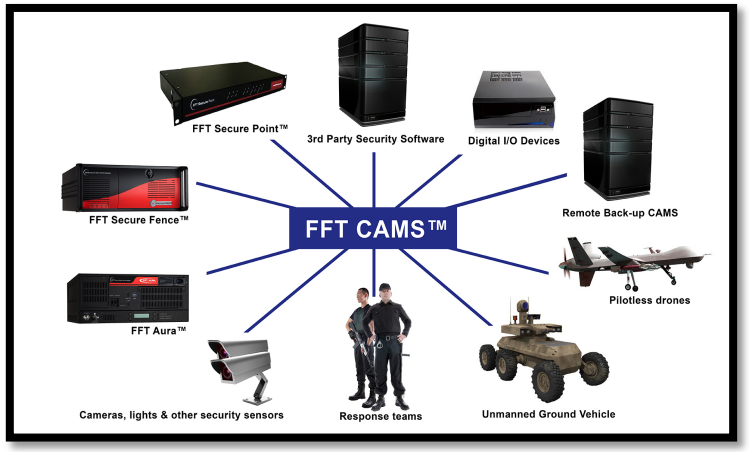

AVA GROUP
SECURITY RISK MANAGEMENT

Technology Division – FFT – India MoD Tranche 1 Update

The total contract value to Ava for this project is estimated at **US$11.9m (A$18.3m).**

More than 500 of the first 600 units (~25% of project) have now been built by Ava's in-country partner SFO:

- The first 200 units passed FAT and shipped in late Dec 2019.
- The second 200 units passed FAT in late Jan 2020 and are awaiting delivery to the End User.
- The last 200 units of this batch are under various stages of completion awaiting program progress delayed by COVID-19 restrictions.

In H1 FY2020, Ava recognised ~**US$1.0m (~A$1.5m)** of the order, being ~**US$0.9m (~A$1.3m)** as top line sales revenue, and ~**US$0.1m (~A$0.2m)** as an income tax credit. In Q3 FY2002 Ava recognised a further **~US$1.4m (~A$2.3m)** as top line sales revenue and **~US$0.14m (~A$0.23m)** as an income tax credit.

Whilst Ava does expect to generate at least A$0.5m in additional revenues on Q4 FY2020, given the COVID-19 disruptions and delays, Ava expects that the balance of this project will be recognised as revenue in FY2021.

SFO's Bank Guarantee to Ava for ~**US$2.1m (~A$3.2m),** to cover the 120 days payment terms remains in place.

Ava expects additional revenue after the initial 3-year warranty period from a subsequent 7-year spares and maintenance contract, estimated value of **US$3.4m (A$5.2m)**.

Integrated Solutions Example

Risk Consulting

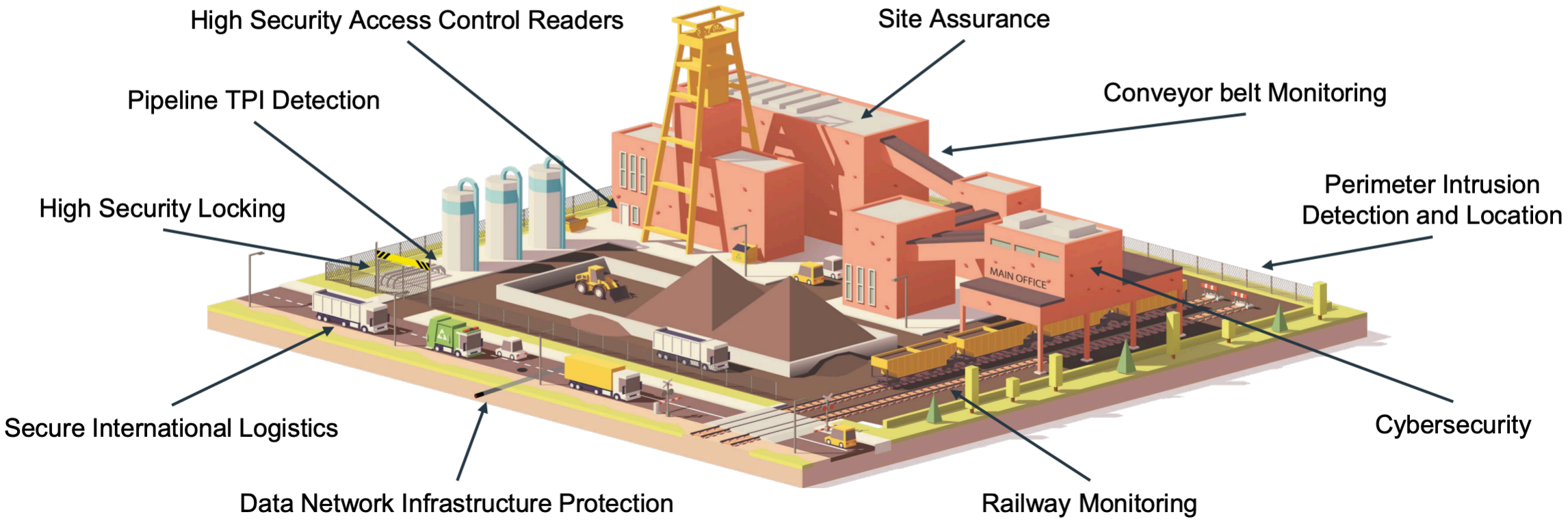

AVA GROUP
SECURITY RISK MANAGEMENT

Diverse Market Sectors

UTILITIES

CHEMICAL, OIL, GAS & MINING

MILITARY

GOVERNMENT

TRANSPORTATION

COMMERCIAL & RESIDENTIAL

CORRECTION FACILITIES & BORDERS

AVA GROUP
SECURITY RISK MANAGEMENT

Go To Market

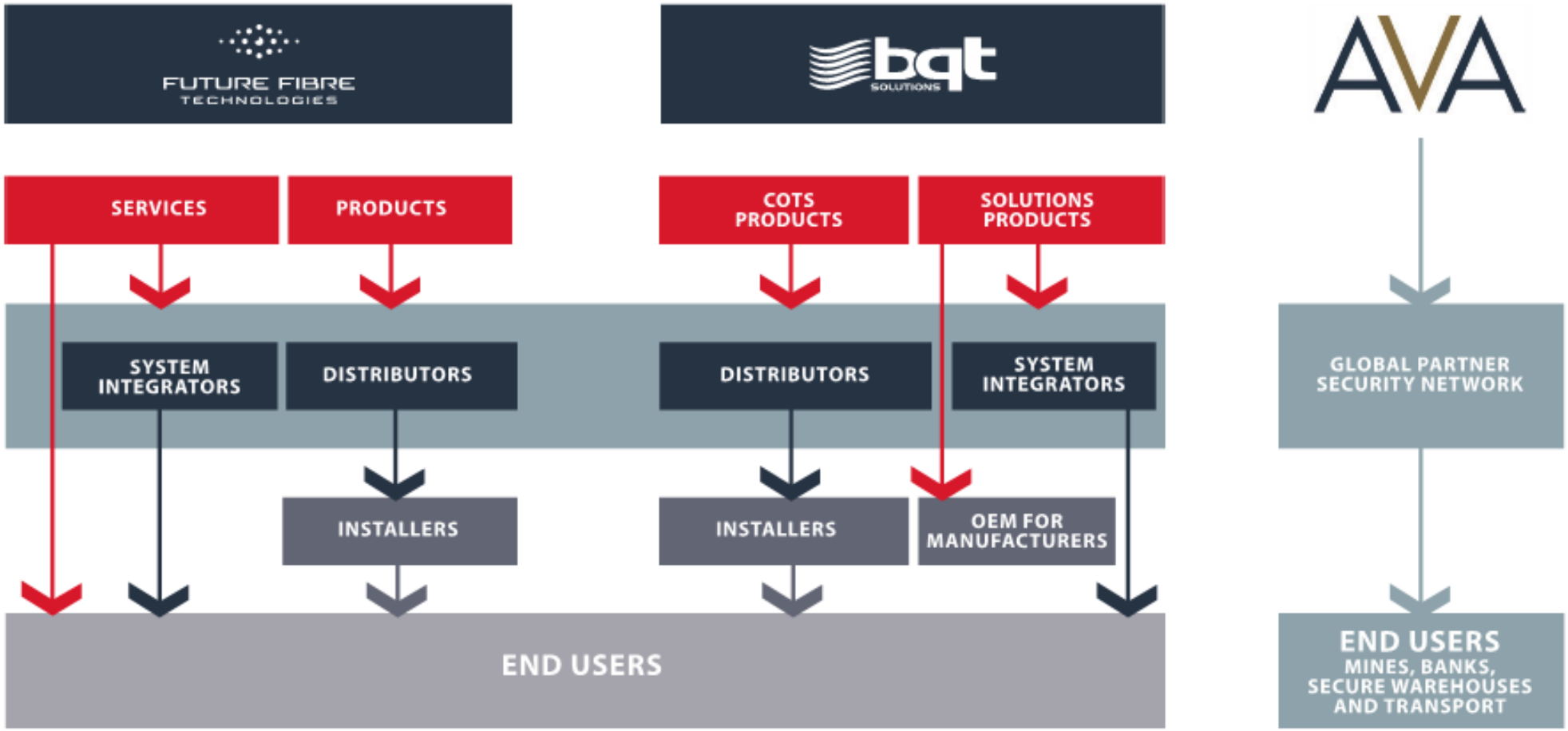

AVA GROUP
SECURITY RISK MANAGEMENT