KSN KINGSTON RESOURCES LIMITED

205/283 Alfred St, North Sydney, NSW 2000
ACN 009 148 529
T: +61 2 8249 4968
www.kingstonresources.com.au

Corporate Presentation
May 2019



Disclaimer

KSN KINGSTON RESOURCES LIMITED

Forward Looking Statements

Certain statements contained in this presentation, including information as to the future financial or operating performance of Kingston Resources Limited ("KSN") and its projects, are forward looking statements. Such forward looking statements:

- include, among other things, statements regarding incomplete and uncertain proposals or targets, production and prices, operating costs and results, capital expenditures, and are or may be based on assumptions and estimates related to future technical, economic, market, political, social and other conditions;
- are necessarily based upon a number of estimates and assumptions that, while considered reasonable by KSN, are inherently subject to significant technical, business, economic, competitive, political and social uncertainties and contingencies; and
- involve known and unknown risks and uncertainties that could cause actual events or results to differ materially from estimated or anticipated events or results reflected in such forward looking statements.

KSN disclaims any intent or obligation to update publicly any forward looking statements, whether as a result of new information, future events or results or otherwise. The words "believe", "expect", "anticipate", "indicate", "contemplate", "target", "scope", "plan", "intends", "continue", "budget", "estimate", "may", "will", "schedule" and similar expressions identify forward looking statements. All forward looking statements made in this presentation are qualified by the foregoing cautionary statements. Recipients are cautioned that forward looking statements are not guarantees of future performance and accordingly investors are cautioned not to put undue reliance on forward looking statements due to the inherent uncertainty therein.

Disclaimer

No representation or warranty, express or implied, is made as to the fairness, accuracy, completeness or correctness of the information, opinions and conclusions contained in this presentation. To the maximum extent permitted by law, none of KSN, its directors, employees or agents, nor any other person accepts any liability, including, without limitation, any liability arising out of fault of negligence, for any loss arising from the use of the information contained in this presentation. In particular, no representation or warranty, express or implied is given as to the accuracy, completeness or correctness, likelihood of achievement or reasonableness or any forecasts, prospects or returns contained in this presentation nor is any obligation assumed to update such information. Such forecasts, prospects or returns are by their nature subject to significant uncertainties and contingencies.

The information contained in this presentation is for informational purposes only and does not constitute an offer to issue, or arrange to issue, securities or other financial products. The information contained in this presentation is not investment or financial product advice and is not intended to be used as the basis for making an investment decision. The presentation has been prepared without taking into account the investment objectives, financial situation or particular needs of any particular person. Before making an investment decision, you should consider, with or without the assistance of a financial adviser, whether an investment is appropriate in light of your particular investment needs, objectives and financial circumstances. Past performance is no guarantee of future performance.

Competent Persons Statement

The information in this report that relates to Australian Exploration Results, Mineral Resources or Reserves is based on information compiled by Mr Andrew Paterson, who is a member of the Australian Institute of Geoscientists. Mr Paterson is a full-time employee of the Company and has sufficient experience which is relevant to the style of mineralisation and type of deposit under consideration and to the activity he is undertaking to qualify as a competent person as defined in the 2012 Edition of the "Australasian Code for reporting of Exploration Results, Mineral Resources and Ore Reserves" (JORC Code). Mr Paterson consents to the inclusion in this report of the matters based upon the information in the form and context in which it appears.

The technical and scientific disclosure of the Misima Indicated and Inferred Mineral Resource estimate has been reviewed and approved by Mr Scott Andrew McManus, a Member of the Australasian Institute of Geoscientists and a Registered Professional Geologist (Information Geoscience And Mining), and a full time employee of Skandus Pty Ltd who is a competent person as defined in the 2012 Edition of the "Australasian Code for reporting of Exploration Results, Mineral Resources and Ore Reserves" (JORC Code). Mr McManus is independent of KSN and has reviewed and approved the contents of this news release with respect to the Mineral Resource estimate.

Exploration by Other Explorers

This presentation contains information sourced from the reports of Other Explorers. References to the original reports are provided as footnotes where the information is cited in this presentation. KSN does not vouch for the accuracy of these reports. KSN has taken the decision to include this information as it is in the public domain and as we assess it to be of relevance to shareholders and investors.

Investment Overview

KSN KINGSTON RESOURCES LIMITED

Misima Gold Project

Aim: The next low cost, large scale, gold producer in Asia Pacific

Livingstone Gold Project

A high grade WA gold opportunity

Project Summary

KSN KINGSTON RESOURCES LIMITED

Focused gold company with two advanced exploration projects:

- **Misima Gold Project** (KSN +70%)
  - **Scale:** a 2.8Moz[1] JORC Resource already in place
  - **Potential:** multiple untested targets over 8km of prospective strike; enormous upside potential from exploration
  - **Location:** Louisiade Archipelago in Milne Bay Province, a peaceful and stable area with a highly supportive community. PNG hosts a number of large scale deposits.
  - **Proven:** 4Moz of low cost, highly profitable, production over 15-year mining history under Placer[2]
  - **Drilling:** Currently underway to test a number of high-priority exploration targets

- **Livingstone Gold Project** (KSN 75%)
  - A highly prospective location within the Bryah Basin with a number of high grade drilling results delivered through early stages of near surface exploration

1. KSN.ASX announcement 27th November 2017, cut off grade 0.5 g/t, USD1200/oz Au & USD 16/oz Ag
2. Historical Misima production documents, Placer Annual reports and Placer mine production documents 1989-2004

$4.3m Placement and $4.0m Entitlement Offer

KSN KINGSTON RESOURCES LIMITED

- Kingston has successfully completed a $4.3m placement
- Two new substantial shareholders DELPHI and Winchester to hold approx. 10% of KSN post Placement and Entitlement Offer
  - DELPHI is a European investment fund with a number of Australian exploration and mining investments
  - Winchester is an Australian private investment company
- Kingston to conduct a 1:6 Entitlement Offer at the same price as the institutional placement of 1.6cps to raise up to a further $4.0m
- Funds raised to be primarily directed to advancing exploration activity at the Misima Gold Project as well as the Livingstone Gold Project:
  - Extensive regional drill program at Misima targeting new deposits
  - Extensional and infill drilling at the known Misima resource, including Ewatinona
  - Exploration drilling at Livingstone Gold Project
  - General working capital

Capital Structure	
Market capitalisation (@ A$0.019)	$23.2m
Shares on issue 30 April 2019	1,223,198,383
Placement shares at 1.6cps (incl fee shares)	285,562,500
1:6 Entitlement Offer shares (maximum shares issued)	251,460,147
Pro-forma shares on issue	**1,760,221,030**
Cash on hand (as at 31 March 2019)	$1.9m
Placement (net proceeds)	$4.3m
Entitlement Offer (maximum to be raised)	$4.0m
Pro-forma cash on hand (maximum)	**$10.2m**

Entitlement Offer Timetable

KSN KINGSTON RESOURCES LIMITED

Indicative Entitlement Offer Timetable*

Event	Date (2019)
Announcement of intention to undertake the Entitlement Offer	Friday, 3 May
Offer Booklet lodged with ASX	Friday, 3 May
"Ex" date for securities trading	Tuesday, 14 May
Record date for the Entitlement Offer (7.00pm AEST)	Wednesday, 15 May
Offer Booklet and Entitlement and Acceptance Form dispatch	Monday, 20 May
Entitlement Offer opens	Monday, 20 May
Entitlement Offer closes (5.00pm AEST)	Wednesday, 29 May
New Shares commence trading on a deferred settlement basis	Thursday, 30 May
Results of Entitlement Offer announced	Monday, 3 June
Allotment of New Shares issued under the Entitlement Offer	Wednesday, 5 June
Normal ASX trading for New Shares commences	Thursday, 6 June
Dispatch of holding statements for New Shares	Thursday, 6 June
Placement of Shortfall (on or before)	Wednesday, 28 August

** The timetable above is indicative only and may be subject to change. The commencement of trading of new shares is subject to confirmation from the ASX. The last day for extension of the closing date is Friday, 24 May 2019 An extension of the closing Date will delay the anticipated date for issue of the New Shares. The Company also reserves the right not to proceed with the whole or part of the entitlement Offer any time prior to the issue of the New Shares. In that event, the relevant application Monies (without interest) will be returned in full to the Applicants.*

Misima: Reflecting and looking forward

KSN KINGSTON RESOURCES LIMITED

2018:

- ✓ Increased ownership from 49% to 70%
- ✓ Appointed drilling contractor on island
- ✓ Established community development roadmap
- ✓ Confirmed downdip extensions of Umuna pit
- ✓ Discovered new untested prospects from geochem & channel sampling

Umuna drilling highlights: [1]

- 40m @ 3.17 g/t Au and 10.88 g/t Ag, from 234m
  - including 6m @ 14.06 g/t and 13.33 Ag, from 268m
- 27m @ 1.08g/t Au, 4.09g/t Ag from 129m
- 56m @ 1.01g/t Au, 7.1g/t Ag from 110m
- 10m @ 1.25g/t Au, 1.4g/t Ag from 92m
- 10m @ 1.76g/t Au, 1.5g/t Ag from 151m

Ginamwamwa trenching highlights: [2]

- 14m @ 12.24g/t Au and 35.5g/t Ag
- 34m @ 3.19g/t Au, Incl. 8m @ 7.96g/t Au;
- 50m @ 2.06g/t Au, Incl. 8m @ 5.38g/t Au;
- 14m @ 17.0g/t Au, Incl. 6m @ 33.27g/t Au;
- 2m @ 140.0g/t Au; and
- 12m @ 9.68g/t Au, Incl. 8m @ 14.2g/t Au.

2019:

- Drill new untested prospects
  - Ginamwamwa
  - Quartz Mountain
  - Ara Creek (Misima North)
- Identify high-grade near-surface starter pits
- Advance economic evaluation studies
- Accelerate drilling campaign

Drill rates have almost tripled since Sep 2018

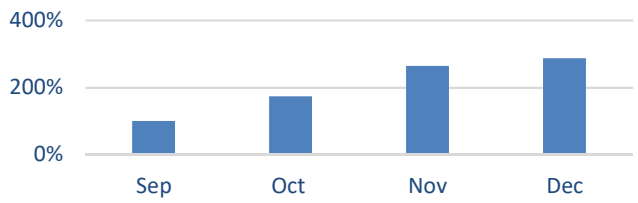

1, KSN.ASX announcement 18/2/19, 18/11/18, 23/8/18. 2 KSN ASX Announcement 27/3/2018, 29/10/2018, 19/11/2019

Misima: Multiple exploration targets

Umuna Extensions: 2.8Moz Au resource open along strike and down dip – potential for shear-hosted and skarn mineralisation

Misima North: >4km untested strike open to the north, supported by historic u/g mining, geochemistry, and KSN structural review. Under-explored. **Ara Creek** prospect recently discovered.

Umuna East Side: Mineralised structures on southeast side of Umuna. ~**1.8km** in strike. Evidence of high grade, shallow mineralisation

Quartz Mountain: Average hole depth to date 90m. Mineralisation open at depth

Ginamwamwa: 2018 discovery by KSN, high-grade results in surface geochemistry identified over >500m of strike

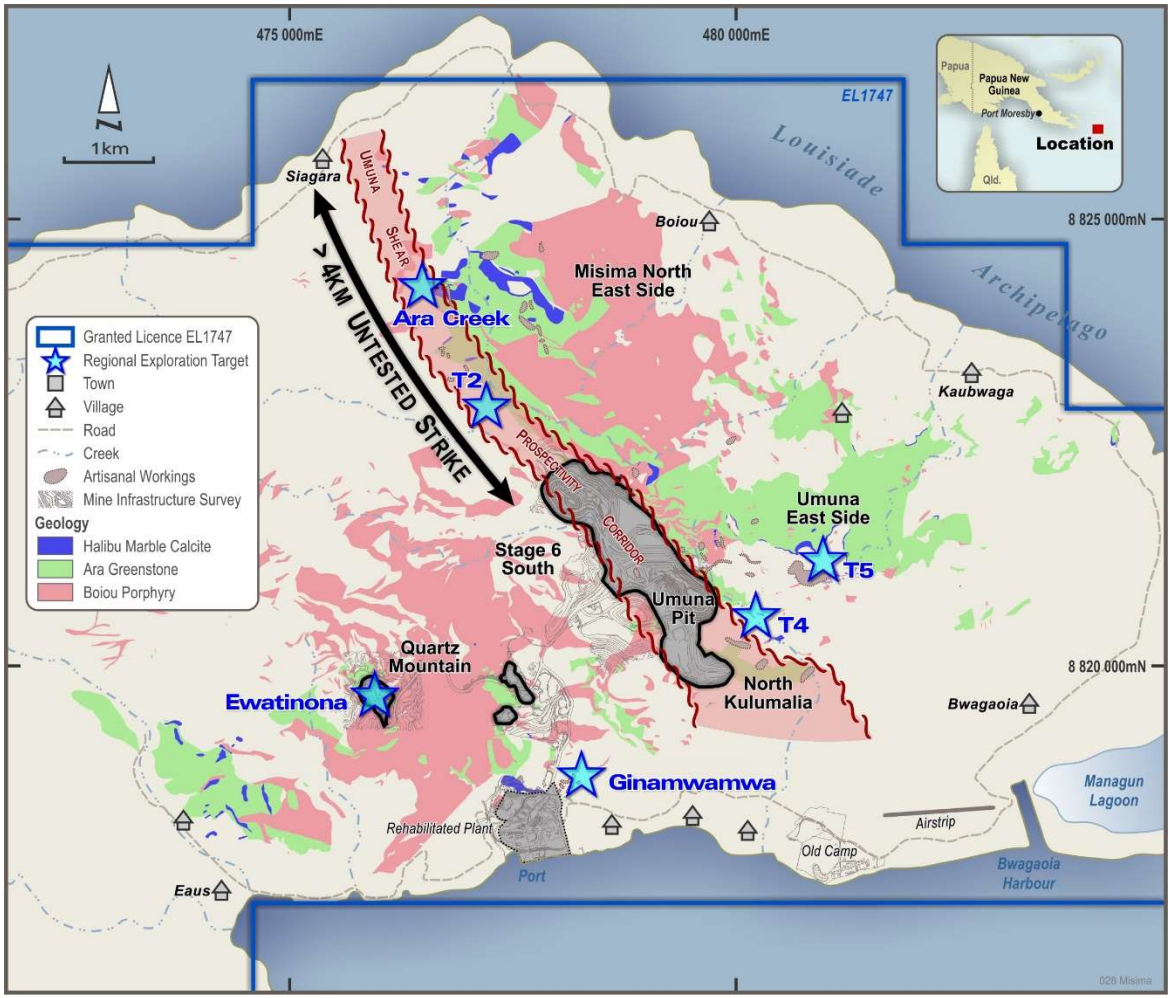

Misima Gold Project - simplified geology and exploration targets

Misima: New targets delivering upside

Ginamwamwa : High grade, near surface, starter pit?

- Misima field work commenced December 2017 delivering immediate success with discovery of a new prospect, Ginamwamwa, located adjacent to former mill site, a first pass initial drill program was completed in April 2019.
- Best channel samples at surface include:[1]
  - 14m at 12.24 g/t Au and 35.5 g/t Ag
    - Incl 2m @ 39.5 g/t Au
  - 34m @ 3.19 g/t, incl. 8m @ 7.96 g/t
  - 50m @ 2.06 g/t Au, incl. 8m @ 5.38
  - 2m @ 140 g/t Au
  - 14m @17.0 g/t Au
- Best results from the initial drilling include:[2]
  - 10m @ 1.20g/t Au from 8m
  - 8m @ 1.35g/t Au from 2m

Visible gold at Ginamwamwa

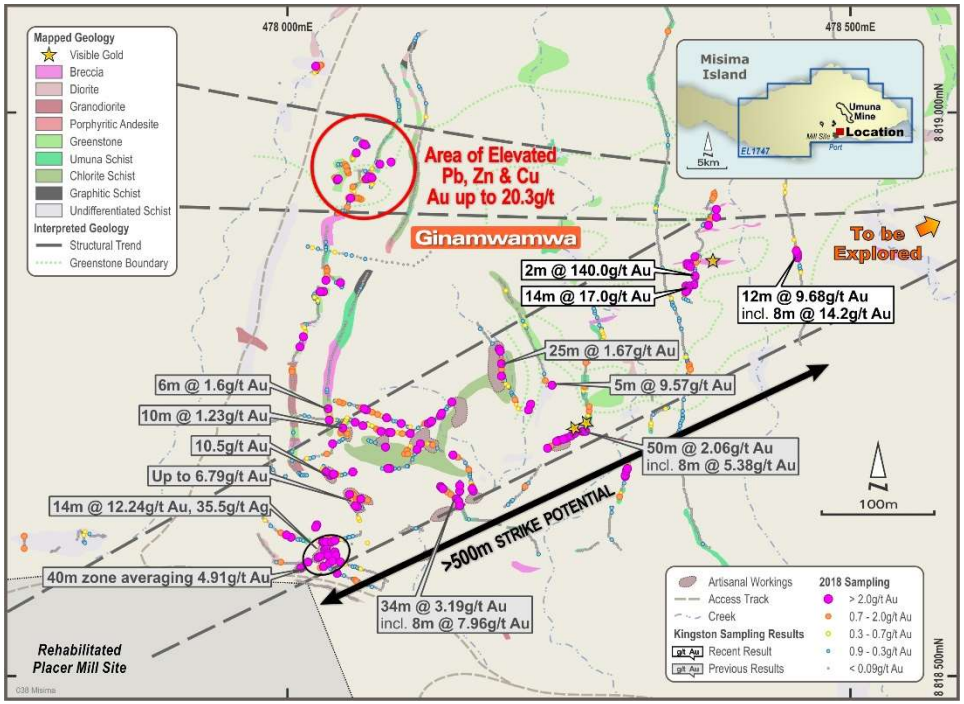

Ginamwamwa plan view highlighting recent trench results

1. KSN ASX Announcement 27/3/2018, 29/10/2018, 19/11/2019
2. KSN ASX Announcement 30/4/2019

Misima: Further regional exploration targets

KSN KINGSTON RESOURCES LIMITED

Kingston has identified priority surface targets, drilling is underway

Quartz Mountain

- Hosts small resource, but limited historic drilling. Best holes include:
  - 60m @ 2.29g/t Au from surface in EMD746
  - 14m @ 2.28g/t Au from 76m in ERC2263
- Historic geochemistry and channel samples also positive:
  - 115m @ 1.47 g/t Au
  - 113m @ 1.50 g/t Au
- Drilling commenced March 2019

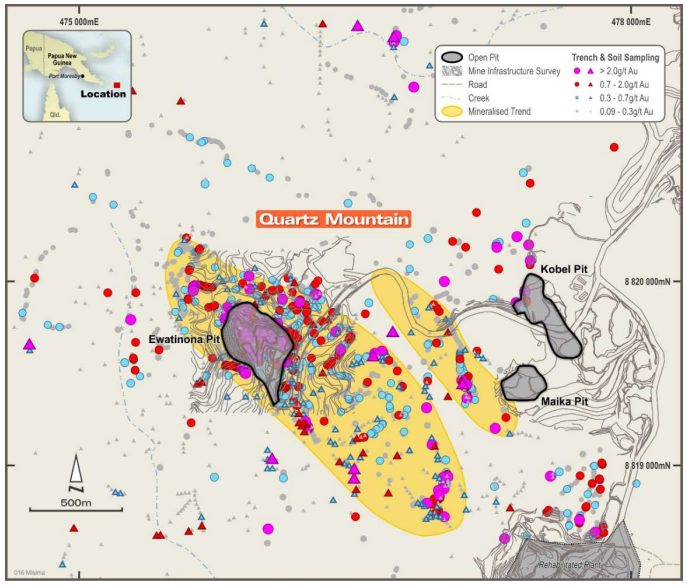

Quartz Mountain geochemistry results with trench samples highlighted

Misima North - Ara Creek

- Untested 4km strike potential north of old pit
- Geochemical sampling program ongoing
- Au in soils identified compelling targets
- Access track now in place, targeted for drilling in 2019

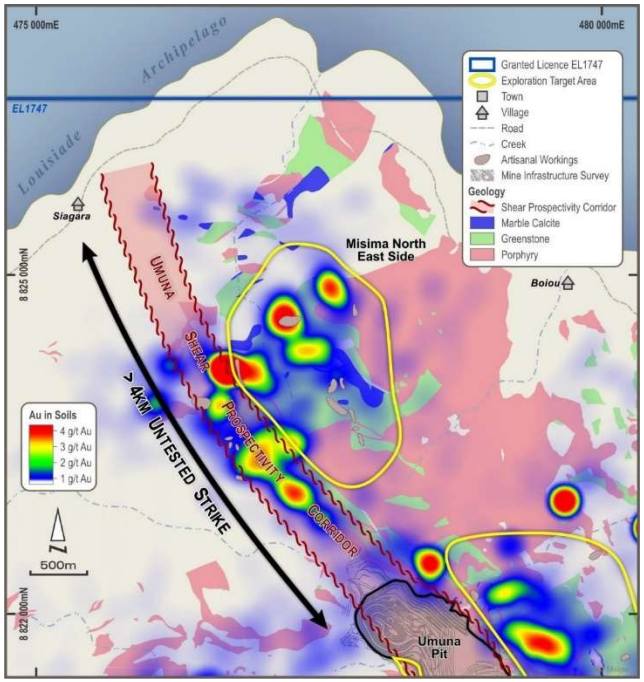

Misima North geology, geochemical heat map and exploration targets

Misima: 2.8Moz and growing

Umuna: Resource extension

Resource upside potential at Umuna

- The current resource is currently drill constrained – long section shows resource outline vs drill depth
- Average historic hole depth ~119m with only 9% of holes exceeding 200m
- Potential to increase ounces within the Umuna Shear at depth and to the north

GDD013 intersection:[1]

- 40m @ 3.17g/t Au, 10.9g/t Ag from 234m, including 6m @ 14.06g/t, 13.3g/t Ag, from 268m

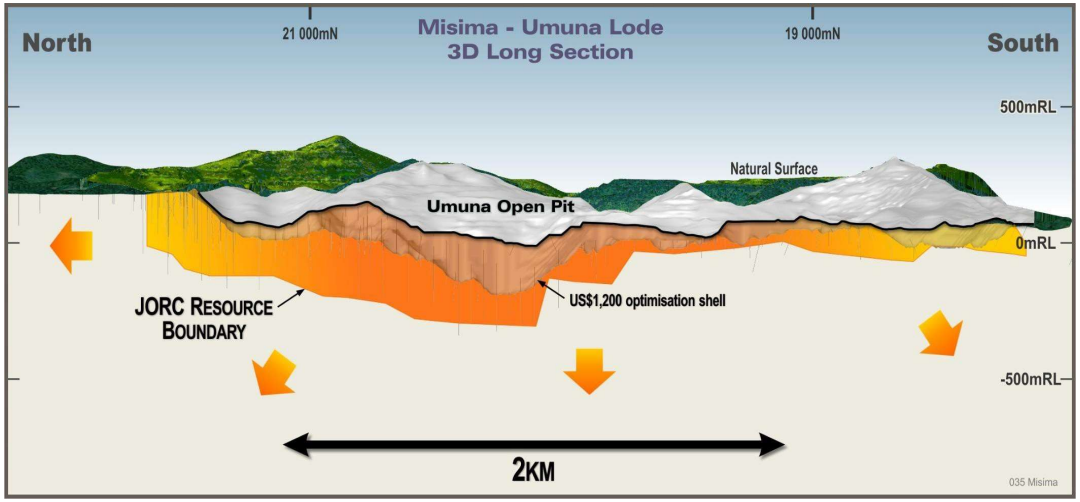

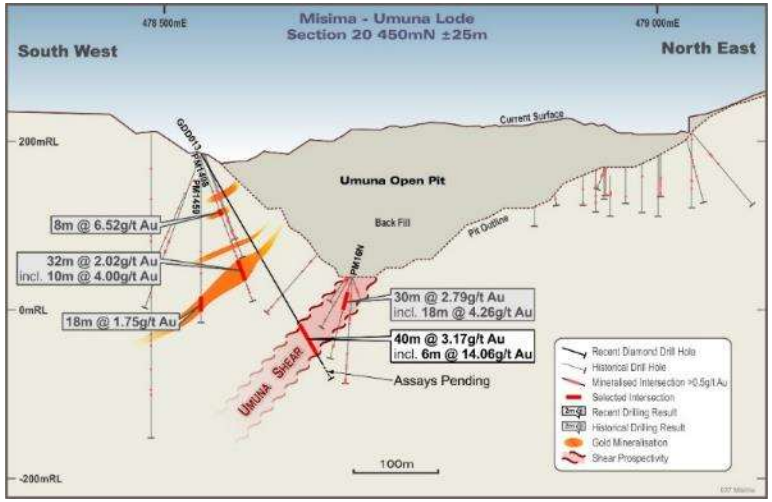

1. KSN ASX Announcement 8/11/2018

Misima: Active work program advancing

KSN KINGSTON RESOURCES LIMITED

	2017	2018	2019	2020
Establish exploration team				
Update JORC Resource				
Commence regional fieldwork				
Exploration environmental approvals				
Complete earn-in to 70%				
Phase 1 Drilling: Resource extension				
Phase 2 Drilling: Regional Targets				
Commence approvals and feasibility				

Misima landowners' support drives success

KSN KINGSTON RESOURCES LIMITED

- Misima has 130 years of successful and profitable gold mining with active artisanal mining today.
- Highly trained and educated resident workforce, with over +100 FIFO Misima residents.
- Kingston Project Manager, Charles Yobone working closely with local landowner groups.
- Kingston first steps CY18
  - Local employment is the priority
  - Initial landowner compensation payment Nov 2018

	Misima locals	PNG nationals	Expatriates
Placer 1989-03	79%	5%	17%
Kingston 2018	77%	16%	7%

- Community development roadmap CY19
  - Identify landowner priorities
  - Community meetings
  - Local employment
  - Community support projects
  - Identify sustainable business opportunities

Misima Councillors meeting

Misima school year 7 excursion to core yard

Project Overview

Misima Gold Project (+70%)

- Existing 2.8Moz resource:[1]
  - 82.3Mt @ 1.1 g/t Au & 5.3 g/t Ag
- Misima open pit gold mine operated by Placer from 1989 to 2001.
- Mine was closed when the gold price was **below US$300/oz**
- Historical production (1989 - 2004) averaged 230,000oz pa with peak production of 370,000oz in 1992. **Past success de-risks future production.**
- KSN acquired management of the Misima Gold Project in November 2017
- JV Partner is Pan Pacific Copper, owned by JX Nippon Metals and Mining (66%), and Mitsui Mining and Smelting (34%).

1. KSN.ASX announcement 27th November 2017, cut off grade 0.5 g/t, USD1200/oz Au & USD 16/oz Ag

Livingstone: Gold Project (75%)

- Located 140km NW of Meekatharra in Western Australia over 220km^2
- Historic WMC soil anomaly at Livingstone's Find hosts numerous old workings
- Homestead Prospect holds a 49,000oz JORC 2004[1] and high grade shallow drilling intersections:
  - 18m @ 7.85 g/t from 68m
  - 5m @ 20.5 g/t from 3m
  - 14m @ 3.49 g/t from 2m
  - 7m @ 12.59 g/t from 35m
  - 18m @ 3.03 g/t from 45m
- 2018 drilling campaign, best intercepts include:[2]
  - 4m @ 76.25 g/t Au from 88m in KLAC206
  - 28m @ 2.26 g/t Au from surface
- 2019 drilling targeting:
  - Historic workings along strike from Kingsley
  - Maiden resource

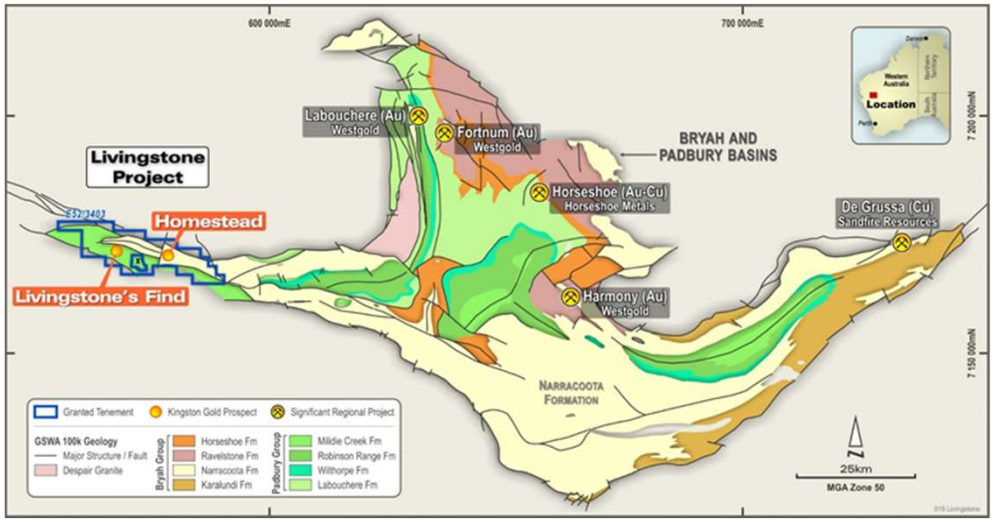

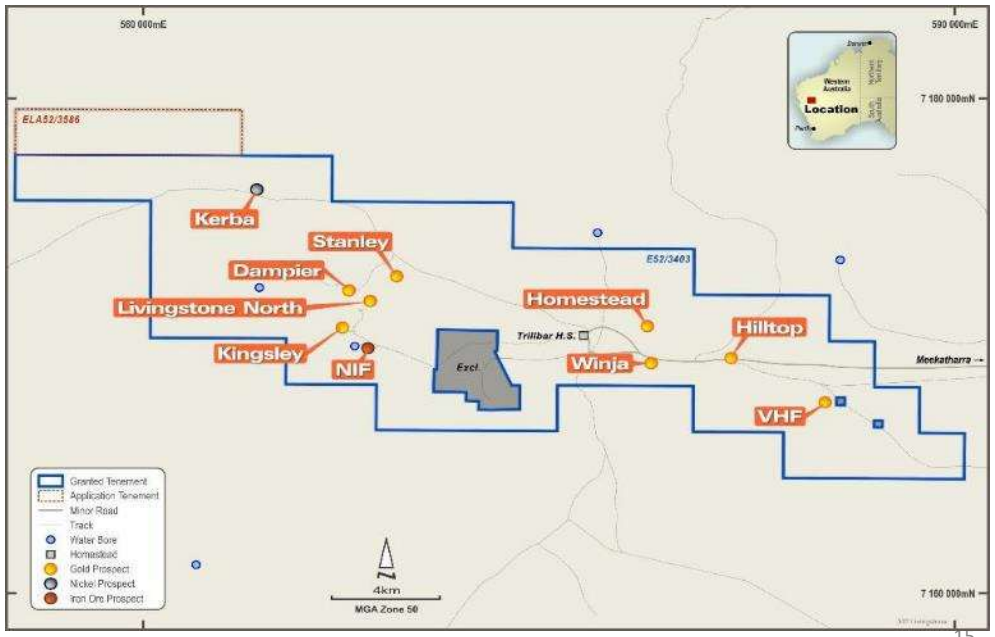

1. KSN announcements 29/11/16 and 12/4/17
2. KSN announcements 5/11/18

Livingstone: Gold Project

KSN KINGSTON RESOURCES LIMITED

Kingsley discovery[1]

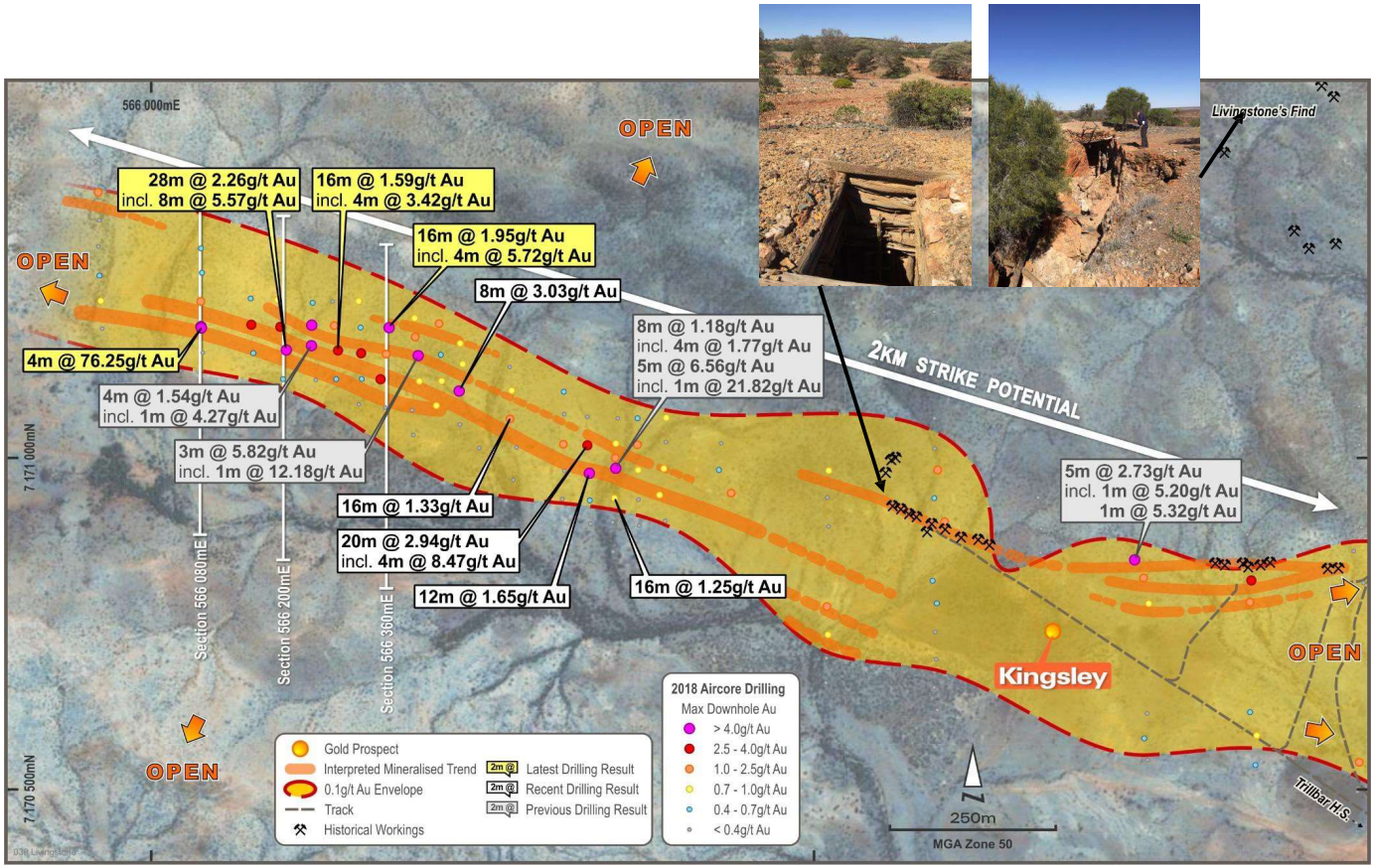

1. KSN announcements 11/10/18 & 5/11/18

Peer comparison

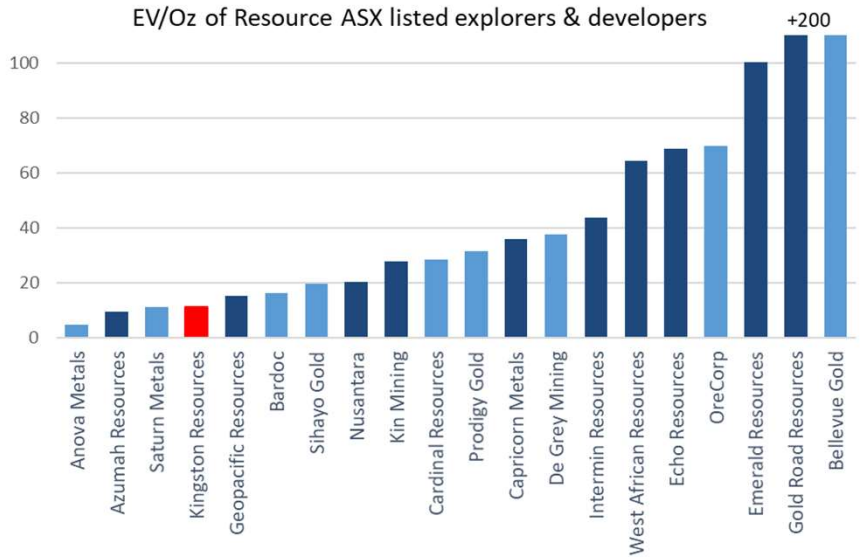

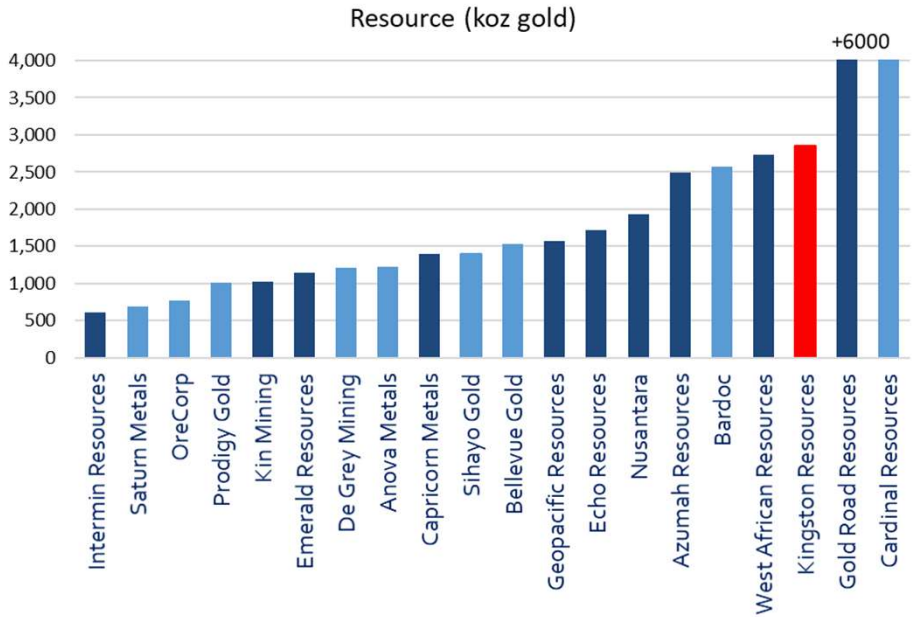

Notes:

- EV calculated as market capitalisation as at 22 Feb 2018 plus reported net debt as at Dec 31, 2018
- Resource ounces used are Total Resources and include varying compositions of Measured, Indicated and Inferred.
- Companies which have released a BFS/DFS are shaded dark blue, remaining companies are at an earlier stage of exploration/development.
- **Cautionary Statement:** The companies included in the above tables and graphs have a varying composition of measured, indicated and inferred resource and are at various stages of development, they are not intended to be identical in nature to Kingston Resources.
- For data sources please see Slide 24

Top 25 Australian and PNG gold deposits

KSN KINGSTON RESOURCES LIMITED

Top 25 Australian and PNG gold deposits				Total Resource[1]		
No.	Location	Mine	Owner	Ore mt	Grade g/t	Contained Au Moz
1	PNG	Lihir	Newcrest	690	2.30	50.0
2	Australia	Cadia/Ridgeway	Newcrest	3,170	0.37	38.0
3	PNG	Wafi-Golpu	Newcrest/Harmony Gold	1,000	0.83	26.0
4	Australia	Boddington	Newmont	835	0.64	17.3
5	Australia	Golden Mile	Newmont / Barrick	273	1.33	11.7
6	PNG	Porgera	Barrick / Zijin	76	4.53	11.1
7	Australia	Tropicana	Anglogold / IGO	136	1.76	7.7
8	Australia	Granny Smith	Gold Fields	39	5.70	7.1
9	Australia	Tanami	Newmont	45	4.80	7.0
10	Australia	Telfer	Newcrest	229	0.88	6.5
11	Australia	Lake Cowal	Evolution	200	0.95	6.1
12	Australia	Sunrise Dam	Anglogold / Ashanti	96	1.93	5.9
13	Australia	Gruyere	Goldfields/Gold Road	140	1.29	5.8
14	Australia	Duketon	Regis	186	0.93	5.6
15	Australia	Carosue Dam	Saracen	80	1.90	5.0
16	Australia	Gwalia	St Barbara	23	6.50	4.8
17	Australia	Jundee	Northern Star	38	3.55	4.3
18	PNG	Hidden Valley	Harmony Gold	89	1.43	4.1
19	Australia	St Ives	Gold Fields	34	3.47	3.8
20	Australia	Thunderbox	Saracen	66	1.70	3.6
21	Australia	Mt Morgans	Dacian	55	2.00	3.5
22	**PNG**	**Misima**	**Kingston Resources**	**82**	**1.10**	**2.8**
23	Australia	Mungari	Evolution	51	1.59	2.6
24	Australia	Big Bell	Westgold	24	2.75	2.1
25	Australia	Agnew	Goldfields	12	5.25	1.9

1. Total Resource includes varying compositions of Measured, Indicated and Inferred resources

For data sources please see Slide 24

In summary

Misima Gold Project (KSN +70%)

- **Scale:** Misima 2.8Moz Au resource that is growing in scale and grade through exploration
- **Location:** Favourable PNG island location, proven geological setting
- **Potential:** Aim to re-establish Misima as a large scale and low cost open pit gold mine
- **Drilling:** Steady news flow through to end of calendar 2019 – multiple valuation uplift catalysts

Livingstone Gold Project (KSN 75%) Livingstone Gold Project in WA also has considerable upside potential

Current works program at the 2.8Moz Gold Project

Historical photograph of Misima Mine, circa 1990s

Contact

Andrew Corbett – Managing Director

Chris Drew – Chief Financial Officer

P: +61 2 8021 7492

E: info@kingstonresources.com.au

Kingston Resources Limited
205/283 Alfred St, North Sydney
NSW 2060, Australia

www.kingstonresources.com.au

Research Coverage	
Bridge Street Capital Partners	Dr Chris Baker
Acova Capital	Michael Evans
Patersons Securities	Cathy Moises

Works program at the 2.8Moz Misima Gold Project

Board and Management

KSN KINGSTON RESOURCES LIMITED

Anthony Wehby – Chairman

Anthony was a founding director and former Chairman of Aurelia Metals Ltd, an ASX listing mining company, in his role oversaw the progression of the company from exploration through to production. Prior roles include Chairman of Tellus Resources and a director of Harmony Gold (Aust) Pty Ltd. Since 2001, Anthony has also maintained a corporate finance consulting practice. Prior to 2001 Anthony was a partner in PricewaterhouseCoopers for 19 years where he managed the corporate finance operation of the Australian business.

Andrew Corbett – Managing Director

Andrew has operated in the mining industry for over 23 years. Prior roles include Portfolio Manager of the Global Resource Fund at Perpetual Investments and General Manager with Orica Mining Services, based in Germany. Mine management and operational experience includes contractor and owner mining experience combined with statutory mine management responsibilities, mining engineer and project evaluation/feasibility work. Andrew has a Bachelor of Engineering Mining (Honours) from Western Australian School of Mines, a Masters of Business Administration from Newcastle University and a First Class Mine Managers Certificate.

Andrew Paterson – Executive Director

Andrew is a highly experienced geologist with a diverse career incorporating operations, exploration and corporate roles in the gold, nickel sulphide and iron ore industries. Andrew ran the Geology function for Atlas Iron Limited from 2008 until late 2012. He has managed mining and exploration teams for local and international mining companies in the Yilgarn and Murchison goldfields of Western Australia. Since 2014 he has been running a successful geological consultancy. Andrew has a Bachelor of Engineering degree in Geology and a Graduate Diploma in Mining, both from the Western Australian School of Mines, and 22 years industry experience.

Mick Wilkes – Non-Executive Director

Mick is a mining engineer with 35 years of broad international experience, predominantly in precious and base metals across Asia and Australia. Currently, President and CEO of OceanaGold Corporation. In previous roles he was the Executive General Manager of Operations at OZ Minerals responsible for the development of the Prominent Hill copper/gold mine and General Manager of the Sepon gold/copper project in Laos. His earlier experience included 10 years in various project development roles in Papua New Guinea and. Mick holds a Bachelor of Engineering from the University of Queensland, a Master of Business Administration from Deakin University, and is a member of both the Australian Institute of Mining and Metallurgy, and the Australian Institute of Company Directors.

Stuart Rechner – Non-Executive Director

Mr Rechner is an experienced company director and geologist with a background in project generation and acquisition. Mr Rechner holds degrees in both geology and law and is a member of the Australian Institute of Geoscientists and the Australian Institute of Company Directors. For over ten years Mr Rechner was an Australian diplomat responsible for the resources sector with postings to Beijing and Jakarta.

Chris Drew – Chief Financial Officer

Chris has over 15 years experience in the financial services industry. Most recently he has worked as a mining sector equity analyst and global commodity analyst for the Royal Bank of Canada, prior to that Chris was an equity analyst for UBS Australia. Chris is a CFA Charterholder and holds a BCom (Hons) from the University of Auckland.

Appendix : Misima Resource

KSN KINGSTON RESOURCES LIMITED

- November 2017, JORC2012 Resource of 82.3Mt at 1.1 g/t for 2.8Moz [1]

Deposit	Material	Resource	Cutoff	Tonnes	Gold	Silver	Au Moz	Ag Moz
		Category	(g/t Au)	(Mt)	(g/t Au)	(g/t Ag)		
Umuna	Sub-total	Indicated	0.5	37.2	1.1	4.9	1.3	5.8
		Inferred	0.5	38.4	1.0	6.1	1.3	7.5
	Total	Combined		75.7	1.1	5.5	2.6	13.3
Ewatinona	Oxide	Inferred	0.5	1.0	0.9	3.4	0.03	0.1
	Primary	Inferred	0.5	5.6	1.0	3.1	0.2	0.6
	Sub-total	Inferred		6.6	1.0	3.2	0.22	0.7
Misima Total		Indicated		37.2	1.1	4.9	1.3	5.8
		Inferred		45.0	1.0	5.6	1.5	8.1
Total Mineral Resource				**82.3**	**1.1**	**5.3**	**2.8**	**13.9**

- Potential to be a large scale open pit

Cut Off (g/t)	Tonnes (Mt)	Au g/t	Au Moz
0.3	157.5	0.7	3.7
0.4	111.3	0.9	3.2
0.5	82.3	1.1	2.8
0.6	62.8	1.2	2.5
0.7	49.5	1.4	2.2
0.8	39.9	1.5	2.0
0.9	32.8	1.7	1.8

Umuna grade-tonnage curve

1 KSN.ASX announcement 27th November 2017, https://www.asx.com.au/asxpdf/20171127/pdf/43plq8fmmz5dq0.pdf, cut off grade 0.5 g/t, USD1200/oz Au & USD 16/oz Ag

Appendix : Misima Production Advantage

Papua New Guinea:

- Proven geological domain
- Large scale Au + Cu projects
- PNG is currently 14th largest gold producer globally, 60 tonnes pa

Misima:

- Island location, Melanesian culture
- Supportive local landowners
- Today +100 Misima residents doing FIFO within PNG
- Trained and experienced mine workers

Approvals:

- Transparent, stable mining regulations and approvals process
- Proven approved as a special mining lease (SML1)
- Fully rehabilitated and converted to an EL in 2012

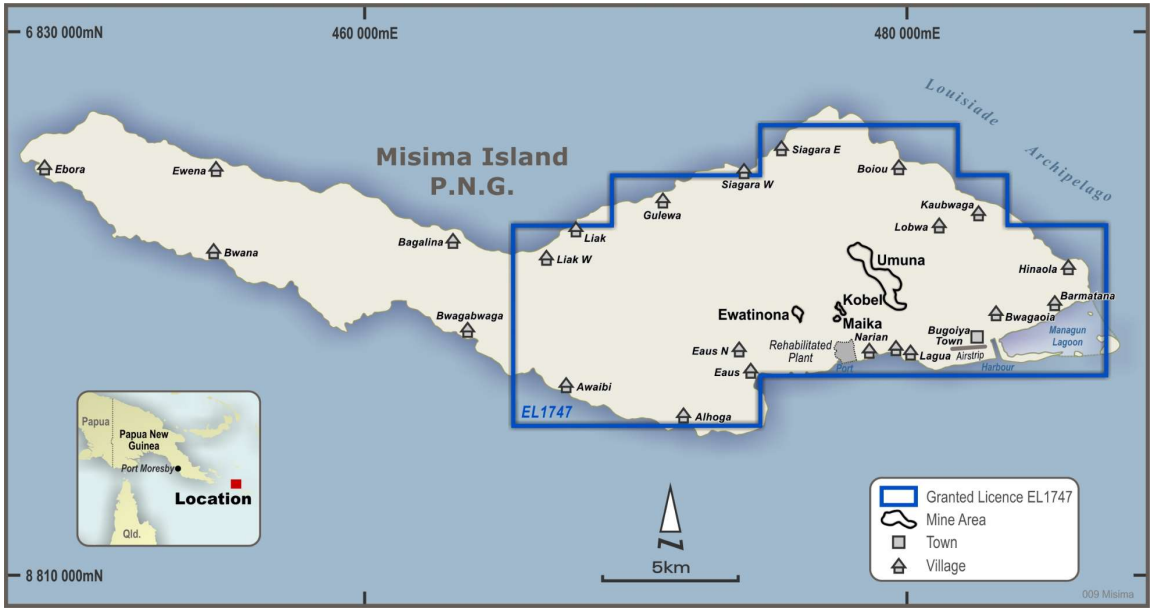

Historic mining parameters:

- < 400m above sea level
- Low strip
- Low cost drill & blast
- Large scale fleet

Proven metallurgy:

- High recovery
- Free mill + coarse grind
- Low bond work index
- Low cost processing

Current Infrastructure:

- Commercial airport, 3 flights per week
- Hospital, schools, housing
- Two ports, deep and shallow water
- Power: hydro-electric and diesel

Appendix : Placer key operating parameters

KSN KINGSTON RESOURCES LIMITED

Misima statistics from Placer Pacific Annual Reports 1989 – 2004 [1]	
Reserve grade at end of 1990	1.26 g/t Au
Grade milled between 1991 and 2004 inclusive	1.53 g/t Au
Grade reconciliation between Reserves and Milled	121%
Reserves at end of 1990	1.9Moz
Gold produced between 1991 and 2004 inclusive	3.3Moz
Production reconciliation compared to 1990 estimate	172%
Average cash cost over LOM	US$218/oz
Average price received over LOM	US$345/oz
Margin	US$128/oz
Margin	37%

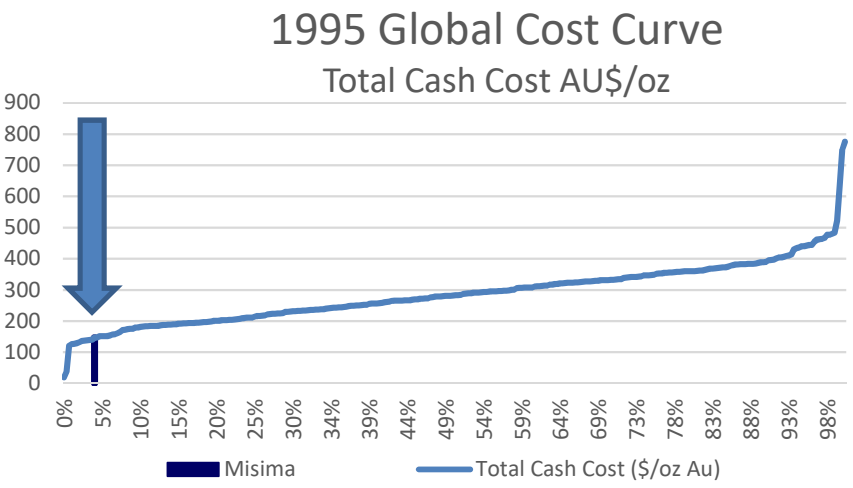

Source: 1 - Placer Annual Reports 1989 to 2004, Placer Archive

Appendix : Data Sources

KSN KINGSTON RESOURCES LIMITED

EV/Oz and Total Resource Charts – Slide 16 - Resource data for the included companies is sourced from the following announcements or reports		
Company	**Release Date**	**Announcement/Report**
Anova Metals	19 October 2018	2018 Annual Report
Azumah Resources	28 September 2018	21% Increase in Mineral Resources at Wa Gold Project, Ghana
Bardoc	13 November 2018	2.6Moz Consolidated JORC Resource for Bardoc Gold Project Sets strong foundation for new australian gold development
Bellevue Gold	5 February 2019	Inferred resource estimate increases by 47% to 1.53Moz @11.8g/t
Capricorn Metals	29 May 2018	Karlawinda Gold Project 25% Increase in Ore Reserves to 892koz
Cardinal Resources	18 April 2018	NI 43-101 Mineral Resource Estimation Technical Report
De Grey Mining	3 October 2018	2018 Total Gold Mineral Resource increases to 1.4Moz
Echo Resources	6 August 2018	Yandal Gold Project, Bankable Feasibility Study
Emerald Resources	15 March 2019	Half Yearly Reports and Accounts
Geopacific Resources	22 March 2019	2018 Annual Report
Gold Road Resources	13 March 2019	Annual Mineral Resource and Reserve Statement
Intermin Resources	12 March 2019	Maiden Resource for the Crake Gold Project Grows Total Mineral Resources to ocr 667koz
Kin Mining	29 October 2018	2018 Annual Report
Kingston Resources	27 November 2017	Misima JORC Resource 2.8Moz Au
Nusantara	27 March 2019	Analyst Site Visit Presentation
OreCorp	12 March 2019	Half Year Accounts
Prodigy Gold	21 February 2019	Investor Presentation
Saturn Metals	19 November 2018	Apollo Hill Resource Jumps 36% to 685koz
Sihayo Gold	3 August 2018	Feasibility Study Completion
West African Resources	22 June 2018	WAF confirms Sabrado as +200koz pa gold producer by 2020

Top 25 Deposits Table – Slide 17 - Resource data for each of the included companies deposits is sourced from the following announcements or reports		
Company	**Release Date**	**Announcement/Report**
AngloGold Ashanti Ltd.	Available on website	2017 Mineral Resource and Ore Reserve Report
Barrick Mining Corp.	13 Febaruary 2019	2018 Mineral Resource and Ore Reserve Statement
Dacian Gold Ltd.	6 August 2018	Measured and Indicated Resources an Mt Morgans Increases 11% to 2.5Moz
Evolution Mining Ltd.	19 October, 2018.	2018 Annual Report
Gold Fields Ltd.	Available on website	2017 Mineral Resources and Mineral Reserves Supplement
Gold Road Resources Ltd.	13 March 2019	Annual Mineral Resource and Reserve Statement
Harmony Gold Ltd.	Available on website	2018 Mineral Resources and Mineral Reserves Supplement
Independence Group Ltd.	20 February 2019.	2018 Mineral Resource and Ore Reserve Statement
Newcrest Mining Ltd	14 February 2019	2018 Mineral Resources and Ore Reserve Statement
Newmont Mining Corp.	21 February 2019	2018 Mineral Resource and Ore Reserve Statement
Northern Star Resources Ltd	21 August 2018	2018 Annual Report
Regis Resources Ltd.	25 October 2018	2018 Annual Report
Saracen Mineral Holdings Ltd.	5 September 2018	2018 Annual Report
St Barbara Ltd.	14 September 2018	2018 Annual Report
Westgold Resources Ltd.	26 October 2018	2018 Annual Report