Viking Mines Limited

ABN 38 126 200 280

Interim Report – 31 December 2021

Viking Mines Limited
Corporate Directory
31 December 2021

Directors	Michael Cox – Interim Non-Executive Chairman Julian Woodcock – Managing Director and CEO David Hall – Non-Executive Director
Company Secretary	Sarah Wilson
Registered office and principal place of business	15-17 Old Aberdeen Place West Perth WA 6005 Telephone: +61 8 6245 0870
Share register	Automic Pty Ltd Level 5, 126 Philip Street Sydney NSW 2000 Telephone: 1300 288 664 (within Australia) Telephone: +61 2 9698 5414 (outside Australia) Email: hello@automic.com.au
Auditor	Rothsay Auditing Level 1, Lincoln House, 4 Ventnor Avenue West Perth WA 6005
Solicitors	HWL Ebsworth Level 20/240 St Georges Terrace Perth WA 6000
Stock exchange listing	Viking Mines Limited shares are listed on the Australian Securities Exchange (ASX : VKA)
Website	www.vikingmines.com

Viking Mines Limited
Operations Report
31 December 2021

Review of operations

Australia
First Hit Project, Western Australia

The Company's primary focus was at its flagship First Hit Project ("**First Hit**" or "**the Project**"), 50km west of Menzies in the WA Goldfields, where the Company undertook substantial exploration activity during the reporting period.

In the September Q, the remaining assay results were received from the diamond drilling programme which was completed in the FY21 June Q (19 holes for 3,924m). The most notable aspect of the diamond drilling results received was the presence of visible gold in a number of the drillholes which were confirmed by the assay results. Significant intercepts returned during the period from the diamond drilling programme included (Figure 1):

- VDD013 - 5.0m at 3.67g/t Au including 1.0m at 11.16g/t Au
- VDD015 - 7.06m at 5.93g/t Au, including 0.5m at 71.64 g/t Au
- VDD016 - 1.0m at 13.52g/t Au

The diamond drilling programme confirmed the presence of high-grade narrow vein mineralization with high-grade material encountered both below and along strike from the historic First Hit mine workings.

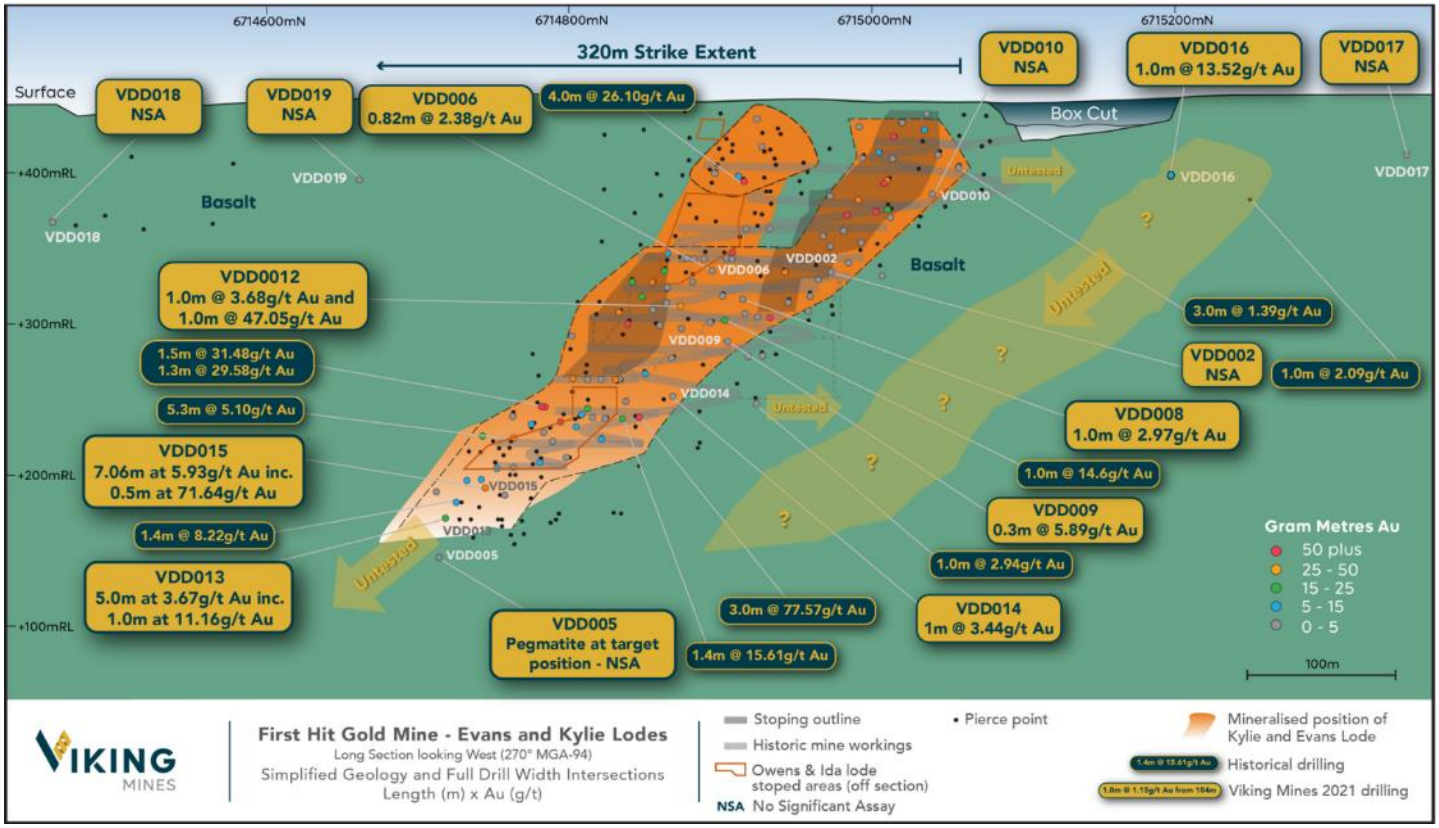

Figure 1; Long section showing results from the 2021 Diamond Drilling programme and historical drilling results. (Refer ASX Announcements 24 June 2021, 23 July 2021 and 30 August 2021).

Drillhole VDD016 intersected 1m at 13.52g/t Au 165m along strike to the north of the limits of the mine. This was the first tangible representation that an unrecognised mineralised shoot may exist to the North.

In addition to the assay results received from the diamond drill program, further review of the drill core was completed. In total, visible gold was sighted in 6 out of 19 diamond drillholes. From these 6 holes, gold was observed in 5 out of the 11 drillholes reaching targeted depth in and around the historic First Hit mine workings as well as in 1 of the 4 step out holes (VDD016) testing the continuity of the First Hit structure (Figure 2).



Figure 2; Photos of quartz vein with visible gold seen in HQ diamond core from hole VDD016 starting at 57.95m depth down hole. A; 20cm quartz vein (not true width) with visible gold sighted in red circles, B-D; zoom in images showing gold and pyrite. (Refer to ASX Announcement 23 July 2021)

A comprehensive assessment of the diamond drilling programme was subsequently undertaken in conjunction with the Air Core drilling data received in the FY21 June Q to plan a comprehensive follow up RC drilling programme of ~6,500m. With this assessment, five priority targets were identified and a drill programme designed and approved by the board. The programme was scheduled to be completed in the December Q.

A drill contractor was engaged, and the drill programme commenced in October and was completed by mid-December. The primary objective of the programme was to test the five targets with the potential to host narrow-vein, high-grade shoots analogous to the historic shoot of the First Hit Mine, which produced ~30koz ounces of gold at an average grade of ~7.7g/t Au.

The drill programme was modified in the field with 1 target area postponed and 4 target areas drilled, with 71 holes for 6,723m completed. The primary reason for postponing one target area was to drill an additional step-out traverse at First Hit North plus one additional hole at Jana's Reward (Table 1) after sighting visible gold in the field (see below).

Table 1: First Hit Project targets tested as part of the 2021 RC drill programme with number of holes and metres drilled detailed

Prospect	**No Holes**	**Metres**
First Hit North	29*	2,437
First Hit North additional traverse	6	654
First Hit South	14**	1,669
Twin Peaks	10	903
Jana's Reward	11	990
Jana's Reward additional hole testing old workings	1	70
TOTAL	**71**	**6,723**

* includes 1 hole abandoned and not reaching target due to collapsing collar
** includes 1 hole abandoned and not reaching target due to shanked drill bit

Visible gold was observed in 5 of the 29 RC drillholes completed at the First Hit North target (Figure 3) which indicated the continuity of the First Hit structure. This was subsequently confirmed by the assay results received for 7 RC drillholes at the end of the December Q (Figure 4) which also supported the discovery of 2 new shoots along the First Hit structure. Key results are given below and shown on Figure 4.

720m North of the First Hit historic mine workings (Camp 1 Shoot - Figure 4):

- VKRC0023 - 2m at 9.67g/t Au from 26m
- VKRC0066 - 2m at 4.26g/t Au from 98m

220m North of the First Hit historic mine workings (Hilton Shoot - Figure 4):

- VKRC0008 - 1m at 4.56g/t Au from 64m
- VKRC0009 - 2m at 2.55g/t Au from 98m



Figure 3; Visible gold observed in hole VKRC0066 from 77-78m downhole. A: visible gold panned from RC spoils, B: 15mm RC chip of quartz vein with visible gold. C: Zoom in image of visible gold in RC chip (Refer ASX Announcement 15 November 2021).

Subsequent to the end of the reporting period, the Company announced the receipt of an assays for 31 holes (the 22 remaining unreported holes at the First Hit North target and 9 holes at Jana's Reward target), including:

First Hit North (Figure 4):

- VKRC0001 - 1m at 7.48g/t Au from 88m
- VKRC0004 - 1m at 5.97g/t Au from 36m
- VKRC0021 - 2m at 4.10g/t Au from 15m

Jana's Reward (Figure 5):

- VKRC0057 - 2m at 18.71g/t Au from 17m
  - *Including 1m at 36.49g/t Au from 17m*
- VKRC0053 - 1m at 17.84g/t Au from 16m

The Company is still to report the results from the remaining 33 holes which will be released on a target-by-target basis once assays have been received and the results consolidated.

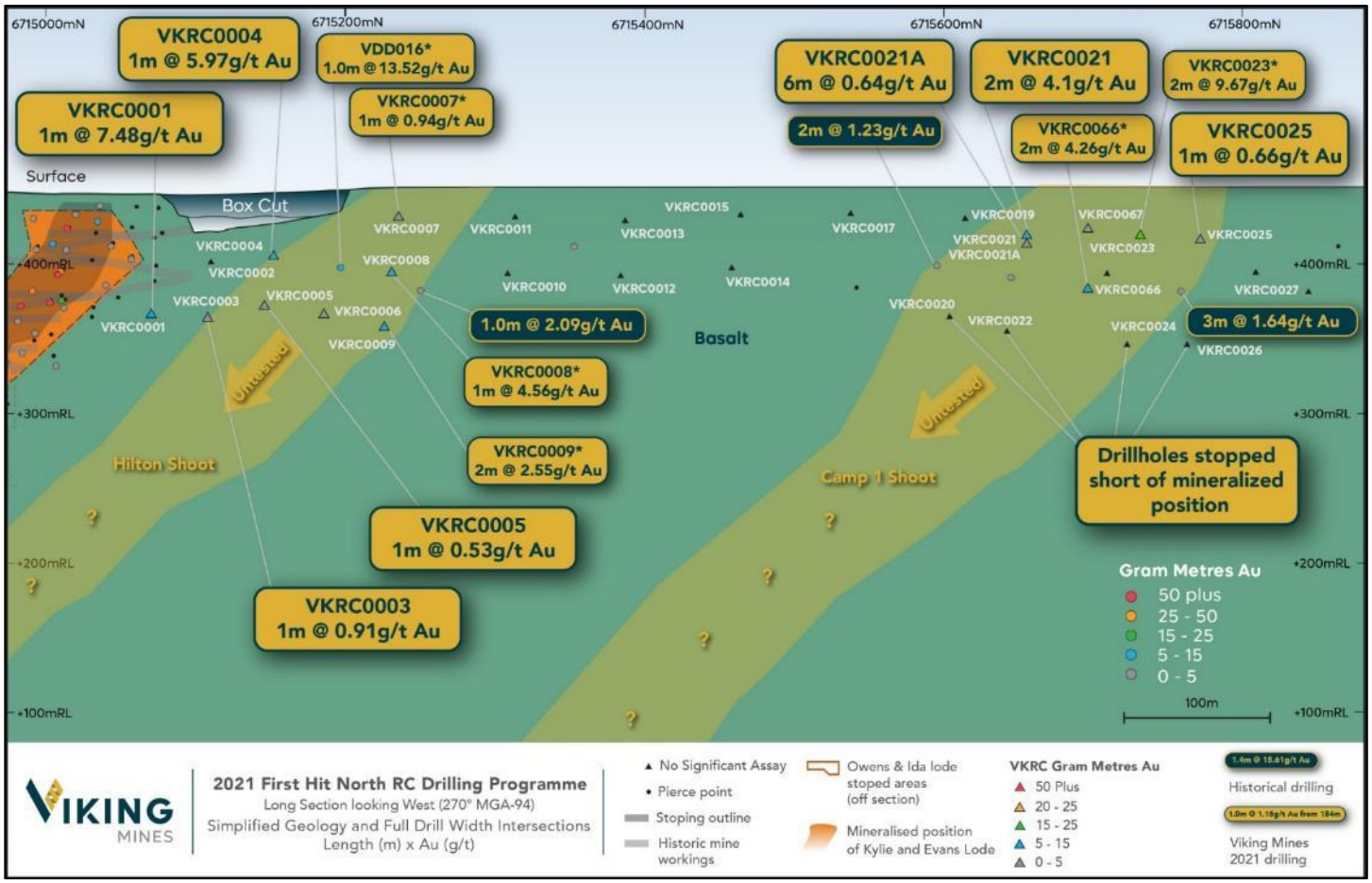

*Figure 4; Long section of First Hit North target area showing assay results received . The two shoot positions outlined are located 220m and 720m north of the historic mine workings and named the Hilton and Camp 1 shoots respectively. Note the 4 drillholes in the Camp 1 shoot which have been interpreted to have not reached the mineralised position due to the steepening of the mineralised zone and the deviation of the RC drillholes. VKRC holes marked with * were initially reported to the ASX on 22 December 2021 (Refer ASX Announcements 22 December 2021 & 14 February 2022).*

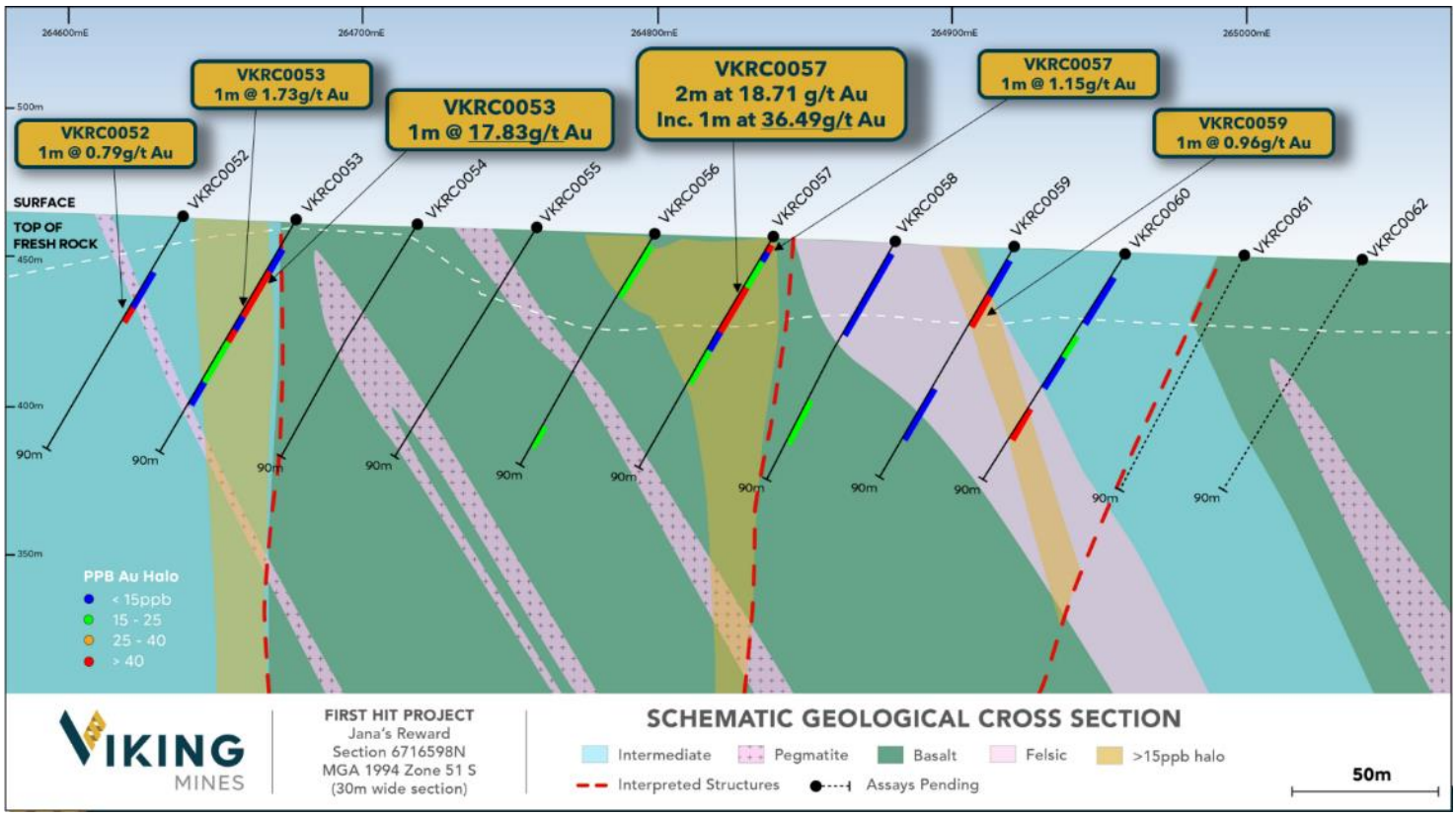

Figure 5; Cross section showing drill results at the Jana's Reward prospect (looking North) with high-grade intercepts annotated. Note the variable interpreted geology with mineralisation occurring near contacts or shear zones. >15 ppb halos have been identified in the drilling which is of significance given the low tenor halo observed in the First Hit structure adjacent to high grade-mineralisation drill tested in the historic mine (Refer ASX Announcement 3 March 2022).

In addition, the Company announced to market the identification of lithium bearing minerals in hole VKRC0030 which was drilled into the First Hit South target as part of the RC drilling programme (**Figure 6**). This is the first-time lithium bearing minerals have been positively identified on the First Hit tenure. Subsequently the Company has commenced a geochemical sampling programme, collecting >350 multielement samples from a selection of ~74 pegmatites encountered in the RC drilling. The objective of this work is to assess and identify if there is any detectable increasing fractionation of pegmatites which could provide vectors towards potentially increasing lithium content/enrichment.



Figure 6; Pegmatite intervals encountered in hole VKRC0030 from 61 to 72m. Top image shows the chip tray with the light coloured intervals of pegmatite. Photo A; rock chip collected from 70-71m downhole composed of lepidolite, quartz and plagioclase. Photo B; Zo omed in image of the rock chip clearly demonstrating the deep lilac/purple colouration of lepidolite (Refer ASX Announcement 1 March 2022).

Tenements

During the December Q, Viking was granted the exploration permit E29/1133 covering >200km^2 of poorly explored tenure.

The tenement was pegged by Viking due to its prospective location to the east of the Zuleika & Ida Shears and its proximity 22km to the North of the First Hit Project. The tenement encompasses up to ~20 km strike length of deformed and highly metamorphosed Archean greenstone stratigraphy which lies underneath younger cover. There has been extremely limited prior exploration with no surface sampling or drilling previously recorded.

The tenement is well placed to compliment First Hit and can be serviced by exploration programmes associated with the First Hit project and infrastructure. It is well located between the Red Dirt Metals' Mt Ida Lithium and Gold Projects to the northwest and the Ora Banda Mining tenure to the southwest.

Subsequent to the end of the reporting period, the Company announced the addition of a further 60km^2 of highly prospective gold and lithium tenure 2km to the east of the First Hit Project. Access to this highly prospective ground has been obtained through the grant of exploration licence E30/529 and the signing of a 5-year exclusive option agreement with Encounter Resources to acquire a 100% interest for all minerals over the prospective greenstone corridor containing the Zuleika shear which forms part of E30/517 (Figure 7).

Viking's landholding in the Eastern Goldfields now stands at >270km^2.

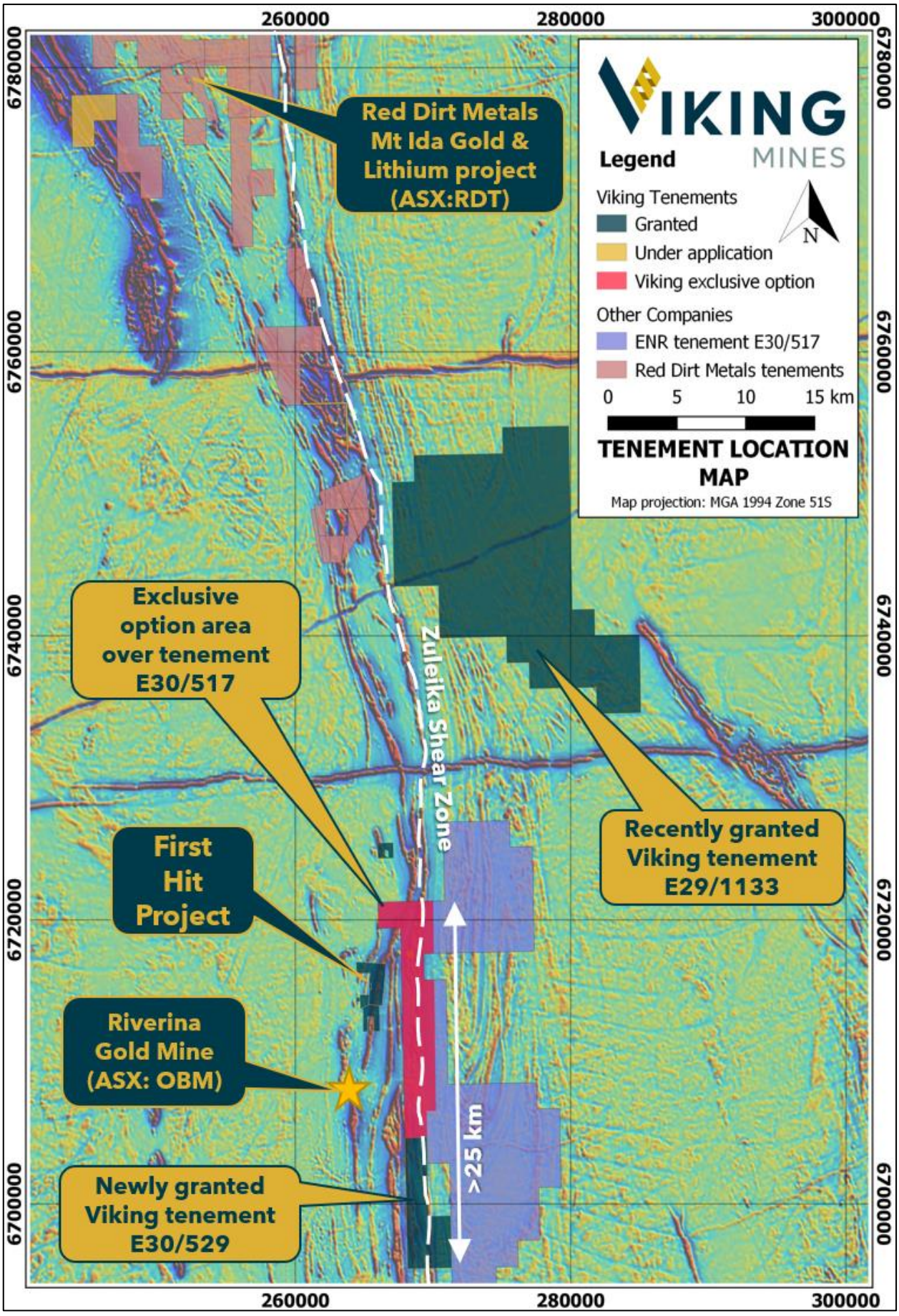

Figure 7; Map showing Viking's exploration tenure with the newly acquired ground and the location of regionally significant projects. Note the trend of the Zuleika Shear Zone which falls on the newly acquired tenure. Background image is magnetics image reduced to pole (RTP) 1st Vertical Derivative (1VD) map sheet 1057 (Menzies) - freely available from the WA DMIRS (Refer ASX Announcement 4 March 2022).

Ghana

Akaose Project, Ghana

There were a number of positive developments during the reporting period. The Ghanian High Court (**Court**) ruled in favour of the Company's subsidiary, Resolute Amansie Ltd (**RAL**) against the purchasers of the Akoase Project, namely Akoase Resources Ltd, BXC Resources Ltd, BXC Company Ghana Ltd and Cheng Yi (**the Defendants**).

At a hearing in October 2021, judgement in favour of RAL required the Defendants pay the balance of the purchase price for the Akoase Gold Project in addition to the applicable transfer fees and royalty on any mining completed (up to a maximum of US$2 million), along with any relevant interest.

Prior the October 2021 hearing, RAL received US$3 million from the Defendants as part payment for the outstanding claims. The Defendants did not produce the reports required by the Court for verification of recent mining activities. Therefore, subsequent to the end of the reporting period, the Court appointed renowned mining experts SRK Consulting to independently assess the mining activity.

The Company believes that the independent expert will find that significant mining activity has occurred at the site, as shown in the satellite images that have been presented as evidence in the case (Figure 8).



Figure 8; Satellite picture showing the Akoase project in March 2019 and January 2022. Significant surface activity has taken place which suggests mining is taking place. The extent of potential gold extraction is not known by Viking but should be determined by the independent expert (Refer December Quarterly Report as announced to the ASX on 27 January 2022).

.

The Directors present their report, together with the financial statements, on the consolidated entity (referred to hereafter as the 'consolidated entity') consisting of Viking Mines Limited (referred to hereafter as the 'Company' or 'parent entity') and the entities it controlled at the end of, or during, the half-year ended 31 December 2021.

Directors

The following persons were Directors of Viking Mines Limited during the whole of the financial half-year and up to the date of this report, unless otherwise stated:

Michael Cox	Interim Non-Executive Chairman
Julian Woodcock	Managing Director and CEO
David Hall	Non-Executive Director (appointed 22 July 2021)
Raymond Whitten AM	Executive Director and Chairman (resigned 3 August 2021)

Principal activities

The principal activity of the consolidated entity during the financial year was investment in mineral exploration projects.

Dividends

There were no dividends paid, recommended or declared during the current or previous financial year.

Review of operations

The profit for the consolidated entity after providing for income tax amounted to $2,097,994 (31 December 2020: Loss $666,493).

A more detailed review of operations is included in the Operations Report accompanying this half-year report.

COVID-19

With the onset of the COVID-19 crisis in late March 2020, and in response to the global economic uncertainty caused by the pandemic, the Company continues to implement measures to maintain low operational expenditure and reduce costs where possible. These measures have assisted in mitigating the impact of COVID-19 on the Company's activities.
COVID-19 has reduced the planned activities for the Company's operations in Ghana and has impacted the timing of being able to adequately assess the current projects in Ghana.

Significant changes in the state of affairs

There were no significant changes in the state of affairs of the consolidated entity during the financial half-year.

Matters subsequent to the end of the financial year

Change in Directorships

David Hall appointed Non-Executive Director on 22 July 2021. On 3 August 2021 Ray Whitten AM resigned as Executive Chairman and Michael Cox was appointed as Interim Non-Executive Chairman.

No other matter or circumstance has arisen since 30 June 2021 that has significantly affected, or may significantly affect the consolidated entity's operations, the results of those operations, or the consolidated entity's state of affairs in future financial years.

Likely developments and expected results of operations
The Company continues to identify and evaluate new value-creating opportunities in the mining sector.

The Company continues its review of mineral project farm-in/acquisition opportunities with the objective of acquiring resource assets that have the potential of being world class.

First Hit Project, Western Australia
The Company continued to progress the development of its First Hit Project during the reporting period. Refer to the detailed Operations Review on page 2 of the Half-Year Report for a comprehensive overview.

Tumentu Gold Project, Ghana
The Company continues to assess the results of the drilling program completed, and will consider if any when and further work will be completed on the project.

Butre Gold Project, Ghana
The Company is assessing if any when and work will be completed on the project.

Litigation Ghana
The Company is proceeding against the Purchaser of the Akoase project and the Guarantors seeking a further USD 2 million in royalties from production together with interest and costs. The matter is progressing in the High Court of Ghana (Commercial Division).

Auditor's independence and non-audit services
The financial statements were subject to a review by the auditors and the review report is attached as part of the Interim Report.

Auditor
Rothsay Auditing continues in office in accordance with section 327 of the Corporations Act 2001.

This report is made in accordance with a resolution of Directors, pursuant to section 298(2)(a) of the Corporations Act 2001.

On behalf of the Directors



Michael Cox
Interim Non-Executive Chairman

8 March 2022

ROTHSAY
Level 1, Lincoln House, 4 Ventnor Avenue, West Perth WA 6005
P.O. Box 8716, Perth Business Centre WA 6849
Phone (08) 9486 7094 www.rothsay.com.au

AUDITOR'S INDEPENDENCE DECLARATION UNDER SECTION 307C OF THE *CORPORATIONS ACT 2001*

As lead auditor of the review of Viking Mines Limited for the half-year ended 31 December 2021, I declare that, to the best of my knowledge and belief, there have been:

- **no contraventions of the auditor independence requirements of the *Corporations Act 2001* in relation to the review; and**
- **no contraventions of any applicable code of professional conduct in relation to the review.**

This declaration is in respect of Viking Mines Limited and the entities it controlled during the year.

Rothsay Auditing



Donovan Odendaal
Partner

8 March 2022

CHARTERED ACCOUNTANTS™
AUSTRALIA + NEW ZEALAND

Liability limited by a scheme approved under Professional Standards Legislation

Viking Mines Limited
Contents
31 December 2021

Statement of profit or loss and other comprehensive income	13
Statement of financial position	14
Statement of changes in equity	15
Statement of cash flows	16
Notes to the financial statements	17
Directors' declaration	23
Independent auditor's report to the members of Viking Mines Limited	24

General information

The financial statements cover Viking Mines Limited ('the Company') as a consolidated entity consisting of Viking Mines Limited and the entities it controlled at the end of, or during, the year ('the consolidated entity'). The financial statements are presented in Australian dollars, which is Viking Mines Limited's functional and presentation currency. The functional currencies of the Company's foreign subsidiaries are United States Dollar ('USD').

Viking Mines Limited is a listed public Company limited by shares, incorporated and domiciled in Australia. Its registered office is and principal place of business is:

15-17 Old Aberdeen Place
West Perth WA 6005

A description of the nature of the consolidated entity's operations and its principal activities are included in the Directors' report, which is not part of the financial statements.

The financial statements were authorised for issue, in accordance with a resolution of Directors, on 8 March 2022. The Directors have the power to amend and reissue the financial statements.

Viking Mines Limited
Statement of Profit or Loss and Other Comprehensive Income
For the half-year ended 31 December 2021

	Note	Consolidated 31 Dec 2021 $	Consolidated 31 Dec 2020 $
Revenue	3	4,131,503	48,966
Expenses			
Audit fees		(8,750)	(35,193)
Consultancy costs		(122,823)	(68,300)
Employee benefits expense		(362,876)	(142,688)
Superannuation expense		(34,228)	(12,941)
Depreciation and amortisation expense		(31,310)	-
Foreign exchange gain (loss)		69,208	(132,353)
Share-based payment expense	7	(97,000)	(126,315)
Expenses relating to RDM acquisition		-	(123,348)
Expenses relating to exploration and evaluation		(867,916)	-
Other expenses		(459,243)	(73,845)
Profit/(loss) before income tax expense		2,216,565	(666,017)
Income tax expense		-	-
Profit/(loss) after income tax expense for the half-year attributable to the owners of Viking Mines Limited		2,216,565	(666,017)
Other comprehensive income			
Items that may be reclassified subsequently to profit or loss			
Foreign currency translation		(118,571)	(476)
Other comprehensive income for the half-year, net of tax		(118,571)	(476)
Total comprehensive income for the half-year attributable to the owners of Viking Mines Limited		2,097,994	(666,493)
		Cents	**Cents**
Basic earnings per share		(0.21)	(0.21)
Diluted earnings per share		(0.21)	(0.21)

The above statement of profit or loss and other comprehensive income should be read in conjunction with the accompanying notes

Viking Mines Limited
Statement of Financial Position
As at 31 December 2021

	Note	Consolidated 31 Dec 2021 $	Consolidated 30 June 2021 $
Assets			
Current assets			
Cash and cash equivalents		5,573,808	3,076,877
Other receivables		73,037	221,694
Prepayments		92,365	54,063
Total current assets		5,739,210	3,352,634
Non-current assets			
Right-of-use assets		154,317	185,627
Exploration and evaluation	4	4,100,000	4,100,000
Other		12,727	85,667
Total non-current assets		4,267,044	4,371,294
Total assets		10,006,254	7,723,928
Liabilities			
Current liabilities			
Trade and other payables	5	884,199	752,514
Employee benefits		25,521	44,745
Lease liabilities	6	63,944	58,380
Total current liabilities		973,664	855,639
Non-current liabilities			
Employee benefits		4,079	2,011
Lease liabilities	6	103,357	136,118
Total non-current liabilities		107,436	138,129
Total liabilities		1,081,100	993,768
Net assets		8,925,154	6,730,160
Equity			
Issued capital	7	31,902,027	31,830,027
Reserves	8	(816,778)	(359,387)
Accumulated losses		(21,418,870)	(23,999,255)
Equity attributable to the owners of Viking Mines Limited		9,666,379	7,471,385
Non-controlling interest		(741,225)	(741,225)
Total equity		8,925,154	6,730,160

The above statement of financial position should be read in conjunction with the accompanying notes

Viking Mines Limited
Statement of Changes in Equity
For the half-year ended 31 December 2021

Consolidated	Issued capital $	Reserves $	Accumulated losses $	Non-controlling interest $	Total equity $
Balance at 1 July 2020	22,537,072	(536,500)	(19,340,651)	(741,225)	1,918,696
Loss after income tax expense for the year	-	-	(666,017)	-	(666,017)
Other comprehensive income for the year, net of tax	-	(476)	-	-	(476)
Total comprehensive income for the year	-	(476)	(666,017)	-	(666,493)
Transactions with owners in their capacity as owners:					
Contributions of equity, net of transaction cost	1,189,550				1,189,550
Share-based payments		126,315			126,315
Balance at 31 December 2020	23,726,622	(410,661)	(20,006,668)	(741,225)	2,568,068

Consolidated	Issued capital $	Reserves $	Accumulated losses $	Non-controlling interest $	Total equity $
Balance at 1 July 2021	31,830,027	(359,387)	(23,999,255)	(741,225)	6,730,160
Profit after income tax expense for the year	-	-	2,216,565	-	2,216,565
Other comprehensive income for the year, net of tax	-	(118,571)	-	-	(118,571)
Total comprehensive income for the year	-	(118,571)	2,216,565	-	2,097,994
Shares issued during the year	72,000	-	-	-	72,000
Options lapsed		(363,820)	363,820	-	-
Options granted		25,000			25,000
Balance at 31 December 2021	31,902,027	(816,778)	(21,418,870)	(741,225)	8,925,154

The above statement of changes in equity should be read in conjunction with the accompanying notes

Viking Mines Limited
Statement of Cash Flows
For the half-year ended 31 December 2021

	Note	Consolidated 31 Dec 2021 $	Consolidated 31 Dec 2020 $
Cash flows from operating activities			
Payments to suppliers and employees		(1,602,910)	(446,770)
Interest received		3	1
Interest expense		(4,655)	-
ATO COVID-19 cash flow boost received		-	48,965
ATO fuel rebate received		21,650	-
Proceeds from legal dispute		4,017,140	
Net cash used in operating activities		2,431,228	(397,804)
Cash flows from investing activities			
Payments for exploration and evaluation		-	(30,205)
Payments for plant & equipment		(12,727)	-
Refunds of security deposits		62,280	-
Net cash used in investing activities		49,553	(30,205)
Cash flows from financing activities			
Repayment of lease liabilities		(27,197)	-
Proceeds from issue of shares		-	1,254,871
Shareholder funds received in advance		-	249,619
Net cash from financing activities		(27,197)	1,504,490
Net increase/(decrease) in cash and cash equivalents		2,453,584	1,076,481
Cash and cash equivalents at the beginning of the financial year		3,076,877	1,417,196
Effects of exchange rate changes on cash and cash equivalents		43,347	(132,830)
Cash and cash equivalents at the end of the financial year		5,573,808	2,360,847

The above statement of cash flows should be read in conjunction with the accompanying notes

Note 1. Significant accounting policies

The principal accounting policies adopted in the preparation of the financial statements are set out below. These policies have been consistently applied to all the years presented, unless otherwise stated.

New or amended Accounting Standards and Interpretations adopted
The consolidated entity has adopted all of the new or amended Accounting Standards and Interpretations issued by the Australian Accounting Standards Board ('AASB') that are mandatory for the current reporting period.

Any new or amended Accounting Standards or Interpretations that are not yet mandatory have not been early adopted.

Going concern
The financial statements have been prepared on the going concern basis, which assumes continuity of normal business activities and the realisation of assets and the settlement of liabilities in the ordinary course of business.

The consolidated entity has incurred net profits after tax of $2,097,994 (2020: $666,493) and net cash outflows from operations of $1,585,912 (2020: $397,804) for the half-year ended 31 December 2021. The cash and cash equivalents were $5,573,808 (2020: $3,076,877). As the consolidated entity is in the exploration stage and does not generate operating cash inflows, the consolidated entity is dependent on further capital raises or external financing to maintain operations.

The Directors have assessed that the consolidated entity is and will remain a going concern and believes that the going concern basis of preparation of the accounts is appropriate, however is subject to consolidated entity's ability to implement the following potential actions:

- scale back or deferral of exploration expenditure;
- deferral of discretionary operating and capital expenditures if required;
- raising equity funds in capital markets, based on a history of successful equity raisings; and
- raising of debt funding if required.

Should the consolidated entity not be successful in managing its cashflow through the above means, there may be uncertainty whether the consolidated entity would continue as a going concern and therefore whether it would realise its assets and extinguish its liabilities in the normal course of business and at the amounts stated in the financial report. The financial report does not include adjustments relating to the recoverability or classification of the recorded asset amounts or to the amounts or classification of liabilities that might be necessary should the consolidated entity not be able to continue as a going concern.

Note 2. Operating segments

The consolidated entity is organised into one operating segment: the resources sector in two geographical locations - Ghana and Western Australia. These operating segments are based on the internal reports that are reviewed and used by the Board of Directors (who are identified as the Chief Operating Decision Makers ('CODM')) in assessing performance and in determining the allocation of resources. Accordingly, under the management approach outlined only one operating segment has been identified and no further disclosures are required.

The CODM reviews EBITDA (earnings before interest, tax, depreciation and amortisation). The accounting policies adopted for internal reporting to the CODM are consistent with those adopted in the financial statements.

The information reported to the CODM is on a monthly basis.

Note 3. Revenue

	Consolidated 31 Dec 2021 $	Consolidated 31 Dec 2020 $
ATO COVID-19 cash flow boost	-	48,965
ATO fuel rebate	21,650	-
Other income	4,109,850	-
Interest revenue	3	1
Revenue	4,131,503	48,966

Note 4. Exploration and evaluation

	Consolidated 31 Dec 2021 $	Consolidated 30 June 2021 $
Non-current assets		
Exploration and evaluation capitalised asset	-	3,244,205
Less: Accumulated amortisation	-	(2,250,000)
Less: Impairment	-	(994,205)
	-	-
Exploration and evaluation acquired WA tenement assets	4,100,000	4,100,000
	4,100,000	4,100,000

Reconciliations
Reconciliations of the written down values at the beginning and end of the current and previous financial year are set out below:

Consolidated	Western Australia Gold Project $	Ghana – Akoase Gold Project $	Ghana – Tumentu Gold Project $	Total $
Balance at 1 July 2021	4,100,000	-	-	4,100,000
Additions	-	-	-	-
Impairment charge	-	-	-	-
Balance at 30 June 2021	-	-	-	-
Additions through purchase of WA tenement assets	-	-	-	-
Impairment charge	-	-	-	-
Balance at 31 December 2021	4,100,000	-	-	4,100,000

Note 5. Trade and other payables

	Consolidated	
	31 Dec 2021	30 June 2021
	$	$
Current liabilities		
Trade payables	74,988	292,100
Accrued expenses	752,811	437,538
Other payables	56,400	22,876
	884,199	752,514

Note 6. Lease liabilities

	Consolidated	
	31 Dec 2021	30 June 2021
	$	$
Current liabilities		
Lease liability - lease contract	63,944	58,380
Non-current liabilities		
Lease liability - lease contract	103,357	136,118
	167,301	194,498

Reconciliation
Reconciliation of the fair values at the beginning and end of the current and previous financial year are set out below:

Opening balance	194,498	194,498
Repayment of lease liabilities	(27,197)	-
Closing balance	167,301	194,498

The lease liability relates to the Perth office principal place of business.

Note 7. Issued capital

	Consolidated			
	31 Dec 2021	30 June 2021	31 Dec 2021	30 June 2021
	Shares	Shares	$	$
Ordinary shares - fully paid	1,025,258,431	1,021,258,431	31,902,027	31,830,027

On 30 November 2021, 4,000,000 ordinary shares were issued to Julian Woodcock.

Note 7. Issued capital (continued)

Movements in options

Details	Date	Number of Options
Balance	1 July 2021	30,000,000
Expired		(15,000,000)
Unlisted Options issued to Directors		5,000,000
Balance	31 December 2021	20,000,000

Movements in performance shares

Details	Date	Number of Performance Shares
Balance	1 July 2021	85,000,000
Movement		-
Balance	31 December 2021	85,000,000

Ordinary shares
Holders of ordinary shares are entitled to receive dividends as declared from time to time and are entitled to one vote per share at shareholders' meetings. In the event of winding up of the parent entity, ordinary shareholders rank after all creditors and are fully entitled to any proceeds on liquidation.

On a show of hands every member present at a meeting in person or by proxy shall have one vote and upon a poll each share shall have one vote.

Share buy-back
There is no current on-market share buy-back.

Options
15,000,000 Unlisted Remuneration Options were issued to Directors, each with an exercise price of $0.0300 per option, vesting immediately on issue date 6 December 2018, and they expired on 6 December 2021.

15,000,000 Unlisted Remuneration Options were issued to Directors, each with an exercise price of $0.0300 per option, vesting immediately on issue date 27 November 2020, and expiring on 15 December 2022.

5,000,000 Unlisted Remuneration Options were issued to Directors, each with an exercise price of $0.0300 per option, vesting immediately on issue date 30 November 2020, and expiring on 30 December 2023.

Performance Shares
85,000,000 Performance Shares were issued to the vendors of Red Dirt Mining Pty Ltd (RDM) on 1 February 2021 as consideration for 100% of the issued shares of RDM. These are convertible into one share at nil consideration, subject to satisfaction of any one of the following vesting conditions:

(i) 200oz inferred resource (gold) at above 4g/t underground or 2g/t open pit combined calculated (for both underground or open pit combined) at a cut-off of 0.5g/t;
(ii) undertaking 5,000 metres of drilling on the project with 6 holes or more than 8g/t over 3 metres each;
(iii) establishment of a toll treatment or ore production agreement with a mill within 180km of project; and
(iv) completion of a feasibility study with a net present value of not less than $50 million using a discount rate of 10%.

Note 7. Issued capital (continued)

The milestone must be achieved by 1 February 2026. On conversion, each of the Shares will rank equally in all aspects with all existing Shares previously issued by the Company.

Performance Rights
Per Julian Woodcock's service agreement as Chief Executive Officer commencing 4 January 2021, the following performance share tranches are available subject to achievement of the milestones:
(a) 4,000,000 performance rights upon achievement of performance milestone - resource target - attainment of 200koz;
(b) 4,000,000 performance rights - upon achievement of performance milestone - project acquisition - delivery M&A to achieve one of the hurdles: 1. >50koz ; 2. >$2m acq costs; 3. >$2m JV earn in spend;
(c) 4,000,000 performance rights - upon achievement of performance milestone - share price tranche 1 $0.10;
(d) 4,000,000 performance rights - upon achievement of performance milestone - share price tranche 2 $0.15; and
(e) 4,000,000 performance rights - upon achievement of performance milestone - share price tranche 3 $0.20

	Consolidated	
	31 Dec 2021	31 Dec 2020
	$	$
Share-based payment expense		
Amortisation of share based payment options based on vesting conditions	-	126,315
Shares issued	72,000	-
Options issued	25,000	-
Revenue	97,000	126,315

Capital risk management
The consolidated entity's objectives when managing capital is to safeguard its ability to continue as a going concern, so that it can provide returns for shareholders and benefits for other stakeholders and to maintain an optimum capital structure to reduce the cost of capital.

Capital is regarded as total equity, as recognised in the statement of financial position, plus net debt. Net debt is calculated as total borrowings less cash and cash equivalents.

In order to maintain or adjust the capital structure, the consolidated entity may adjust the amount of dividends paid to shareholders, return capital to shareholders, issue new shares or sell assets to reduce debt.

The consolidated entity would look to raise capital when an opportunity to invest in a business or Company was seen as value adding relative to the current Company's share price at the time of the investment. The consolidated entity is not actively pursuing additional investments in the short term as it continues to integrate and grow its existing businesses in order to maximise synergies.

Note 8. Reserves

	Consolidated	
	31 Dec 2021	30 June 2021
	$	$
Foreign currency reserve	(1,011,002)	(892,431)
Share-based payments reserve	194,224	533,044
	(816,778)	(359,387)

Foreign currency reserve
The reserve is used to recognise exchange differences arising from the translation of the financial statements of foreign operations to Australian dollars. It is also used to recognise gains and losses on hedges of the net investments in foreign operations.

Note 8. Reserves (continued)

Share-based payments reserve
The reserve is used to recognise the value of equity benefits provided to employees and Directors as part of their remuneration, and other parties as part of their compensation for services.

Movements in reserves
Movements in each class of reserve during the current and previous financial year are set out below:

Consolidated	Foreign currency reserve $	Share-based payments reserve $	Total $
Balance at 1 July 2021	(892,431)	533,044	(359,387)
Foreign currency translation	(118,571)	-	(118,571)
Options lapsed		(363,820)	(363,820)
Options issued		25,000	25,000
Balance at 31 December 2021	(1,011,002)	194,224	(816,778)

Note 9. Dividends

There were no dividends paid, recommended or declared during the current or previous financial half-year.

Note 10. Contingent assets

Ghana litigation
In relation to the June 2015 sale of Akoase gold project in Ghana, the Company is pursuing a further USD 2 million in royalties from production, interest and costs.

Note 11. Contingent liabilities

Ghana litigation
The lawyers in Ghana have indicated the consolidated entity's legal fees owing to be in the order of USD 155k. These have not been expensed in the profit and loss of the consolidated entity and will be included in costs claimed from the defendant in the legal proceedings in relation to the Akoase gold project sale.

Note 12. Commitments

Exploration expenditure commitments
Minimum exploration expenditure commitments do not apply in either Ghana as those governments do not impose a minimum spend per licence. The exploration expenditure commitment is based on a work program system, whereby at the time for each renewal of a licence, the Company provides an outline of work planned and expected expenditure.

Note 13. Events after the reporting period

No other matter or circumstance has arisen since 30 June 2021 that has significantly affected, or may significantly affect the consolidated entity's operations, the results of those operations, or the consolidated entity's state of affairs in future financial years.

Viking Mines Limited
Directors' Declaration
31 December 2021

In the Directors' opinion:

- the attached financial statements and notes comply with the Corporations Act 2001, the Accounting Standards, the Corporations Regulations 2001 and other mandatory professional reporting requirements;
- the attached financial statements and notes comply with International Financial Reporting Standards as issued by the International Accounting Standards Board as described in note 1 to the financial statements;
- the attached financial statements and notes give a true and fair view of the consolidated entity's financial position as at 31 December 2021 and of its performance for the financial year ended on that date; and
- there are reasonable grounds to believe that the Company will be able to pay its debts as and when they become due and payable.

The Directors have been given the declarations required by section 295A of the Corporations Act 2001.

Signed in accordance with a resolution of Directors made pursuant to section 295(5)(a) of the Corporations Act 2001.

On behalf of the Directors



Michael Cox
Interim Non-Executive Chairman

8 March 2022

ROTHSAY
Level 1, Lincoln House, 4 Ventnor Avenue, West Perth WA 6005
P.O. Box 8716, Perth Business Centre WA 6849
Phone (08) 9486 7094 www.rothsay.com.au

INDEPENDENT AUDITOR'S REVIEW REPORT TO THE MEMBERS OF

VIKING MINES LIMITED

Report on the Review of the Half-Year Financial Report

Conclusion

We have reviewed the half-year financial report of Viking Mines Limited ("the Company"), and its controlled entities ("the Group"), which comprises the consolidated statement of financial position as at 31 December 2021, the consolidated statement of profit and loss and other comprehensive income, consolidated statement of changes in equity and consolidated statement of cash flows for the half-year ended on that date, a summary of significant accounting policies and other explanatory information, and the directors' declaration.

Based on our review, which is not an audit, we have not become aware of any matter that makes us believe that the accompanying half-year financial report of the Group does not comply with the *Corporations Act 2001* including:

(i) giving a true and fair view of the Group's financial position as at 31 December 2021 and of its performance for the half-year ended on that date; and

(ii) complying with Accounting Standard AASB 134 *Interim Financial Reporting* and the *Corporations Regulations 2001*.

Basis for Conclusion

We conducted our review in accordance with ASRE 2410 *Review of a Financial Report Performed by the Independent Auditor of the Entity*. Our responsibilities are further described in the *Auditor's Responsibilities for the Review of the Financial Report* section of our report. We are independent of the Group in accordance with the auditor independence requirements of the *Corporations Act 2001* and the ethical requirements of the Accounting Professional and Ethical Standards Board's APES 110 *Code of Ethics for Professional Accountants (including Independence Standards)* ("the Code") that are relevant to our audit of the annual financial report in Australia. We have also fulfilled our other ethical responsibilities in accordance with the Code.

Independence

We confirm that the independence declaration required by the *Corporations Act 2001* which has been given to the directors of the Company would be in the same terms if given to the directors as at the time of this auditor's review report.

Directors' Responsibility for the Financial Report

The directors of the Company are responsible for the preparation of the half-year financial report that gives a true and fair view in accordance with AASB 134 *Interim Financial Reporting* and the *Corporations Act 2001* and for such internal control as the directors determine is necessary to enable the preparation of the half-

year financial report that gives a true and fair view and is free from material misstatement whether due to fraud or error.

Auditor's Responsibility for the Review of the Half-Year Financial Report

Our responsibility is to express a conclusion on the half-year financial report based on our review. ASRE 2410 requires us to conclude whether we have become aware of any matter that makes us believe that the half-year financial report is not in accordance with the *Corporations Act 2001* including giving a true and fair view of the Group's financial position as at 31 December 2021 and its performance for the half-year ended on that date, and complying with Accounting Standard AASB 134 *Interim Financial Reporting* and the *Corporations Regulations 2001*.

A review of a half-year financial report consists of making enquiries, primarily of persons responsible for financial and accounting matters, and applying analytical and other review procedures. A review is substantially less in scope than an audit conducted in accordance with Australian Auditing Standards and consequently does not enable us to obtain assurance that we would become aware of all significant matters that might be identified in an audit. Accordingly, we do not express an audit opinion.

Rothsay

Rothsay Auditing

Dated 8 March 2022

Donovan Odendaal
Partner