# FY22 Results Presentation

22 August 2022



# Contents


FY22 highlights and results 3

Growth strategy 11

Outlook 15

Additional information 19

# FY22 highlights and results

# FY22 highlights

## Strong growth across core business and expanding key operating metrics

**$4.7m**

Group ARR
+26% on FY21

**105%**

Contractor ARR retention[1] in Q4 FY22 up from 98% in Q4 FY21

**40**

Tier 1 and leading Contractors
+29% on FY21

**66.8k**

Vendors in the Marketplace
+28% on FY21

**$2.8m**

Contracted Contractor ARR[2]
+50% on FY21

**$184k**

Contractor MRR[3]
+37% on Jun-21

**$8.9m**

In cash and cash equivalents as at 30 June 2022

**268**

Number of active projects
+171% on FY21

[1] The percentage of recurring revenue retained from existing customers over the last 12 months
[2] Contracted Contractor ARR is the sum of annualised recurring fees for all Felix Contractor customer contracts
[3] Contractor MRR represents the monthly recurring revenue as at June 2022

# Group ARR

- Key strategic focus remains on scaling the number of Contractors and increasing Contractor ARR
- FY22 Group ARR of A$4.7m, increasing 24% on FY21 as a result of strong Contractor growth
- Contractor ARR contribution increasing from 50% in FY21 to 59% in FY22, in-line with Felix's deliberate strategy of driving Contractor growth ahead of further monetising the Vendor Marketplace
- Growing adoption by Contractors driving scale of the Vendor Marketplace, creating a significant long-term monetisation opportunity
- Key focus in FY23 on converting Felix's significant pipeline of Contractors, including significant sales opportunities in North America through the InEight strategic partnership

## Group Contracted ARR contribution (% of Group ARR)

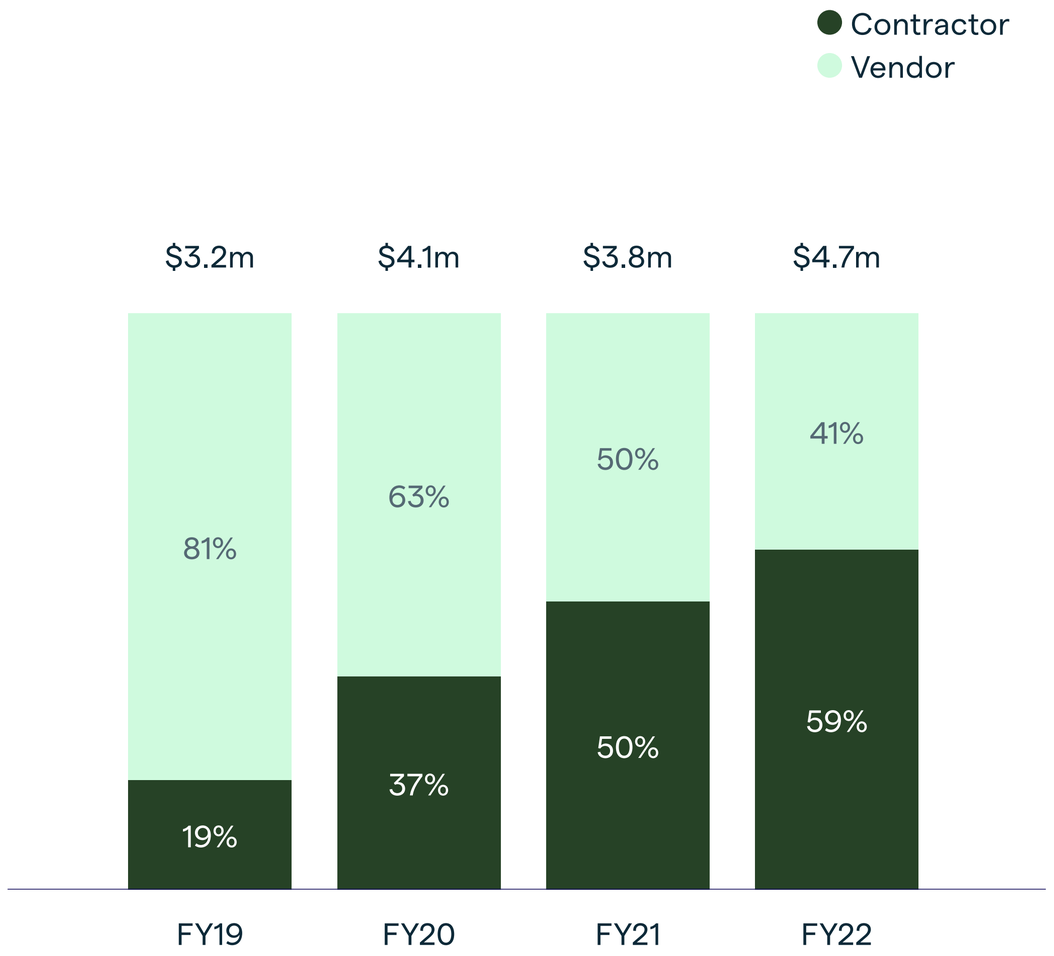


See next slide for further detail

# Contractor ARR growth providing further platform validation

**$2.8m**

Contractor ARR FY22

**+50%**

vs FY21

- Strong conversion of Contractor pipeline with 40 Tier 1 and leading Contractors using Felix in FY22, a net increase of 9 on FY21
- Seven customer expansion deals completed in FY22, highlighting Felix's ability to grow the value of its existing accounts
- Contract wins in high value adjacent sectors, including diversified real estate with GPT (ASX.GPT) and resources with Atlas Iron (Hancock Prospecting subsidiary), highlighting broad applicability of platform and growing industry adoption outside of initial target sectors
- InEight strategic partnership, planned platform development, and conversion of existing pipeline is expected to drive continued Contractor ARR growth in FY23

## Contractor ARR (A$m)

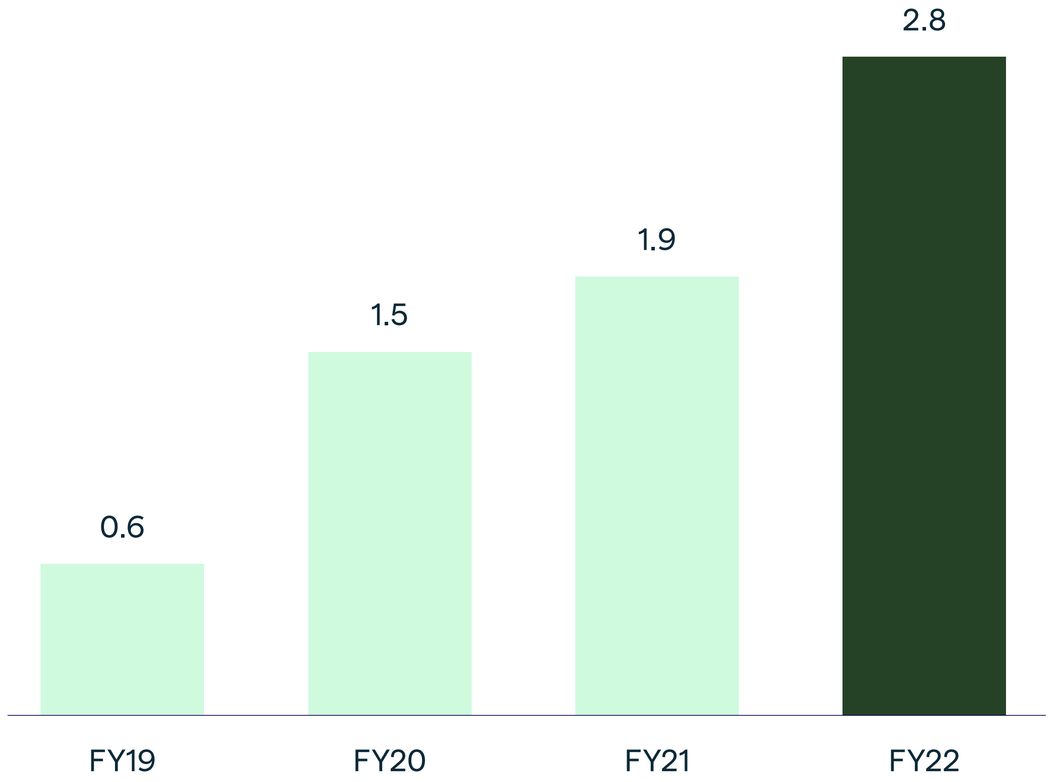

# Monthly recurring revenue momentum

New high-value Contractor wins and existing customer expansions driving strong MRR growth

## Contractor MRR[1] ($'000)

## 6.2% CMGR[2] (Jun-19 to Jun-22)

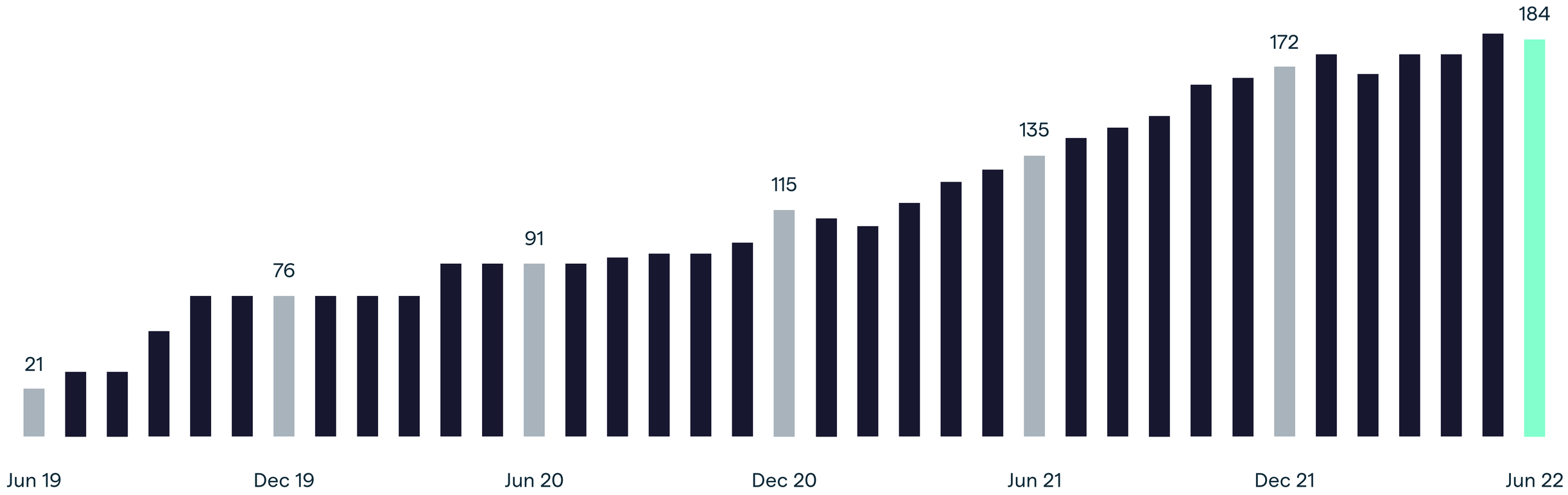


[1] Contractor MRR represents the monthly recurring revenue as at month-end
[2] Compound monthly growth rate

# Summary FY22 financials

| | FY22 ($000) | FY21 ($000) | Change (%) |
|---|---|---|---|
| **REVENUE** | | | |
| Contractor revenue | 2,041 | 1,465 | 39% |
| Vendor revenue | 1,875 | 2,138 | (12%) |
| **Total Revenue** | **3,916** | **3,603** | **9%** |
| Other revenue | 208 | 608 | (66%) |
| **OPERATING EXPENSES** | | | |
| Employee benefits | (7,200) | (5,343) | 35% |
| Advertising and marketing | (370) | (238) | 55% |
| Research & development | (200) | (109) | 83% |
| Consultants fees | (1,335) | (567) | 135% |
| Other operating expenses | (1,824) | (6,010) | (70%) |
| **TOTAL OPERATING EXPENSES** | **(10,929)** | **(12,266)** | **(11%)** |
| EBITDA | (6,805) | (8,055) | 16% |
| Depreciation & amortisation | (742) | (812) | 9% |
| Finance costs | (8) | (1,911) | 100% |
| **Loss before income tax** | (7,555) | (10,778) | 30% |

— Growth in Contractor revenue as a result of new contract wins and expansions of existing customer licences

— Small decline Vendor revenue in line with deliberate strategic shift towards scaling Contractor revenue. Vendor revenue has remained stable throughout FY22

— Reduction in other revenue following the end of the JobKeeper and PAYG Cashflow Boost schemes in response to COVID-19 (FY21: $527k)

— Increase in employee costs following new sales hires in the second half of FY22 to accelerate conversion of Contractor pipeline and execute on opportunities through the InEight strategic partnership. Felix expects employee headcount to remain stable in FY23

— Consulting fees largely reflects the Manila-based product development team. Ramp up of product development team is now complete, with Felix expecting consulting fees in FY23 to be stable

— Significant reduction in other operating expenses primarily driven by reduction in shared-based payments and costs associated with Felix's IPO in January 2021

— $1.3m improvement in EBITDA position on FY21 with management focused on driving Contractor revenue growth and disciplined cost management to deliver strategic platform developments to drive further improvements in EBITDA and operating leverage in FY23

# Focus on scaling Contractors driving strong marketplace growth

**66.8k**

Vendors in the Marketplace

**+28%**

vs FY21

- Contractor growth continues to efficiently scale the Vendor Marketplace as new Contractors onboard and mandate usage of the platform across their network of third party Vendors at no acquisition cost to Felix
- Expansion of the Vendor Marketplace driven by onboarding of 11 Contractors in FY22
- Building scale of the Vendor Marketplace is expected to increase the long-term, strategic value of the Vendor Marketplace

## Vendors in the Vendor Marketplace (‘000)

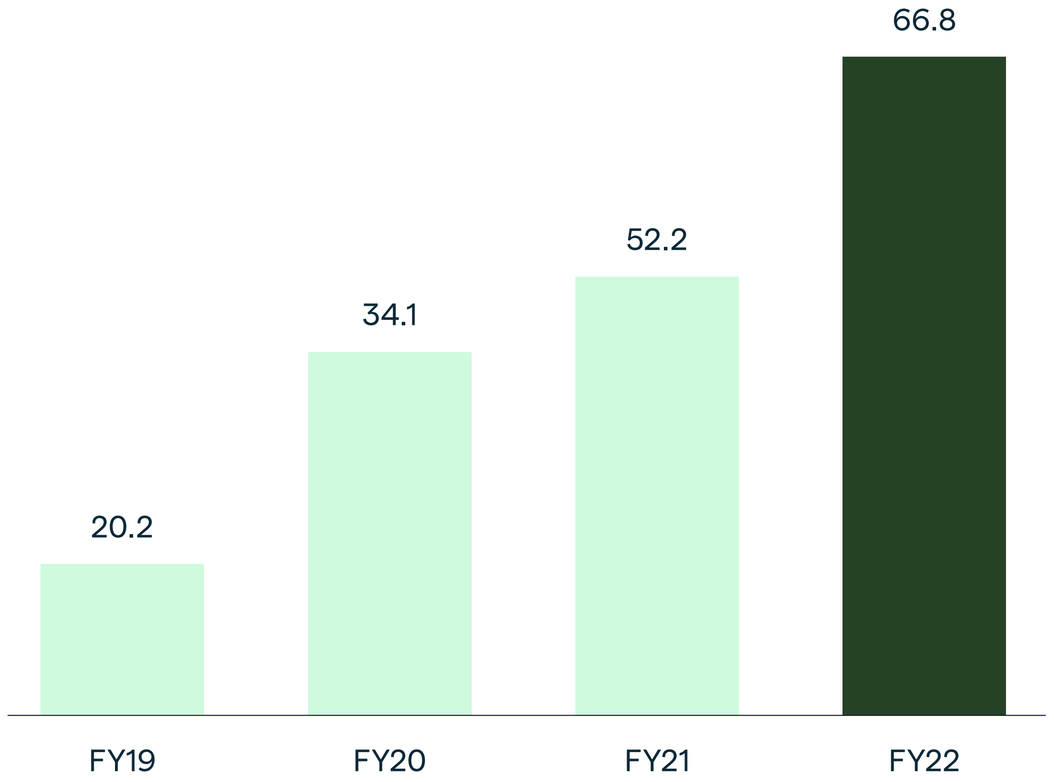

# Platform engagement metrics

Accelerating metrics reflects the platform's penetration of customer ecosystem and stickiness of the platform

## Active Projects

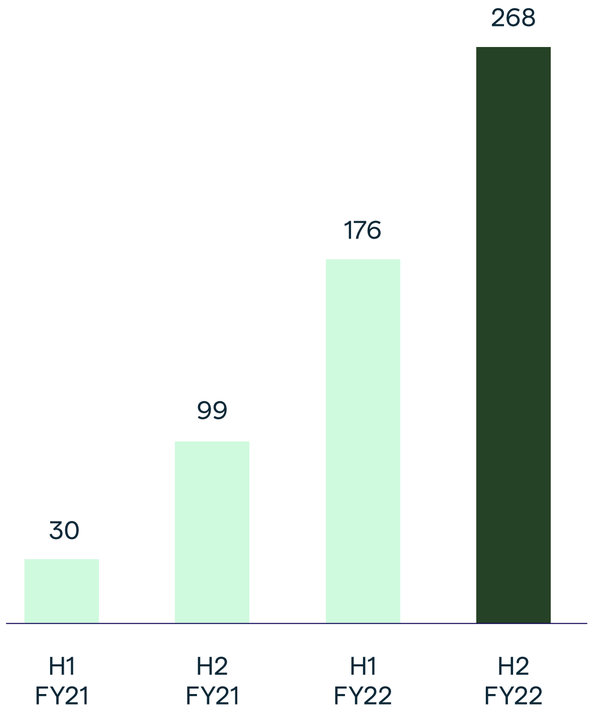


Rapid penetration of platform across Contractor projects

## Active Compliance Documents

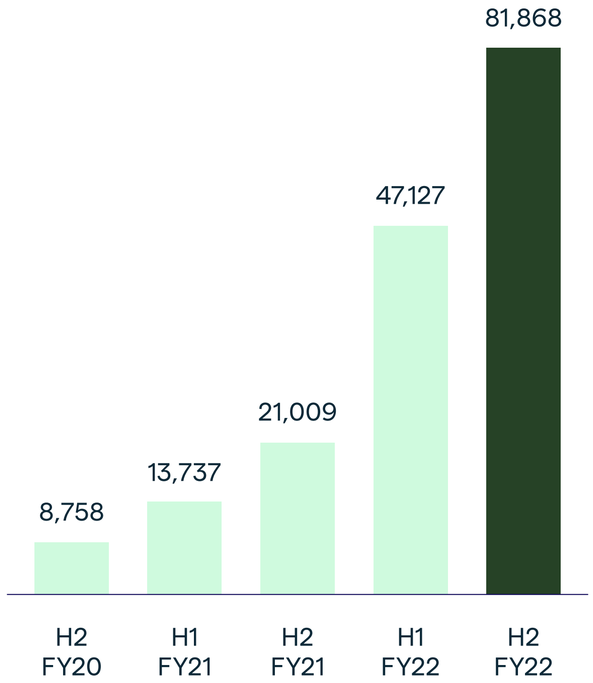


Reflects growing usage of Vendor Management module, providing significant opportunity to automate document workflows

## Requests for Quotations (RFQ)

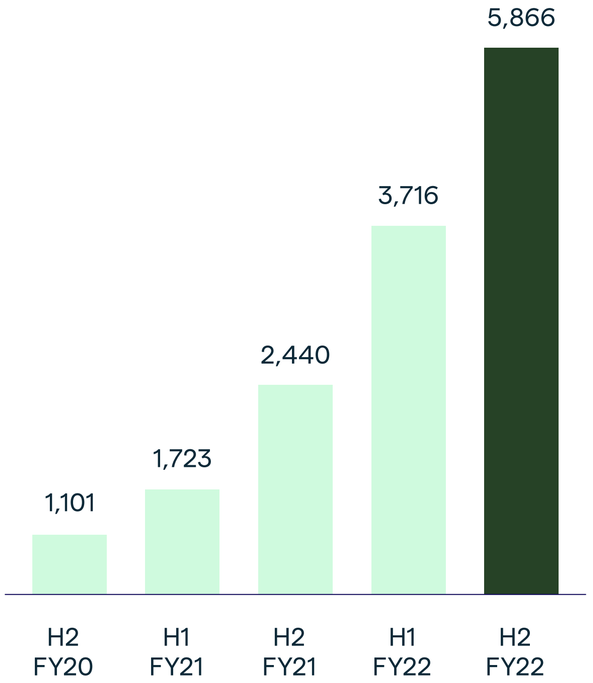


Demonstrates growing use by Contractors to source quotes from Vendors, incentivising Vendors to join the Marketplace to access new projects

## Contractor User Accounts

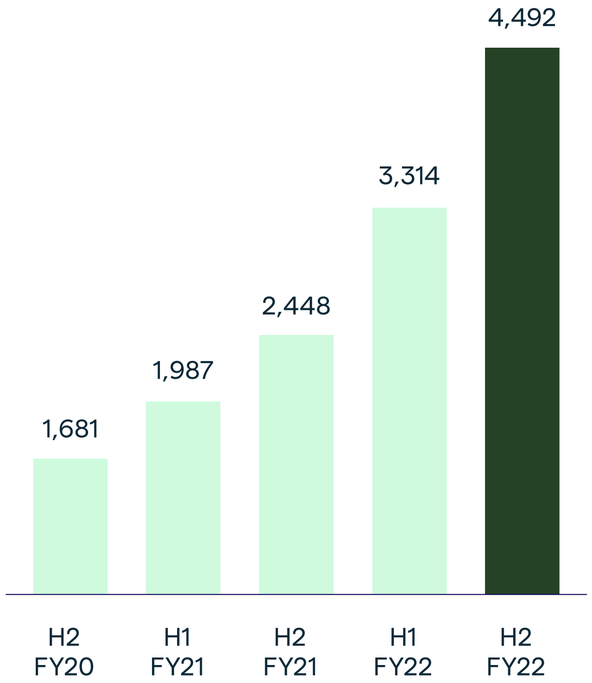


Driven by expanding usage across Contractors internal workstreams and new Contractors

Note: Engagement metrics as at the close of each reporting period.

# Growth Strategy

- Highly strategic leading Contractors
- Large Contractor pipeline
- Penetration of new high value sectors
- Global opportunity
- Unlocking the value of Vendor Marketplace



# Highly strategic leading Contractors

40 Contractors with significant value to be realised as platform usage expands across divisions

FY22 contract wins




Note: Selection of Contractor customers.

# Large Contractor Pipeline

Growth potential underpinned by validated platform and significant Contractor pipeline opportunities

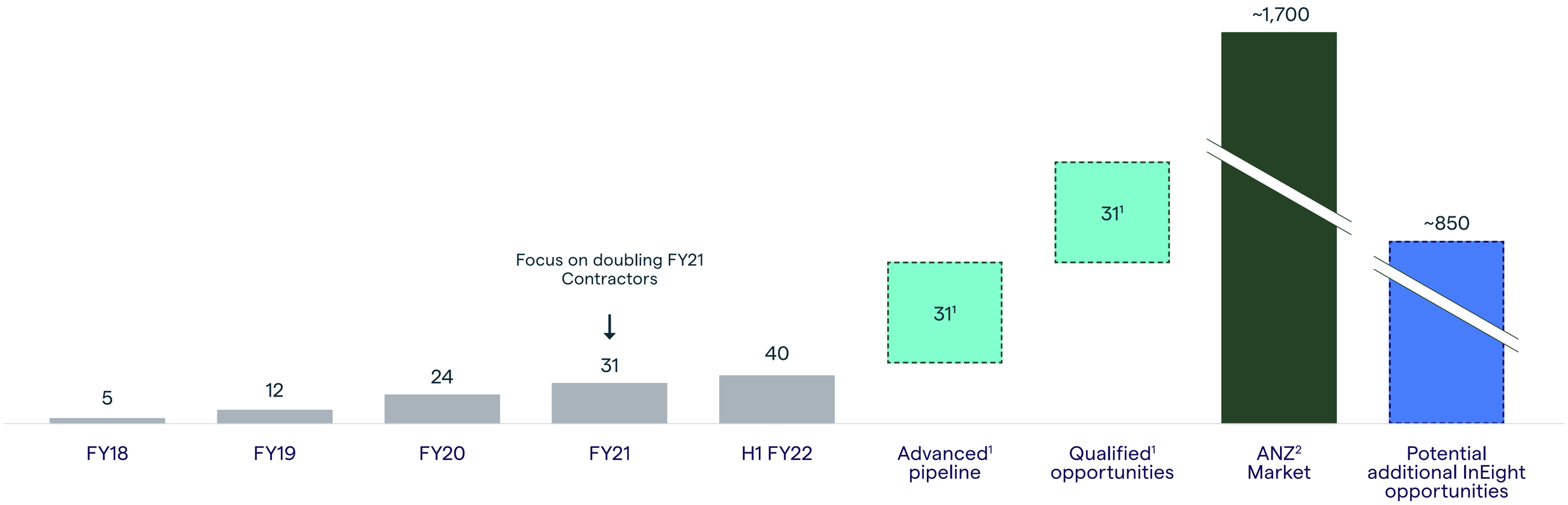


[1] Number of advanced and qualified prospective Contractors as at 22/8/2022
[2] Based on management estimates

# Global opportunity

— Near-term focus on growing ANZ Contractor base, while partnering in key international markets to expand Felix's global market opportunity

— Demonstrated use of platform in international markets by Clough and Primero's expanded usage in North American market, as well as existing global Vendor footprint

— In FY22, Felix signed its first strategic sales and collaboration agreement with InEight, a global leader in construction project management software1

— Enables capital-light expansion into international markets, with an initial focus on North America and Europe, leveraging InEight's sales force and existing infrastructure

— InEight customers gain significantly expanded procurement management capabilities that are highly complimentary to InEight construction management platform

— Commercial framework for go-to-market strategy with InEight has been agreed to and considerable progress made with initial large Contractor prospects

For further details see ASX releases, InEight Internal Strategic Partnership, 8 February 2022 and Capital raising investor presentation, 4 May 2022

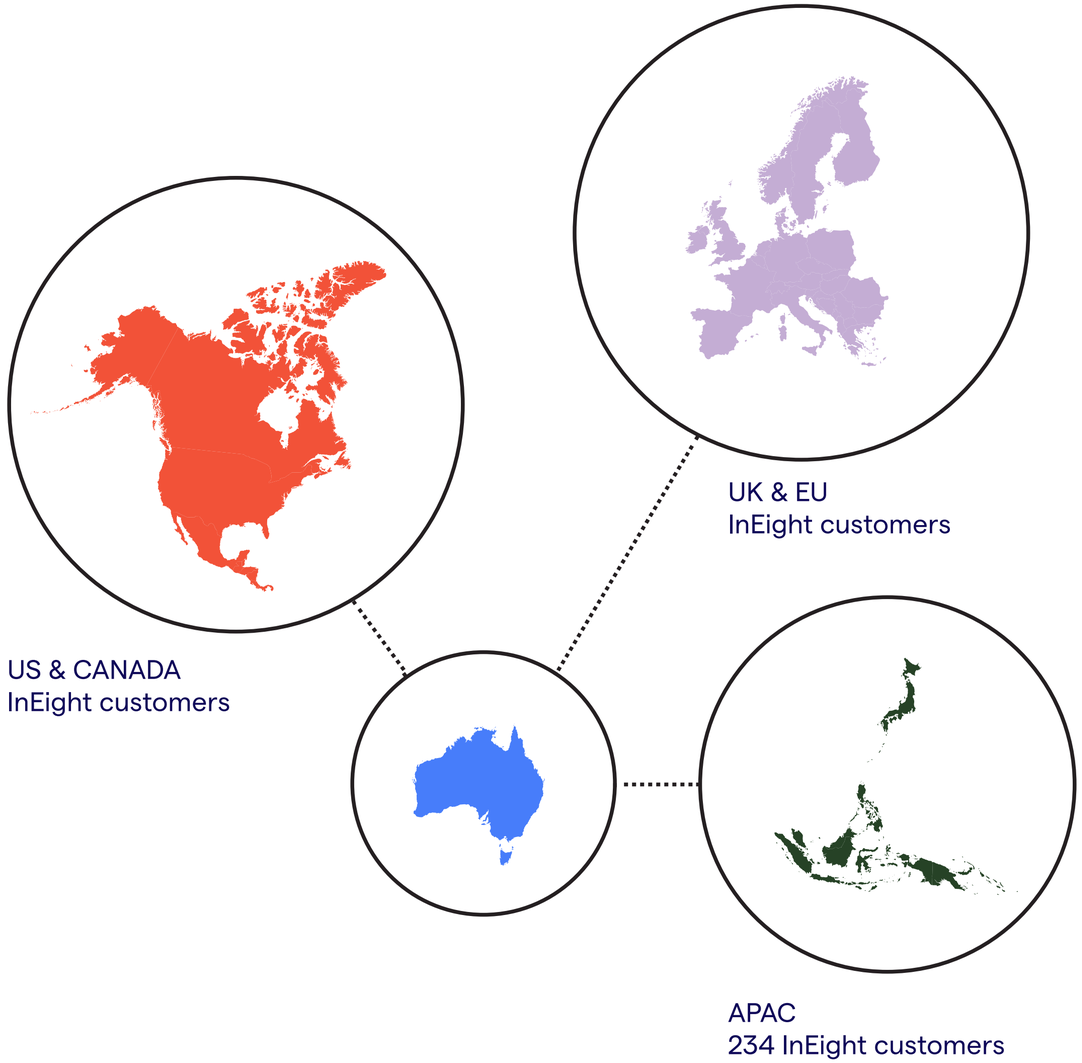


- ✓ Core platform
- ✓ Platform internationalisation
- ↻ Accelerate ANZ sales, followed by international
- ↻ Increase platform integration / Develop further modules

# Outlook

# Favourable industry backdrop

Long-term, structural tailwinds provide Felix with expanding opportunities



## Compliance

Increasing legislative requirements, like the Modern Slavery Act 2018 (Cth), and supply chain complexity create  significant risk for Contractors



## ESG & CSR

Contractors are pursuing initiatives to improve ESG performance including sustainable materials sourcing, raising female participation and supporting Indigenous engagement requiring firms to source and engage appropriate Vendors



## Digitisation

Errors, delays, disputes and rework – caused by ineffective supply chain management – have significant impacts on overall project costs, loss of reputation and penalties driving Contractors to adopt technology to ensure accurate, real-time and comprehensive data flows



## Infrastructure spending

Government initiatives to stimulate economies post-COVID-19 include prioritised spending on a range of infrastructure-led construction projects. For example, the Australian Government's A$110bn land, transport infrastructure program

# Strategic plan

Continued execution against strategic plan to unlock the long-term value of the platform

## Phase 1: Core Platform established (Complete)

- ✓ $15m invested in technology platform
- ✓ Secured major Contractor customers
- ✓ Strong ARR and Vendor Marketplace growth

## ↘ Phase 2: Accelerate growth (Underway)

- ✓ Platform internationalisation enhancements to drive Contractor adoption and further usage on international projects
- ✓ Released Procurement Schedule model, a highly strategic core platform module
- ✓ Early stage development of AI-powered documentation automation
- ⟳ Progress Contract Management module and develop key integrations for InEight strategic partnership
- ⟳ Continued rapid growth of Vendor Marketplace towards Phase 2 target of 100,000
- ⟳ Penetration into new target sectors with further cornerstone contract wins
- ⟳ Roll out of InEight strategic partnership to further scale platform adoption in APAC and expand into North America

## Phase 3: Monetise Vendors

- ○ Grow current Vendor Marketplace adoption to target penetration
- ○ Monetise Vendor Marketplace through new subscription model and Vendor modules
- ○ Accelerate conversion of Contractor pipeline

### Key platform developments

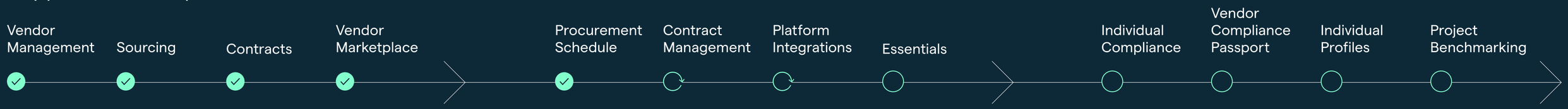

# FY23 priorities

## Scale Contractor revenue

Focus on near-term high value Contractor opportunities in the pipeline and leverage existing customer relationships to expand accounts

## Unlock value of InEight partnership

Execute on agreed go-to-market strategy in partnership with InEight‘s sales, implementation and support team in North America, which is expected to provide significant operating leverage

## Platform development

Deliver demand-driven platform enhancements, AI-powered product initiaitves and progress key strategic modules to further enhance Contractor value proposition

## Capital efficiency

Execute on FY23 budget focused on prioritised strategic investments, optimised costs and progress towards cash flow break even



# Additional information

# Corporate Overview

## Share price performance (last 6 months)




**SUBSTANTIAL SHAREHOLDERS**

| | |
|---|---|
| David Williams | 14.4% |
| Perennial Value Management | 11.9% |
| Thorney Investment Group | 9.1% |
| George Rolleston (NED) | 6.9% |
| Mike Davis (Co-Founder and CEO) and Michael Trusler (Co-Founder and NED) | 6.4% |
| InEight (Strategic partner) | 4.9% |

**FINANCIAL INFORMATION**

| | |
|---|---|
| Share price (19-Aug-22) | $0.18 |
| 52-week trading range (low / high) | $0.15 / $0.39 |
| Shares on issue | 132.8m1 |
| **Market capitalisation (19-Aug-22)** | **A$23.3m** |
| Cash (30-Jun-22) | A$8.9m |
| Debt (30-Jun-22) | N/A |
| **Enterprise value** | **A$14.4m** |

# Board and Management



**Michael Bushby**
Chairman

- 30 years' experience in Government including former Chief Executive of Roads & Traffic Authority in NSW
- Senior experience in the transport infrastructure sector
- Previous Chairman of transport technology company EROAD Ltd (NZX:ERD) and Board member and President of Roads Australia



**Joycelyn Morton**
Non-Executive Director

- Extensive corporate experience in Australia and internationally across a variety of industries
- Currently serves as a non-executive director of Argo Global Listed Infrastructure (ASX:ALI), Argo Investments (ASX:ARG), and Beach Energy (ASX:BPT).



**Michael Trusler**
Non-Executive Director
& Co-Founder

- Co-Founder of Felix
- Over 5 years' of experience as a civil engineer with MCG Group, Leighton and Inten Constructions
- Holds a Bachelors' degree in Engineering



**Mike Davis**
CEO, Managing Director
& Co-Founder

- Co-Founder of Felix
- Over 15 years' experience in running technology companies, including founding and leading global e-commerce business Canvas & Canvas



**Rob Phillpot**
Non-Executive Director

- Global Construction Tech leader with over 20 years' experience
- Co-founded global leading collaboration platform Aconex (ASX:ACX), which was acquired by Oracle in the largest tech acquisition in Australian history at the time



**James Frayne**
Chief Financial Officer

- Former Senior Accountant at Grant Thorton in the privately held business and taxation divisions
- Holds a Bachelor's Degree in Business and an MBA from QUT
- Member of the Institute of Chartered Accountants Australia and New Zealand



**George Rolleston**
Non-Executive Director

- Over 15 years' transactional and advisory experience across a range of industries
- Sits on a number of boards in industries ranging from tourism, finance, software and medical technology, including MHM Automation Ltd (NZX:MHM)



**Steve O'Keeffe**
Chief Technical Officer

- 15 years' experience working with enterprise software systems in mining, construction and services sectors
- Extensive experience in the configuration and implementation of third-party ERP software platforms, before moving to roles overseeing development and commercialisation of software

# Disclaimer

The information in this presentation does not constitute personal investment advice. The presentation is not intended to be comprehensive or provide information required by investors to make an informed decision on any investment in Felix Group Holdings Limited ACN 159 858 509 (Company). In preparing this presentation, the Company did not take into account the investment objectives, financial situation and particular needs of any particular investor.

Further advice should be obtained from a professional investment adviser before taking any action on any information dealt with in the presentation. Those acting upon any information without advice do so entirely at their own risk.

Whilst this presentation is based on information from sources which are considered reliable, no representation or warranty, express or implied, is made or given by or on behalf of the Company, any of its directors, or any other person about the accuracy, completeness or fairness of the information or opinions contained in this presentation. No responsibility or liability is accepted by any of them for that information or those opinions or for any errors, omissions, misstatements (negligent or otherwise) or for any communication written or otherwise, contained or referred to in this presentation.

Accordingly, neither the Company nor any of its directors, officers, employees, advisers, associated persons or subsidiaries are liable for any direct, indirect or consequential loss or damage suffered by any person as a result of relying upon any statement in this presentation or any document supplied with this presentation, or by any future communications in connection with those documents and all of those losses and damages are expressly disclaimed.

Any opinions expressed reflect the Company's position at the date of this presentation and are subject to change.

The distribution of this presentation in jurisdictions outside Australia may be restricted by law and you should observe any such restrictions. This presentation has been prepared, and is provided for business development, strategic partnering and other commercial discussions in Australia and does not constitute an offer to sell, or solicitation to buy, securities in the Company.

Authorised for release by the Board of Felix Group Holdings Ltd.