Retraction of Slide in Presentation

On 23 March 2023 Far East Gold Ltd (ASX: FEG) released a presentation titled Company Presentation. The presentation included a slide on page 7 containing peer comparisons.

Following consultation with the ASX, the Company would like to retract the material on page 7 and inform investors that they should not rely on that information as the basis for any investment decision.

The revised presentation is attached.

For further information:
Paul Walker
Chairman
Ph +61 (7) 3067 3368

FAR EAST GOLD

Ord Minnett East Coast Mining Conference

23 March 2023

EXECUTIVE SUMMARY

QUALITY PORTFOLIO OF **SIX ADVANCED COPPER AND GOLD** PROJECTS IN INDONESIA AND AUSTRALIA.

CUMULATIVELY OVER **AU$50M** IN EXPLORATION EXPENDITURE ACROSS THE FEG PORTFOLIO.

EXPERIENCED BOARD AND MANAGEMENT TEAM HAVE RAISED OVER **AU$1BN** WITH A SUCCESSFUL INDONESIAN TRACK RECORD OF MINE DEVELOPMENT.

ASSETS LOCATED IN WORLD CLASS GOLD PRODUCING REGIONS WITH MORE THAN **50,000M** OF DRILLING COMPLETE ACROSS THE PROJECTS.

IPO (ASX:FEG)
MAR 2022 – IPO AU**$11.73M** RAISED.
NOV 2022 – PLACEMENT AU**$2.1M** RAISED
DEC 2022 - SPP AU**$4.4M** RASIED
APPROX 230M SHARES ON ISSUE AND MARKET CAP OF ~**AU$65M.**

PROGRESSING ADVANCED EXPLORATION ACITVITIES AND PERMITTING ON THE PROJECTS. **WOYLA AND HILL 212 PHASE 1 DRILL PROGRAMMES COMPLETED**

Image: Core sample from Wonogiri Copper Gold Project

FAR EAST GOLD
CORPORATE SNAPSHOT

FEG Overview

ASX Ticker	FEG
Issued Capital[1]	230.03 million
Share Price[2]	A$0.29
Market Capitalisation[3]	A$66.8 million
Cash Position[4]	A$10.4 million

1 Excludes 12 million unlisted options and 2.8 million performance rights
2 Share price as at 16 March 2023 (52-week range $0.23 - $0.765)
3 Market cap based on ordinary shares including escrowed shares
4 Cash as at 31 December 2022
5 Shareholder Split - Total Issued Capital as at 1 January 2023

Ordinary and Escrowed Shares[1]

FEG	ORDINARY FULLY PAID SHARES	136,248,210
FEGESC24	ESCROWED SHARES 24 MONTHS FROM QUOTATION (28 MARCH 2022)	75,780,625
FEGESC12	ESCROWED SHARES 12 MONTHS FROM ISSUE/ (28 MARCH 2022)	18,000,000

Share price since listing (ASX: FEG)

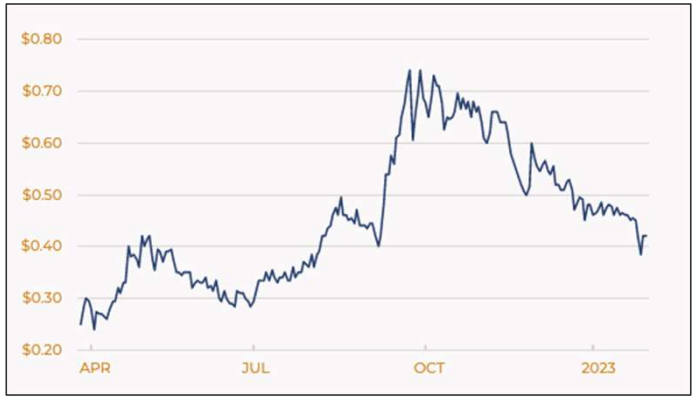

Shareholder split[5]

Top 20 Shareholders	63.1%
FEG Board of Directors	18.2%

Top 3 Shareholders:

- Rajawali Corp 9.1%
- Alpha HPA Ltd (ASX:A4N) 7.4%
- Eloquent Enterprises Ltd 6.6%

FAR EAST GOLD
PROJECT LOCATIONS

INDONESIA
SUNDA MAGMATIC ARC

AUSTRALIA
DRUMMOND BASIN & CONNORS ARC

FAR EAST GOLD

PROJECT OVERVIEW

Project	Location	Mining Licence Type	Tenement Area	Minerology Type	Current Project Stage
Woyla Copper Gold Project	Aceh, Indonesia	6th Generation Contract of Work	24,260 ha	Porphyry and Epithermal	Early stage exploration done Phase 1 Drill program completed Phase 2 Drill program commenced
Trenggalek Copper Gold Project	East Java, Indonesia	IUP-Operation and Production	12,813 ha	Porphyry and Epithermal	Advanced exploration including drilling done Feasibility & Scoping Study complete No JORC resource estimate
Wonogiri Copper Gold Project	Central Java, Indonesia	IUP-Exploration	3,928 ha	Porphyry and Epithermal	Advanced exploration including drilling done Scoping Study & infill drill program defined 1.15Moz Au Eq JORC resource estimate
Hill 212 Gold Project	Drummond Basin, Queensland, Australia	Exploration Permit Mineral (EPM)	1,920 ha	Epithermal	Advanced exploration including drilling done Scout drill program complete
Blue Grass Creek Gold Project	Drummond Basin, Queensland, Australia	Exploration Permit Mineral (EPM)	2,240 ha	Epithermal	Early stage exploration done Not yet drilled
Mount Clark West Copper Gold Project	Connors Arc, Queensland, Australia	Exploration Permit Mineral (EPM)	1,912 ha	Porphyry	Advanced exploration including drilling done Expansion geophysics program complete Exploration Target defined

WHY INDONESIA
GLOBAL OPPORTUNITIES

FEG well positioned and very experienced

FEG's board and management has extensive in country resource project experience. FEG is well positioned to take advantage of Indonesian opportunities.

Factors for Indonesian growth:

- Open Foreign Investment climate – simplified mining laws in 2020.
- Healthy economy:
  - GDP growth for 2022 and 2023 to average above 5% and projected to increase in 2024
  - Projected to be world's 4th largest economy by 2035
- 4th largest population in the world:
  - 282 million people
- Large, young workforce:
  - median age is 29
- Growing middle class:
  - Increased from 7 percent to 20 percent of the population
- Low-cost operational environment compared to global averages:
  - 6th largest gold producer
  - 11th largest copper producer
- Resource project opportunities remain comparatively under explored and underdeveloped.

World's biggest nickel reserves	7th biggest gold reserves	7th biggest copper reserves	6th biggest bauxite reserves	2nd biggest tin reserves

FAR EAST GOLD

INDONESIA
WOYLA PROJECT

Copper Gold Porphyry and Epithermal Project

- Highly prospective **24,260 hectare** 6th generation Contract of Work.
- Previously explored by **Barrick Gold** (1996-1998) and then by **Newcrest** (1999-2002).
- More than **13,000m strike length** defined and mapped of gold bearing low sulphidation epithermal quartz veins.
- **4,600m** Phase 1 scout drill program at Anak Perak and Rek Rinti prospect areas complete.
- **10,000m** Phase 2 drill program commenced.

Peak assays from Phase 1 drill program of :

- **78 g/t Au** and **631 g/t Ag** - Rek Rinti
- **24.91 g/t Au** and **42.5 g/t Ag** – Anak Perak

Peak assays from samples at other areas of :

- **63 g/t Au** and **1,179 g/t Ag** – Aloe Eumpeuk
- **76 g/t Au** and **78 g/t Ag** - Aloe Rek

Next steps:

- Phase 2 scout drilling and resource delineation drilling programs
- Field mapping – all prospect areas
- Access tracks – Aloe Eumpeuk

Newcrest geologists noted similarities of the quartz-adularia colloform to crustiform banding seen at Aloe Eumpeuk to the high-grade vein sections within **Gosowong**, Indonesia (**>6.0 Moz Au**, average grade of >20 g/t Au).

INDONESIA
WOYLA PROJECT

Four Defined Epithermal Systems

- The Woyla Copper Gold Project contains **four defined epithermal type Au-Ag mineralized vein systems** & three Cu-Au porphyry target.
  - **Anak Perak**
  - **Rek Rinti**
  - **Aloe Eumpeuk**
  - **Aloe Rek**
  - **Aloe Kamara (possible fifth)**
- Dominant N-S & NE vein controls related to structural dynamics of the extensional vein systems.
- Anak Perak (4.7km length), Rek Rinti (1.5 km), Aloe Eumpeuk (1km) and Aloe Rek (4km). **Combined total vein systems strike length of 13km.**

- All defined vein systems **remain open along strike.** Possible that detailed exploration will connect Rek Rinti-Aloe Eumpeuk – Aloe Rek vein systems.
- Additional vein occurrences identified south of Rek Rinti and Aloe Rek.

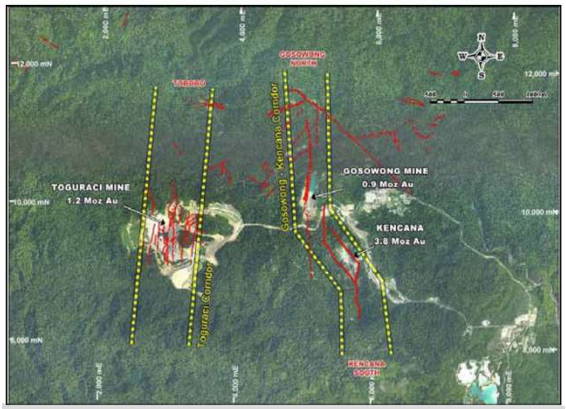

Above: Gosowong mine showing structural layout of its vein system and three resource area

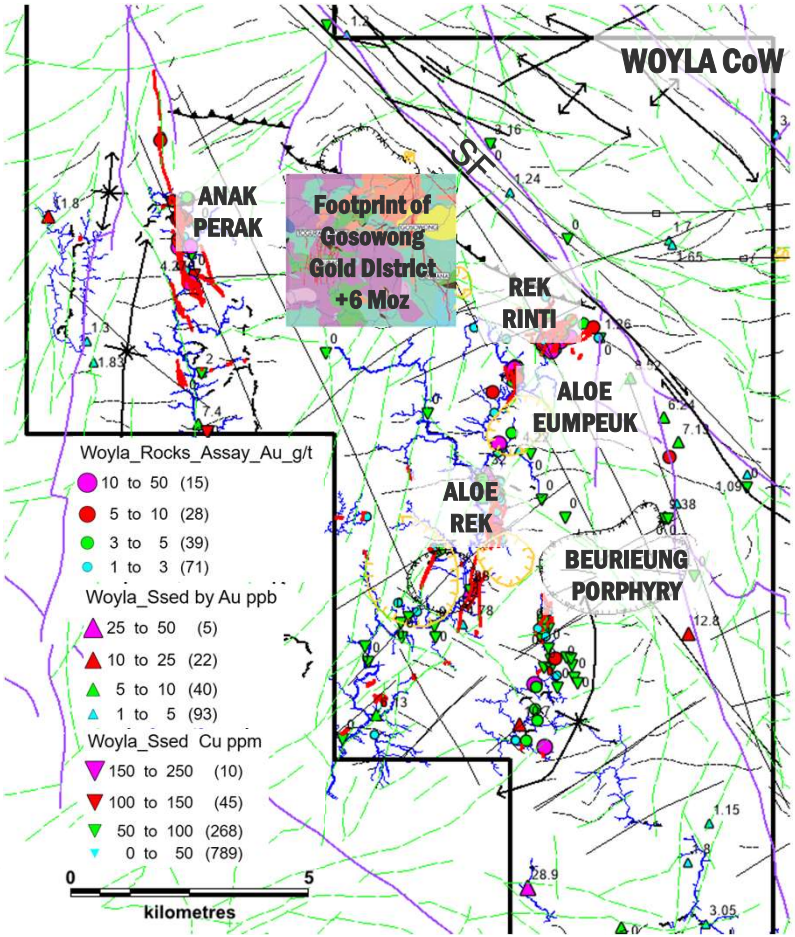

FAR EAST GOLD

INDONESIA
WOYLA PROJECT

Phase 1 Drilling Results – Bonanza Grades Identified

- Phase 1 scout drilling program comprised **33 diamond drill holes for a total of 4,640.9m.**
- 20 drill holes in Anak Perak tested approximately 1.2km of the 4.7km mapped strike length. 13 drill holes in Rek Rinti tested four of that areas seven epithermal veins.
- **Three Discovery Holes** (APD011, RRD003 and RRD004) showed the potential for economic mineralisation.

Assay results at Anak Perak (APD011) include :

- **10.75m at 3.2 g/t Au**, 10.4 g/t Ag from 49.35m - 60.1m, including;
- 3.5m at 7.8 g/t Au, 17.5 g/t Ag from 50-53.5m; and
- 0.3m at 24.91 g/t Au, 25.2 g/t Ag from 53.2-53.5m.

Assay results at Rek Rinti (RRD003) include:

- **2m at 30.9 g/t Au**, 18.9 g/t Ag from 191m - 193m, including:
- **1 m at 59 g/t Au**, 36.6 g/t Ag from 192m.

Assay results at Rek Rinti (RRD004) on a gold equivalent (AuEq) basis include:

- **30m at 3.43 g/t AuEq** from 98m - 128m, including;
- 8.1m at 8.9 g/t AuEq from 102.4 - 110.5m; and
- **2m at 27 g/t AuEq** from 108m - 110m.



Core photos from interval of high-grade Au and Ag assay in RRD004 containing disseminated electrum (TOP) and dark-grey Ag-bearing minerals (CENTER). Segregation of ginguro banded quartz containing abundant disseminated dark-grey sulphides (BOTTOM).

INDONESIA
WOYLA PROJECT

Phase 2 Drill Program– Visible Gold Identified

- Phase 2 drill program 10,000m of diamond drilling has commenced using three drill rigs.
- **Phase 2 – Scout Drill Program**
  - 5,000m of scout drilling Anak Perak, Rek Rinti and Aloe Eumpeuk.
  - Targeting potential high grade systems based upon geophysics and field mapping.
  - Visible gold identified in samples from artisanal mining at Aloe Eumpeuk during recent mapping.
- **Phase 2 – Rek Rinti Resource Delineation Program**
  - 5,000m diamond drill program at 50m step outs from the Discovery Hole RRD004 at the Agam Zone in Rek Rinti.

- **Visible gold and electrum identified in core samples** at step-out drillhole AGM007 located 50m from RRD004.
- AGM007 confirms lateral extension of high-grade mineralization in the Agam Zone at Rek Rinti.



Above: Photo of visible gold (VG) and electrum (El) occurring in AGM007 as part of coarse clot of sulphide mineralization in massive quartz at 201.3m. pXRF analysis indicate up to 56g/t Au, 9,468 g/t Ag, associated with significant Zn, Pb and Cu mineralization.

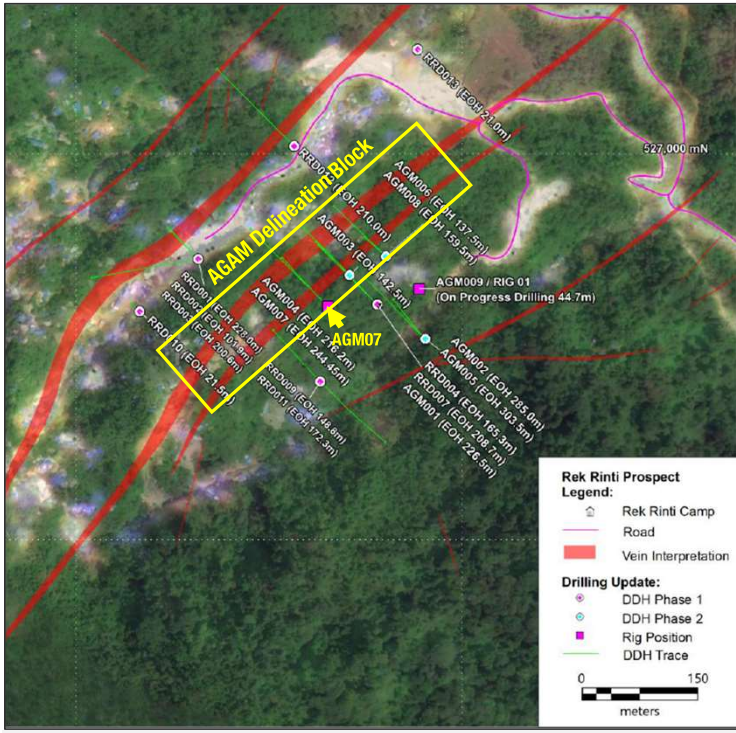

Above: Plan map showing the interpreted surface extent of Rek Rinti vein system and the extent of the Agam Zone resource delineation block.

FAR EAST GOLD

INDONESIA
TRENGGALEK PROJECT

Copper Gold Porphyry and Epithermal Project

- **Advanced 12,813-hectare** IUP-OP (Operation Mining Permit) highly prospective for epithermal and porphyry-related gold and base metal deposits.
- Trenggalek exhibits a **similar sized volcanic centre (5.6km)** to **Tujuh Bukit (30.1M oz Au & 18.9B lb Cu)**. Previously explored by PT Aneka Tambang (1990s) and then ARC Exploration Ltd in a JV with **Anglo American** (2012-2014).
- Historic exploration included:
  - **17,786m** of drilling
  - **3,675km** airborne magnetic and radiometric survey.
  - Surface geochem survey of **>10,500** soil and **>5,000** rock samples.
  - Ground IP/Resistivity.

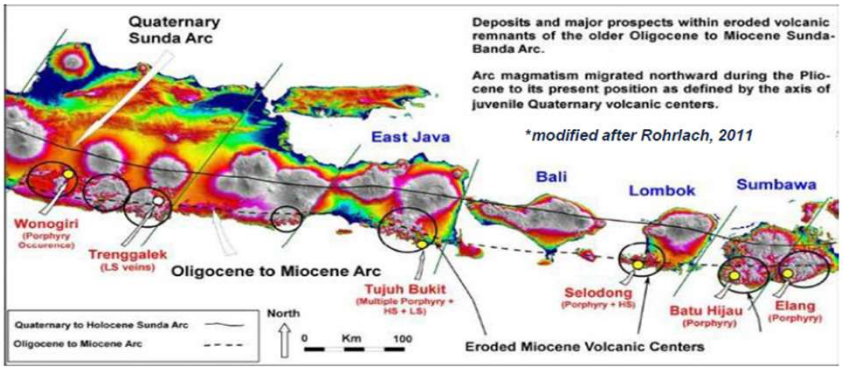



INDONESIA
WONOGIRI PROJECT

Copper Gold Porphyry and Epithermal Project

- **Advanced 3,928-hectare** IUP (Exploration Mining Permit) for porphyry and epithermal gold and base metals.
- Exploration includes **21,771m of drilling**, mostly at the Randu Kuning porphyry deposit. Porphyry deposit remains **open at depth** with potential for additional Au within adjacent epithermal veins.
- **1.15 million oz gold equivalent JORC mineral resource comprising:**
  - 996 thousand oz of gold (53% measure & indicated) and;
  - 190 million pounds of copper (43% measured & indicated).
- Potential **intrusive corridor extension** identified.
- Scout drilling of epithermal veins returned grades up to **3m at 7.79 g/t Au**, 9.0 g/t Ag, 0.29% Cu and 0.38% Zn from 70.0 metres including **1m of 15.90 g/t Au** and 20.7 g/t Ag.
- **Excellent metallurgy,** gold recovery of **90-91%** with **simple** Carbon In Leach **flowsheet**.
- External Scoping Study in final review.

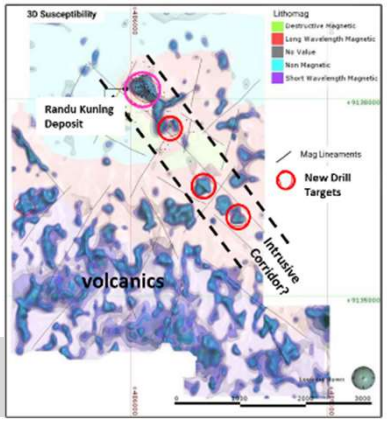

Right: Map showing the distribution of magnetic susceptibility bodies as defined by 3D magnetic inversion model.

FAR EAST GOLD AUSTRALIAN PROJECTS

DRUMMOND BASIN & CONNORS ARC

Far East Gold's projects at **Hill 212**, **Blue Grass Creek** and **Mount Clark West** are located in the highly prospective Drummond Basin and Connors Arc.

AUSTRALIA
MOUNT CLARK WEST PROJECT

Copper Gold Porphyry Project

- A highly prospective **1,912-hectare** Exploration Permit for Minerals tenement situated within the Connors Arc region in Central Queensland.
- Mount Clark West hosts a potentially **significant geophysical anomaly**, coincident with Cu-Au-Mo geochemistry. **Exploration Target defined – 400Mt @ 0.4% Cu Eq to 650Mt @ 0.6% Cu Eq**
- Historic exploration included **1,283m** of drilling (4 holes) and **8-line km** Ground IP/Resistivity.
- Copper was intersected in MCDD002, with **104m of 0.1% Cu** from 114m, including **14m at 0.23% Cu** from 180m.
- 21-line km deep ground penetrating MIMDAS geophysics survey complete in August 2022.
- Interpretation of the geochem, geophysics and drill results suggest that the holes intersected the **outer shell of a porphyry system.**
- Next steps:
  - Drill Program defined
  - CCA negotiations with landowners
  - Cultural heritage survey

Independent Geologist Report - Measured Group noted:
"A similar geophysical signature is observed at the Mt Leyshon mine in QLD".
The Mt Leyshon mine produced over 2.5M oz of gold from 1987 to 2002

AUSTRALIA
HILL 212 PROJECT

Gold Epithermal Project

- An advanced highly prospective **1,920 hectare** Exploration Permit for Minerals tenement located in the Drummond Basin region, Central Queensland.
- Hill 212 is a low sulphidation epithermal gold-silver deposit with **10,000m of structure identified and 2,500m of high grade**, shallow and at-depth veins and vein breccias up to 8m wide mapped. **Open in multiple directions.**
- Previously explored by BHP (ASX:BHP), Dominion Mining Ltd (ASX:DOM), Battle Mountain Ltd and Medusa Mining Ltd (ASX:MML)
- Exploration included scout drilling (**9 holes totalling 730m**) and over **24 line km of CSAMT geophysics** survey work.
- Assay results showing grades up to **6.93g/t au** and 37.3g/t ag.
- FEG's has completed **11-hole phase 1 RC drill program** circa **2,100m drilling.**

- Next steps:
  - Further mapping of defined structure
  - Further geophysics, geochem and rock sampling
  - Definition of Phase 2 drill program

AUSTRALIA
BLUE GRASS CREEK PROJECT

Gold Epithermal Project

- An early stage prospective **2,420 hectare** Exploration Permit for Minerals tenement located in in the Drummond Basin region, Central Queensland.
- Blue Grass Creek is situated directly **adjoining FEG's Hill 212 Gold Project** and the GBM Resources Ltd (ASX:GBZ) **Mt Coolon Project.**
- The mineralogy of Blue Grass Creek has been interpreted as a **low-sulphidation epithermal gold-silver quartz vein** and vein breccia style mineralisation.
- Previously explored by BHP (ASX:BHP) in the 1980s and then by Dominion Mining Ltd (ASX:DOM) in 1989 to 1990 and Battle Mountain Ltd in 1993 to 1997.
- Next steps:
  - Geological mapping of the tenement
  - Stream sediment and soil sampling
  - Rock chip analysis
  - Petrographic report
  - Preliminary assays

"Blue Grass Creek mineralisation is interpreted to be similar to that of Hill 212... with characteristics similar to other deposits in the Drummond Basin, such as Pajingo, Cracow and Yandan." Independent Geologist Report - Measured Group

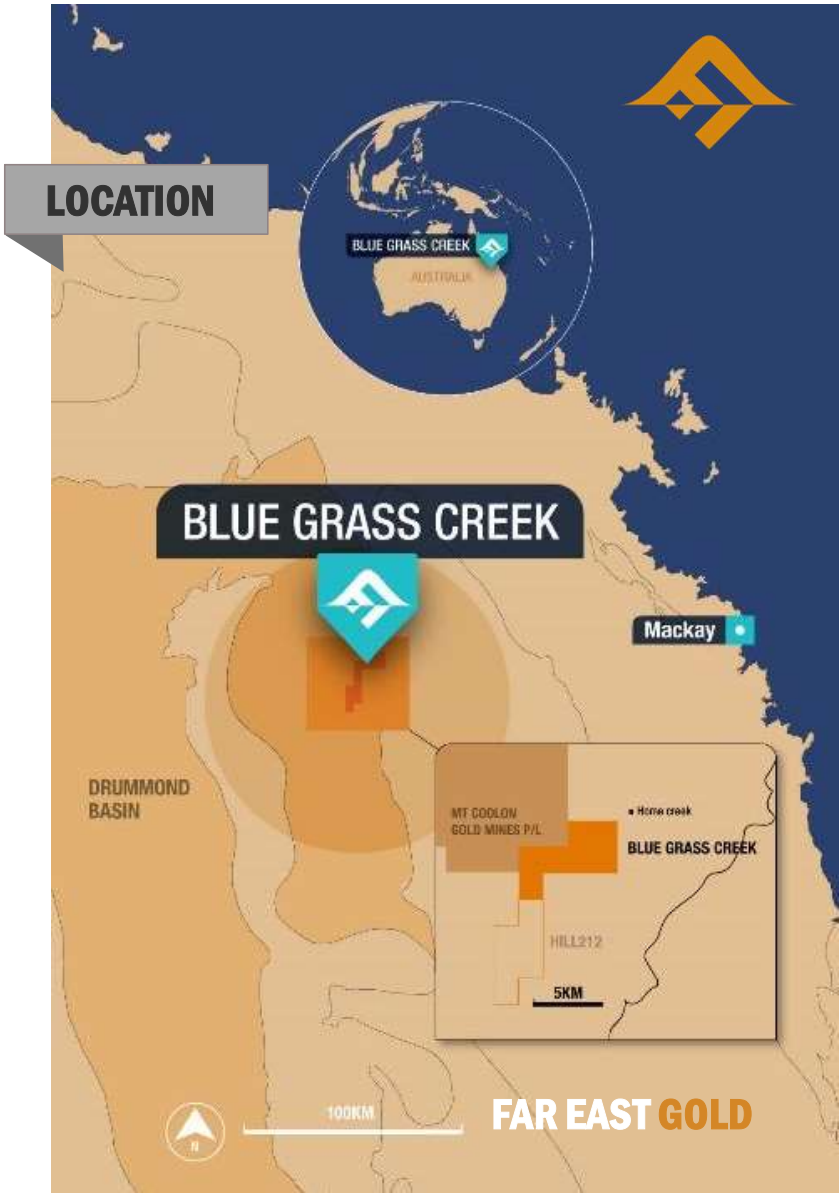

FAR EAST GOLD
ADMISSION TO THE UN GLOBAL COMPACT

On **15 March 2022**, Far East Gold was granted permission by the UN to join the UN Global Compact. In doing so, Far East Gold has become the **first junior exploration mining company** in Australia and Indonesia that has voluntarily agreed to align its business strategy and operations with the UN Global Compact and its Ten Principles on:

HUMAN RIGHTS

- Support and respect the protection of internationally proclaimed human rights
- Not complicit in human rights abuses

LABOUR RIGHTS

- Uphold the freedom of association
- Elimination of all forms of forced and compulsory labour
- Effective abolition of child labour
- Elimination of discrimination

ENVIRONMENT

- Support a precautionary approach to environmental challenges
- Greater environmental responsibility
- Environmentally friendly technologies

ANTI-CORRUPTION

- Against corruption in all its forms

PROJECT HIGHLIGHTS

WOYLA

- ONE OF THE BEST UNDRILLED PROSPECTS IN SOUTH-EAST ASIA.
- POTENTIAL TO HOST GOSOWONG STYLE (6M oz Au @ > 20 g/t Au) BONANZA MINERALISATION.

TRENGGALEK

- SIMILAR SIZE VOLCANIC CENTRE TO TUJUH BUKIT (30.1M oz Au - 18.9B lb Cu).
- MULTIPLE PROSPECTS, MANY OF WHICH REMAIN UNDRILLED.
- SIGNIFICANT DATABASE OF PREVIOUS EXPLORATION WORK .

WONOGIRI

- ADVANCED 1 Moz Au-Cu PORPHYRY OPEN AT DEPTH.
- POTENTIAL FOR NEAR TERM MINE DEVELOPMENT.
- HIGH GRADE PERIPHERAL EPITHERMAL PROSPECTS ONLY SCOUT DRILLED.

DRUMMOND BASIN & CONNORS ARC

- EXCELLENT PROSPECTIVITY FOR LARGE-SCALE PORPHYRY AND EPITHERMAL PROSPECTS.
- LOCATED IN EMERGING GOLD AREA WITH NEWCREST EXPLORING ADJOINING TENEMENTS.

"Remarkable portfolio of advanced, high quality, highly prospective and drill ready projects."

Image: Core sample from Wonogiri Copper Gold Project

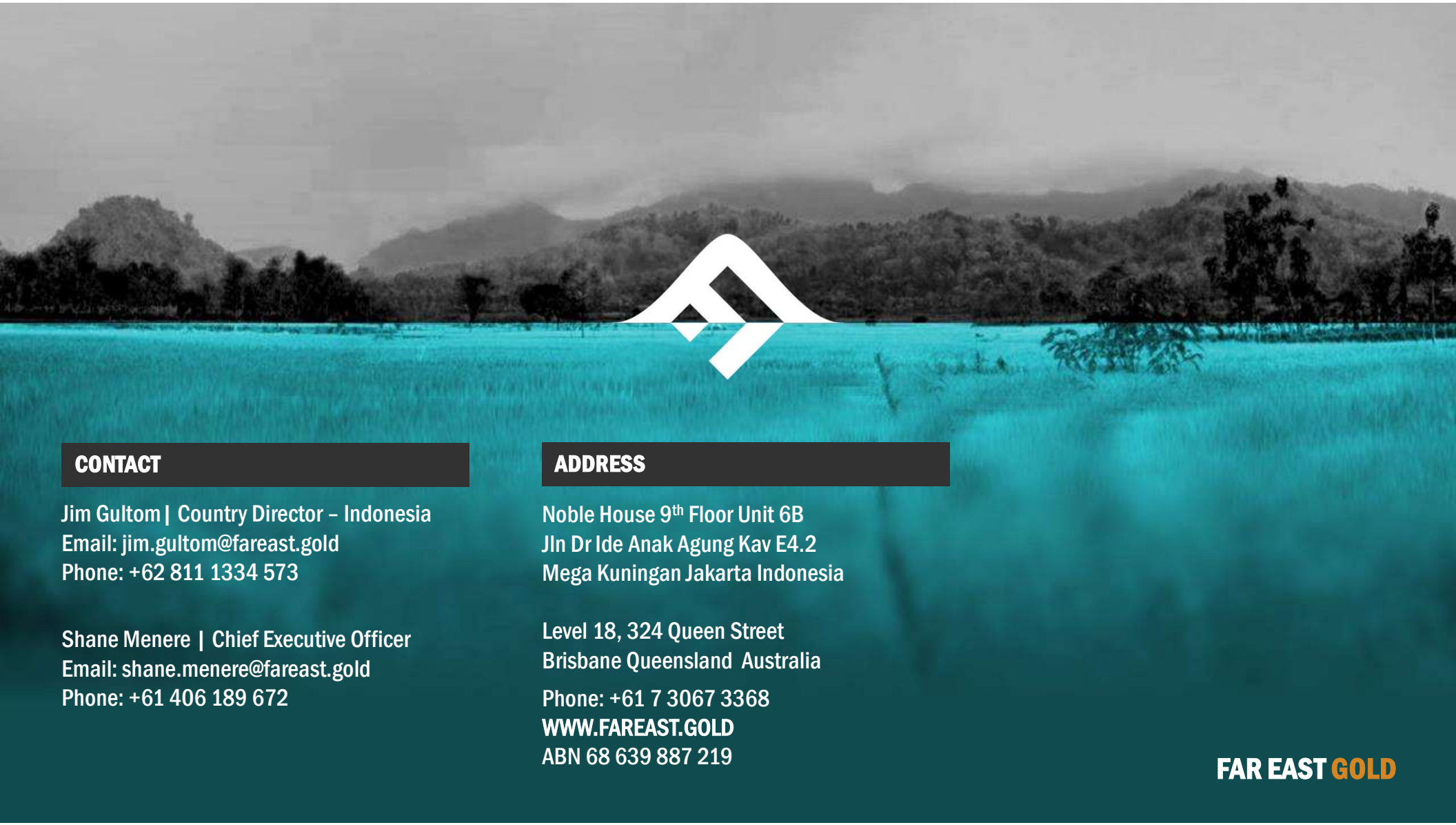

CONTACT

Jim Gultom | Country Director – Indonesia
Email: jim.gultom@fareast.gold
Phone: +62 811 1334 573

Shane Menere | Chief Executive Officer
Email: shane.menere@fareast.gold
Phone: +61 406 189 672

ADDRESS

Noble House 9th Floor Unit 6B
Jln Dr Ide Anak Agung Kav E4.2
Mega Kuningan Jakarta Indonesia

Level 18, 324 Queen Street
Brisbane Queensland Australia

Phone: +61 7 3067 3368
WWW.FAREAST.GOLD
ABN 68 639 887 219

FAR EAST GOLD

COMPETENT PERSON'S STATEMENT

COMPETENT PERSON'S STATEMENT

The information in this presentation that relates to Exploration Results and Mineral Resources is based on information compiled by FEG staff and approved by Michael C Corey, who is a Member of the Association of Professional Geoscientists of Ontario, Canada. Michael Corey is employed by the Company and has sufficient experience which is relevant to the style of mineralisation and type of deposit under consideration and to the activity which he is undertaking to qualify as a Competent Person as defined in the 2012 Edition of the 'Australasian Code for Reporting of Exploration Results, Mineral Resources and Ore Reserves'. Michael Corey has consented to the inclusion in this report of the matters based on his information in the form and context in which they appear.

USE OF PORTABLE XRF

The Company regularly uses an Olympus Vanta portable hand-held XRF analyzer (2022) to screen drill core for mineralization before cutting and sampling. This allows for some understanding of the distribution of mineralization prior to sampling to better ensure that the sampled core is representative of the type and style of mineralization. Numerous readings are obtained and recorded for future reference. The hand-held XRF provides confirmation that mineralization is present however it is not an accurate determination of the elemental concentration within the sample analysed. Limitations include; very small analysis window, possible inhomogeneous distribution of mineralization, analytical penetration depth and possible effects from irregular rock surface. The pXRF readings are subject to confirmation by chemical analysis from an independent laboratory.

DISCLAIMER

The information in this presentation has been prepared by Far East Gold Limited ACN 639 887 219 (Company) for informational purposes only. The purpose of this presentation is to provide general information concerning the Company. This presentation is in summary form and does not purport to be comprehensive or complete. Recipients should conduct their own investigations and perform their own analysis in order to satisfy themselves as to the accuracy and completeness of the information, statements and opinions contained in this presentation.

Not an offer or prospectus

This presentation is not, and does not constitute, an offer to sell or the solicitation, invitation or recommendation to purchase any securities or other financial products in any jurisdiction.

Not financial product advice

This presentation does not constitute investment advice and has been prepared without taking into account the recipient's investment objectives, financial circumstances or particular needs and the opinions and recommendations in this presentation are not intended to represent recommendations of particular investments to particular persons. All securities transactions involve risks, which include, amongst others, the risk of adverse or unanticipated market, financial or political developments. This presentation is not to be considered as a recommendation that a person invest in the Company or acquire an asset of the Company, or that an investment in the Company is a suitable investment for a person. The information contained in this presentation is of a general nature and does not purport to be complete or verified by the Company. This Company presentation does not constitute investment, accounting, financial, legal or tax advice.

No Liability

The Company and the Company's advisors (including their respective directors, partners, consultants and the employees, related bodies corporate, the directors, shareholders, managers, partners, employees or agents of them) (Information Providers) are not under any obligation to correct, update or revise this Company presentation or any written communications transmitted in this presentation. The information in this presentation remains subject to change without notice.

The Information Providers do not make any representation or warranty (express or implied) as to the accuracy, reliability, reasonableness or completeness of the contents of this presentation. The Company does not represent or warrant that this presentation is complete or that it contains all information about the Company that a prospective investor or purchaser may require in evaluating a possible investment in the Company or acquisition of shares in the Company. To the maximum extent permitted by law, the Information Providers expressly disclaim any and all liability, including, without limitation, any liability arising out of fault or negligence, for any loss arising from the use of or reliance on information contained in this presentation.

Forward Looking Statements

This presentation may include certain statements, estimates or projections with respect to the anticipated future performance of the Company. Forward looking statements can generally be identified by the use of forward looking words such as, "aim", "assume", "due" "expect", "anticipate", "likely", "intend", "should", "could", "may", "predict", "plan", "purpose", "will", "believe", "forecast", "estimate", "target" and other similar expressions within the meaning of securities laws of applicable jurisdictions. Indications of, and guidance or outlook on, future earnings or financial position or performance are also forward looking statements. Those statements, estimates or projections are based on assumptions about future events and management actions that may not necessarily take place and are subject to significant uncertainties, many of which are outside the control of the Company. Those assumptions may, or may not, prove correct. No representation is made as to the accuracy of those statements, estimates or projections. As such, undue reliance should not be placed on any forward-looking statement. Past performance is not necessarily a guide to future likelihood of achievement or reasonableness of any forward-looking statements, forecast financial information or other forecast.

Subject to any continuing obligations under applicable law and the ASX Listing Rules, the Company does not undertake any obligation to update or revise any information or any of the forward looking statements in this presentation or any changes in events, conditions or circumstances on which any such forward looking statement is based.

Distribution

Distribution of this presentation outside Australia may be restricted by law. Persons who come into possession of this presentation who are not in Australia should seek advice on and observe any such restrictions in their jurisdiction. A failure to do so may result in a violation of securities laws in that jurisdiction. This presentation may not be distributed or published other than by the Company, and it may not be brought into or accessed from any jurisdiction in which it is not lawful to do so.

JORC Code

It is a requirement of the ASX Listing Rules that the reporting of ore reserves and mineral resources in Australia comply with the Joint Ore Reserves Committee's Australian Code for Reporting of Mineral Resources and Ore Reserves (JORC Code). Investors outside Australia should note that while ore reserve and mineral resource estimates of the Company in this document comply with the JORC Code, they may not comply with the relevant guidelines in other countries. Information contained in this document describing mineral deposits may not be comparable to similar information made public by companies subject to the reporting and disclosure requirements of US securities laws.