ABN 68 650 116 153

ASX ANNOUNCEMENT

31 January 2024

QUARTERLY ACTIVITIES REPORT

FOR THE PERIOD ENDED 31 DECEMBER 2023

HIGHLIGHTS FOR QUARTER

- **First Gold poured after trial-processing the Hill End Plant Stockpiles. (on limited plant throughput)[1].**
- **Significant step forward to gold production with commencement of the Reward High Grade gold mine Pre-Feasibility Study.[2]**
- **Engagement of Ground Control Engineering and Gekko Systems to undertake Mining and processing components of the PFS.**
- **Extensive refurbishments completed to expand plant capacity and prepare for future underground mine operations.**
  - ✓ **Refurbishment of the Change rooms**
  - ✓ **Refurbishment of the Crib room**
  - ✓ **Water recycling systems**
  - ✓ **Satellite communication installation**
  - ✓ **Security system installation**
  - ✓ **Safety system implementation**
  - ✓ **HR planning**
  - ✓ **Jaw Crusher refurbishment**
  - ✓ **Underground truck refurbishment**
  - ✓ **Surface loader refurbishment**
- **Acquisition of**
  - ✓ **25-ton Caterpillar excavator**
  - ✓ **6m Wilfley table for the gold room**
  - ✓ **Polaris 4wd**

- **Further high-grade gold targets identified south of Vertex's Hill End Gold Plant and Reward Resource by ground-truthing LiDAR data around the South Star group of mines (refer to Figure 1).[3]**

- **Multiple parallel gold-bearing quartz veins at South Star strike >800m. (Figure1)**

    - **South Star lies 1.5km south of the Hill End Gold Plant and has the potential to provide future feed along with the Fosters Exploration target.**

- **An Exploration Target has been calculated for Fosters Gold Project (Fosters), around 400m south of the Reward Gold Mine (refer to Figure 1). Independent geologists HGS Australia calculated the following Exploration Target: [4]**

    - **524kt @ 12.5g/t Au (lower range) 211kozs**
    - **524kt @ 19.0g/t Au (upper range) 321kozs**
    - **The Fosters Exploration Target is within ground covered by the Company's Mining Licences (ML's) and existing Development Consent**
    - **Fosters is accessed by an existing adit and development drive; Fosters adit is a few hundred meters from the Hill End Gravity Gold plant.**
    - **Additionally, Fosters is open at depth and along strike to the North and the South (refer to Figure 1)**

Cautionary Statement

The Exploration Target is conceptual in nature as there has been insufficient exploration to define a Mineral Resource. It is uncertain if further exploration will result in the determination of a Mineral Resource under the "Australasian Code for Reporting of Exploration Results, Mineral Resources and Ore Reserves, the JORC Code" (JORC 2012). The Exploration Target is not being reported as part of any Mineral Resource or Ore Reserve

- **The Exploration Target complements the Mineral Resource Estimate (MRE) for the Reward gold deposit at Hill End that now stands at 419,000 tonnes at 16.72g/t Au for 225,200oz Au [5] (which forms the base case PFS feed to the Hill End Gravity gold plant) ;**

Classification	Cut-off	Tonnes	Au (g/t)	Ounces
Indicated	4	141,000	15.54	70,500
Inferred	4	278,000	17.28	154,700
Total	**4**	**419,000**	**16.72**	**225,200**

[1] Stockpile results referred to in ASX Announcement 27th of April 2023
[2]VTX ASX announcement 3rd of January 2024
[3]VTX ASX announcement 4th of December 2023
[4]VTX ASX announcement 29th of August 2023

[5]VTX ASX announcement 5th of July 2023

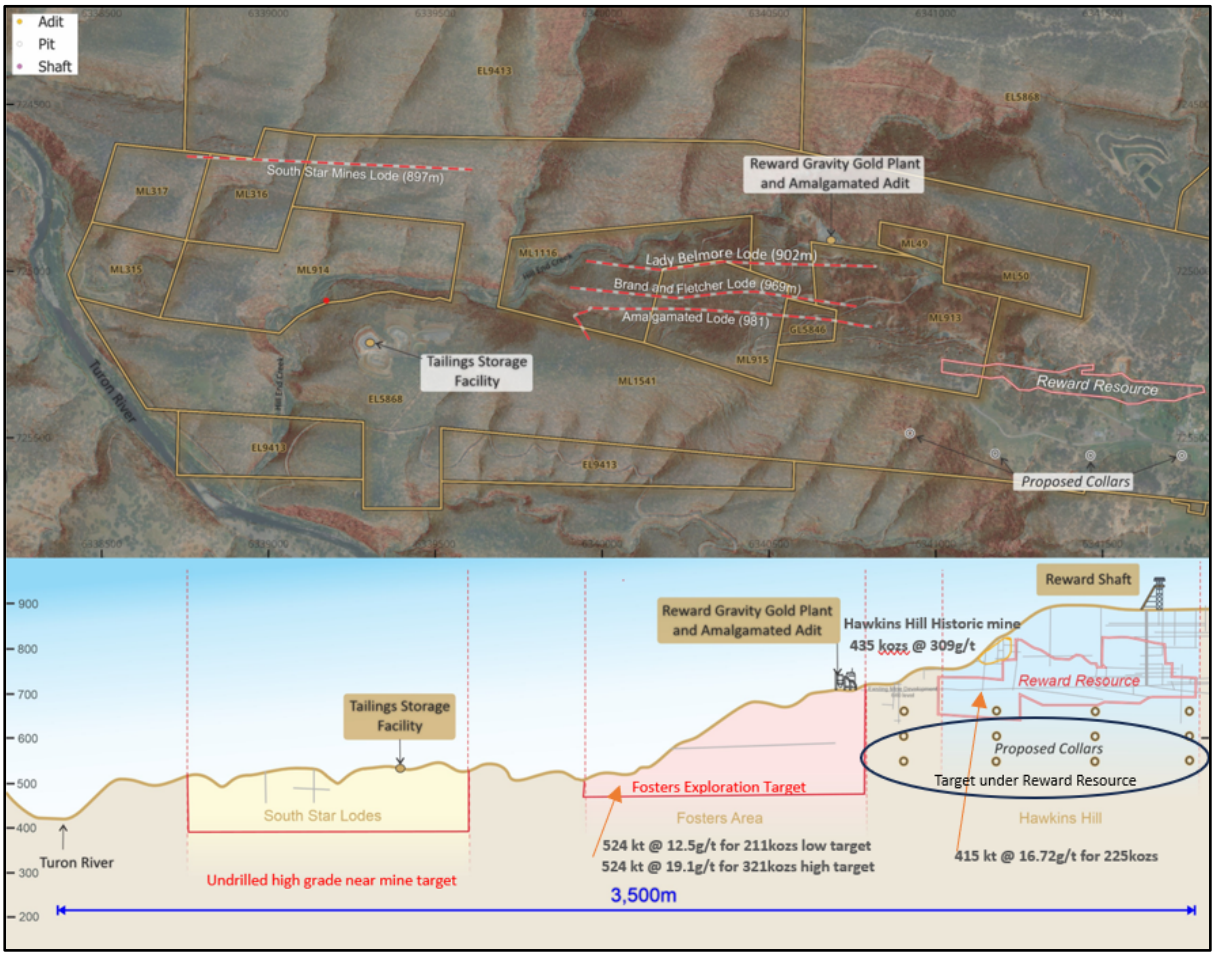

Figure 1 Showing Reward Resource, Fosters Exploration target and the South Star lodes. All of which can potentially provide feed to the Hill End Gravity plant.

STRATEGIC FOCUS

Clear Strategy set for Hill End:

1. To increase the capacity of the Gravity Gold plant in the first half of 2024.
2. To commence gold production from existing stockpiles.
3. Initiate underground mining development in the high-grade Reward Mine in 2024.
4. To be amongst Australia's highest grade gold miners.
5. To drill and add high grade gold to the global Hill End gold inventory from the large-scale gold system/s within the Hill End Corridor.
6. To achieve gold production within 12 months from the existing resource and exploration targets on granted Mining Licences utilising gravity gold recovery methods.
7. Earn a robust Safety, Environmental, Social and Governance (ESG) reputation.
8. Build shareholder value.



Figure 2 Hill End Underground Mine Infrastructure

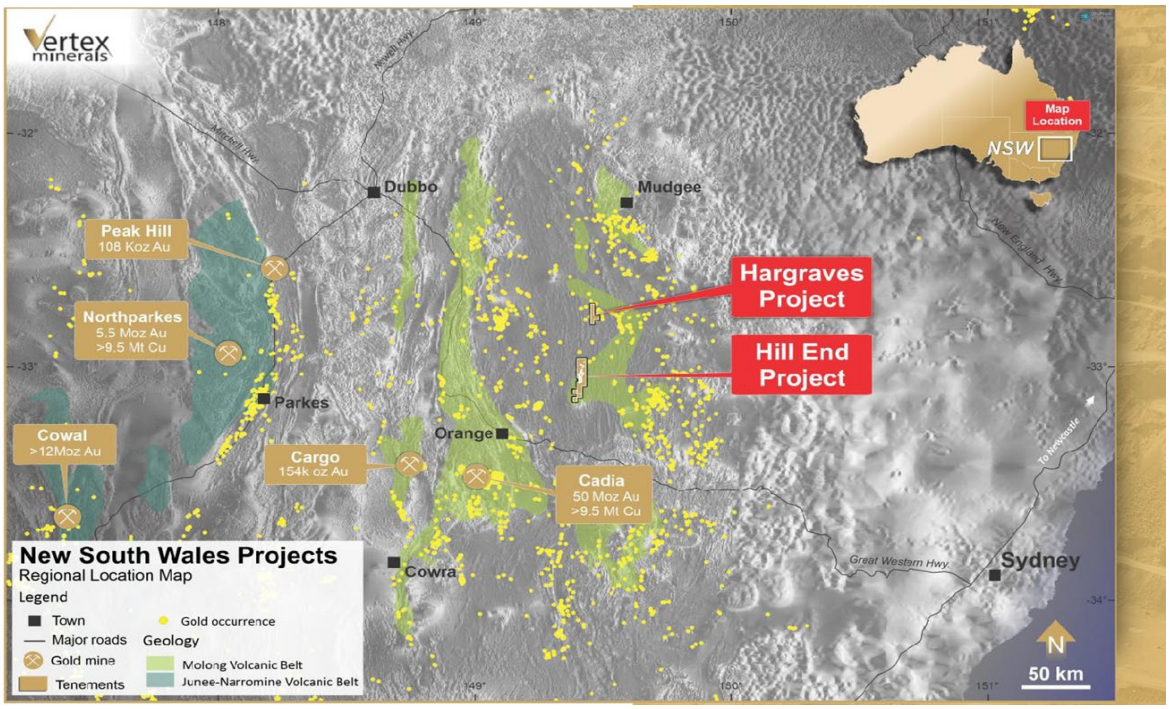

Figure 3 Location of the 100% owned Hill End Gold Mine

EVENTS SUBSEQUENT TO QUARTER END

REWARD HIGH GRADE GOLD MINE PFS

Cautionary Statement

The production target and forecast financial information referred to in this announcement comprise Indicated Mineral Resources (~75%) and Inferred Mineral Resources (~25%). There is a lower level of geological confidence associated with the Inferred Mineral Resource and there is no certainty that further exploration work will result in an upgrade to an Indicated Mineral Resource or that the production target will be achieved.

The study documented in this announcement is considered to have a +/-25% PFS level of accuracy.

The Pre- Feasibility Study referred to in this announcement is based on a JORC Mineral resources Estimate (Refer ASX Release: Vertex Reward Gold Resource Upgrade estimate 21 June 2023) the Ore Reserves and Mineral resource estimate underpinning the PFS have been prepared by Competent Persons in accordance with the 2012 JORC Code.

The Company advises that the Probable Ore Reserve provides 76% of the total milled tonnage and 75% of the total contained gold metal. The production target referred to is based on Mineral Resource estimates which are classified as Indicated (76.6%) and Inferred (23.4%)

The Pre-Feasibility Study is based on the material assumptions outlined below. These include assumptions about the availability of funding. While Vertex considers all of the material assumptions to be based on reasonable grounds, there is no certainty that they will prove to be correct or that the range of outcomes indicated by the Pre-Feasibility Study will be achieved. To achieve the range of outcomes indicated in the Pre-feasibility Study, funding in the order of $28 million will likely be required. Investors should note that there is no certainty that Vertex will be able to raise that amount of funding when needed. It is also possible that such funding may only be available on terms that may be dilutive to or otherwise affect the value of Vertex's existing shares. Given the uncertainties involved, investors should not make any investment decisions based solely on the results of the Pre-Feasibility Study.

PFS HIGHLIGHTS:

Project Life 2 years of minerals processing activities	**Gold Production** 49,890 ounces	**Gross Revenue** $150 million
Capital Expenditure $28.5 million Pre-production	**AISC** $1,712 per ounce	**Total Employment** 70 Full time employees
Free Cashflow $35.7 million pre tax	**NPV at 7%** $28.3 million pre tax	**IRR** 77% pre tax

All dollars are Australian Dollars ($) unless stated otherwise.

Key Parameters

- Life of mine pre-tax cash of $35.7 million at $3,000/oz gold price.
- 9-month payback
- Average monthly gold production of 2,169 oz over 23 months with 92% gold recovery.
- Mine design based on mechanised mining methods. Long hole open stoping with remotely operated loaders was selected as the primary stoping method.
- Planned processing of 181kt of material at a head grade of 9.3 g/t for 49,890 ounces of gold recovered.

Maiden Ore Reserve

- Probable Ore Reserve of 130kt at 9.7 g/t Au, containing 40,900 ounces of gold.
- Reserve represents 75% of LOM metal production.

Mineral Resource & Exploration

- Production schedules and financial estimates are based on Indicated Mineral Resources (~75% of Au) and Inferred Mineral Resources (~25% of Au).
- Combined Mineral Resource Estimate (MRE) for the Reward gold deposit at Hill End stands at 419,000 tonnes at 16.72g/t Au for 225,200oz Au *(VTX Announcement 21 June 2023*)

Table 1 – Reward Resource Estimate

Classification	Cut-off	Tonnes	Au (g/t)	Ounces
Indicated	4	141,000	15.54	70,500
Inferred	4	278,000	17.28	154,700
Total	**4**	**419,000**	**16.72**	**225,200**

- The best platforms for further exploration drilling are from the underground mine due to the rugged terrain of the area (see Figure 2). The proposed development provides access to explore down dip and along strike.
- Mine development provides the best opportunity to efficiently diamond drill, add to the resource base (size and confidence category) and potentially extend life of mine.

Mineral Processing

- Gold recovery of 92% achieved using gravity separation techniques. No requirement for the use of cyanide or other chemicals.
- Planned plant upgrade to 120ktpa throughput.
- Capital expenditure on processing plant of $7.3 million.

The Reward gold mine is well –placed for a simple start –up:

- The existing gravity processing plant is located adjacent to the underground mine portal (640 Level) and the Company plans to increase throughput to 120ktpa.
- The 640 Level extends into the resource and stripping and refurbishment of this development is required.
- Second egress in place with ladder way and motorised Alimak shaft conveyance.
- Some underground fleet and utility services are already in place.
- Mining Licence and DA in place for processing plant, stockpiles and the underground mine.
- Permitted residue storage has capacity for the commencement of operations.

The Board of Directors recognise that the conversion of the Inferred Resource to an Indicated Resource through more drilling would significantly enhance the Projects key financial metrics. The decision to undertake a PFS on the current resource base reflects the significantly improved exploration drilling outcomes that will be achieved through drilling from new development within the underground mine. The Project topography limits drill platforms, and the existing underground workings are all within the mineralised corridor. The workings do not provide sufficient access to the hanging wall to provide good exploration drill locations.

The positive financial outcome from the PFS provides a justification for the development of a mine plan that will significantly enhance the ability for the Company to upgrade the Inferred Mineral Resource by way of improved access. Importantly, this also allows more effective exploration of the mineralised corridor below and on strike of the existing mineral resource. Whilst exploration success is not guaranteed, it is the Board's opinion that this strategy provides the most effective way to increase mine life.
Whilst alternative development options were considered, the pathway outlined in the PFS provided a significantly more robust financial outcome and maximised the extraction of the Indicated Mineral Resource. Whilst the PFS included some Inferred Mineral Resource in the mine plan and financial models, this material was coincidental to the stope and development designs. The mine design targeted the Indicated Mineral Resource.

It is the Board's opinion that development of the mine in parallel with underground exploration drilling will provide the best opportunity to improve the Project's financial outcome.

ENVIRONMENTAL AND SUSTAINABLE MINING

- Gravity Recoverable Gold
- Low Capex and Low Operating cost
- Minimal grind 200 to 500 micron
- Potential renewable energy – Wind – pump storage
- Benign tails – potential commercial sand
- Benign waste
- Low water usage
- Re usable water
- No chemicals – no cyanide
- 23 fine gold

CORPORATE & FINANCIAL

As at 31 December, 2023, the Company held A$551,223 in cash.

Vertex's expenditure during the Quarter was as follows:

Item	A$ ('000s)
Cash Balance at beginning of Quarter	**1,236**
Sale of gold	53
Administration and Corporate Costs	(166)
Exploration and Evaluation	(247)
Acquisition of property, plant and equipment	(306)
Repayment of borrowings	(19)
Cash Balance at End of Quarter	**551**

During the quarter, the Company made payments of $137,000 to related parties in relation to Directors' fees and consulting fees for both technical and management services.

Appendix 1 – Additional ASX Information

Listing Rule 5.3.4 Use of funds

VTX was admitted to trading on the ASX on 12 January 2022. The 31 December 2023 quarter is included in a period covered by a Use of Funds statement in a prospectus lodged with ASX under Listing Rule 1.a, condition 3. A comparison of the Company's expenditure against the estimated Use of Funds statement is set out below as required under Listing Rule 5.3.4.

Expenditure item	Note	Use of Funds (2 years) $	Actual to 31 December 2023 (excluding GST) $	Variance $
Exploration at the projects	1	2,420,000	2,870,788	450,788
Cash reimbursement to project vendors		617,759	617,759	-
Expenses of the offer	2	650,000	795,065	145,065
Administration costs	1	1,060,000	1,583,632	523,632
Department of Regional NSW – bonds transfer		185,000	185,000	-
Working capital	3	887,241	173,369	(713,872)
		5,820,000	**6,225,613**	**(2,053)**

Note:

1. The Use of Funds statement covers a 2 year period whereas current actual expenditure covers the period since incorporation. Expenditure items are budgeted to be incurred over the full 2 year period with expenditure on exploration at the projects only occurring post listing.
2. Legal fees, shareholder engagement and administration fees were higher than anticipated in the offer.
3. VTX has concentrated exploration activities to date at the projects included in the prospectus.

TENEMENT INFORMATION (LISTING RULE 5.3.3)

Tenements acquired or disposed during the Quarter
N/A

Mining tenements held at the end of the Quarter

Tenement	Project	Status	Area	LOCATION
EL 5868	Hill End	Renewal Pending	16 Units	NSW
EL 6996	Hargraves	Renewal Pending	6 Units	NSW
EL 8289	Hill End	Current	1 Unit	NSW
EL 9247	Hill End	Current	2 Units	NSW
EL 9413	Hill End	Current	1 Unit	NSW
GL 5846	Hill End	Current	2.044 ha	NSW
ML 49	Hill End	Current	1.618 ha	NSW
ML 50	Hill End	Current	3.02 ha	NSW
ML 315	Hill End	Current	6.671 ha	NSW
ML 316	Hill End	Current	8.846 ha	NSW
ML 317	Hill End	Current	7 ha	NSW
ML 913	Hill End	Renewal Pending	22 ha	NSW
ML 914	Hill End	Renewal Pending	21.69 ha	NSW
ML 915	Hill End	Renewal Pending	13.27 ha	NSW
ML 1116	Hill End	Current	15.71 ha	NSW
ML 1541	Hill End	Current	279.2 ha	NSW
ELA 6466	Hill End South	Application Pending	30 Units	NSW
EPL 12008	Hill End	Issued	-	-
E77/2651	Pride of Elvire	Current	51km2	WA
E 63/2058	Taylors Rock	Current	57km2	WA
ELA 6466	Hill End South	Application Pending	30 Units	
EPL 12008	Hill End	Issued	-	-

Interests may be held directly by the Company, a subsidiary, or contractually.

Farm-in or Farm-out Agreements entered into during the Quarter
N/A

Beneficial Percentage Interests Held in Farm-in or Farm-out agreements at the end of the Quarter
N/A

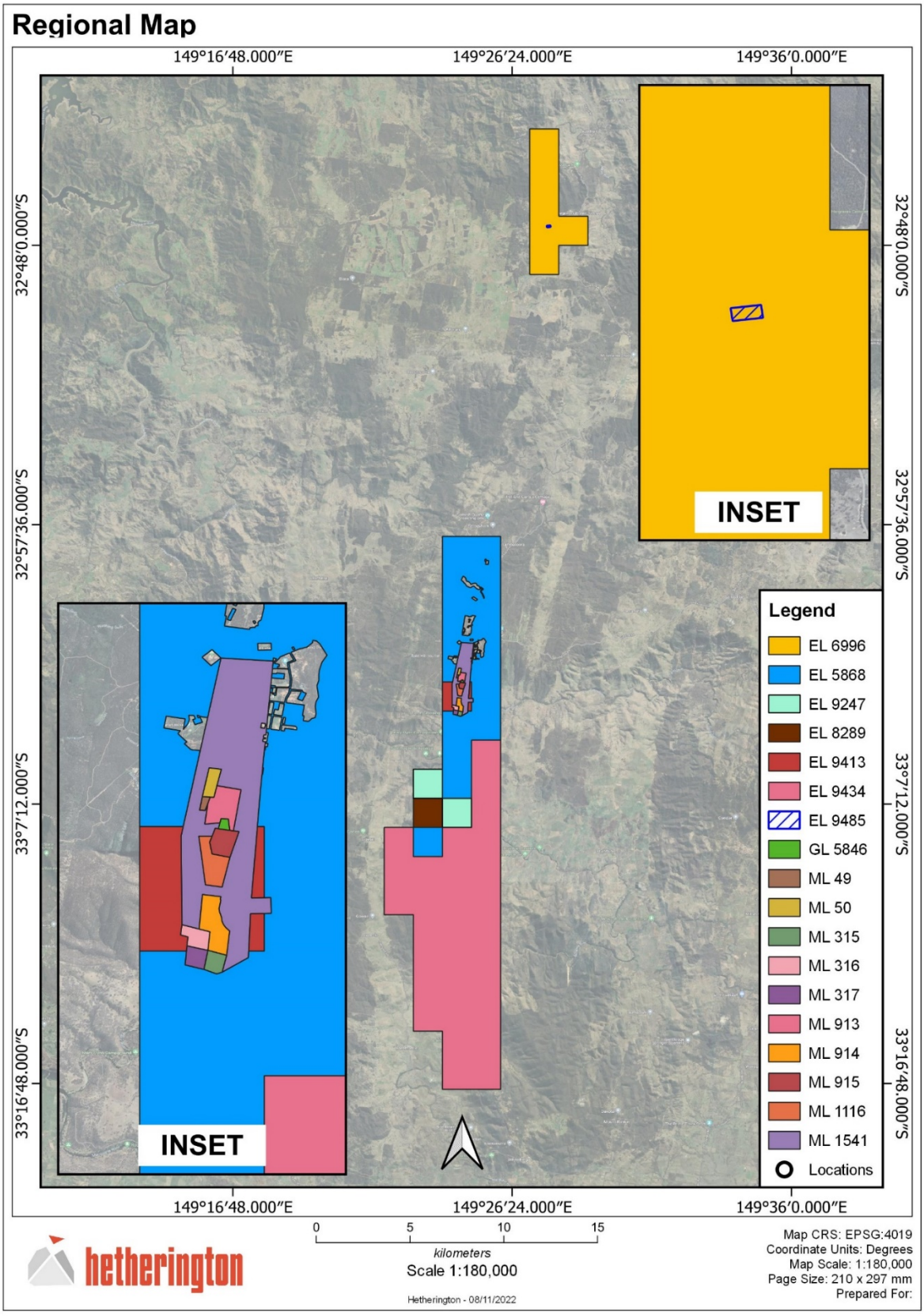
Regional Map
149°16'48.000"E
149°26'24.000"E
149°36'0.000"E
32°48'0.000"S
32°57'36.000"S
33°7'12.000"S
33°16'48.000"S
INSET
INSET
Legend
EL 6996
EL 5868
EL 9247
EL 8289
EL 9413
EL 9434
EL 9485
GL 5846
ML 49
ML 50
ML 315
ML 316
ML 317
ML 913
ML 914
ML 915
ML 1116
ML 1541
Locations
0 5 10 15
kilometers
Scale 1:180,000
hetherington
Hetherington - 08/11/2022
Map CRS: EPSG:4019
Coordinate Units: Degrees
Map Scale: 1:180,000
Page Size: 210 x 297 mm
Prepared For:

ABOUT VERTEX

Hill End NSW:

- 14km of Continuous gold lode
- Gold recovers to gravity at +90%
- Most of the line of lode only mined to the water table
- The Hill End Gold project consists of 10 mining leases & 4 Exploration licenses located in the core of the Hill End Trough on the eastern Lachlan Fold Belt.
- The area was first recognised as a gold centre in 1851 with a number of mining operations established over the following 50 years
- Modern exploration has not been completed and a program of multi-element and alteration mapping has been planned to better map out the zones of high-grade mineralisation.
- Recent completion of a full geological review of the Hill End Gold Project and an updated geological model - expected to underpin a new exploration campaign.
- Largest Gold Specimen ever to be found globally found at Hill End
- Gravity Plant on site
- Fully permitted Gravity processing licence

Hill End Project Mineral Resource Estimate				
Deposit	**Classification**	**Tonnes (kt)**	**Grade Au (g/t)**	**Contained Au (koz)**
Reward Gold Mine				
	Indicated	141	15.5	71
	Inferred	278	17.3	155
Sub Total		419	**16.7**	225
Hargraves Project				
	Indicated	1,109	2.7	97
	Inferred	1,210	2.1	80
Sub Total		**2,319**	**2.4**	**178**
Red Hill Project				
	Indicated	413	1.4	19
	Inferred	1,063	1.8	61
Sub Total		**1,476**	**1.7**	**80**
Project Total				
	Indicated	1,663	3.5	187
	Inferred	2,551	3.6	296
Grand Total		**4,214**	3.6	**483**

Fosters/Reward Exploration Target Estimate				
Deposit	Range	Tonnes (kt)	Grade Au (g/t)	Contained Au (koz)
Fosters below Reward Gold Mine				
	Lower Range	524	12.5	211
	Upper Range	524	19	320

Reward Gold Mine: 2.0g/t reporting cutoff grade
Hargraves: 0.8 g/t reporting cutoff grade (ASX Announcement 29 May 2020).
Red Hill: 0.5 g/t per block, ordinary kriging grade interpolation, classified mineral Resources Limited to 160mRL below surface. (ASX Announcement November 2015)

Hargraves NSW:

- Hargraves Gold project is located approximately 25km south of the town of Mudgee.
- The goldfield is 4 x 10 km with numerous mineralised structures with little modern exploration.
- An updated mineral resource in accordance with JORC 2012 Code was completed by SRK Consulting (Australasia) Pty Ltd (SRK).
- The Board will prioritise the development of this project by updating PFS, permitting and further drilling to increase resources.

Taylor Rock WA:

- The Taylor Rock Project is located 80km WSW of Norseman in the Southern Goldfields region of Western Australia
- The project has both Gold and Nickel potential, interesting historical intercepts include:
  - 12NLJC0005: 2m @ **0.795% Ni from 202m**
  - 12NLJC004: 2m @ **0.636% Ni from 250m**
  - 10NLJC0132: 37m @ **0.477% Ni from 205m**
    - ✓ Including 1m @ **1.02% Ni from 212m**
    - ✓ 1m @ **0.835%Ni from 206m**
    - ✓ 1m @ **0.822% Ni from 209m**
    - ✓ 1m @ **0.766% Ni from 205m**
  - LJPR0084: 3m @ **0.649%Ni from 15m**
  - LJPA0145**:**
    - ✓ 1m **@45.4g/t Au from 44m**
    - ✓ 3m **@ 9.84g/t Au from 42m**

Pride of Elvire WA:

- The tenements surround the Mt. Elvire homestead approximately 210km north of Southern Cross in Western Australia.
- Encouraging historical gold results include:

Significant Historical Intercepts from Drilling for Gold:

- ME 30: **10m @ 23.2g/t Au from 17m**
- ME 22: **2.45m @ 9.29g/t Au from 0m**
- ME 31: **1m @ 144g/t Au from 15m**
- ME 21: **2.14m @ 1.77g/t Au from 0m**

Significant Historical Rock chip results:

- 6754220mN, 757460mE: **215.3g/t Au**
- 6754220mN, 757460mE: **179.7g/t Au**
- 6759560mN, 757500mE: **43g/t Au**
- 6759700mN, 757300mE: **30g/t Au**
- 6756500mN, 757120mE: **24.4g/t Au**
- 6759560mN, 757500mE: **14.5g/t Au**
- 6756500mN, 757120mE: **5.42g/t Au**
- 6756500mN, 757120mE: **3.33g/t Au**

To learn more, please visit: www.vertexminerals.com

Stay up to date with the latest news by connecting with VTX on LinkedIn and X.

Competent Persons Statement

The information in this report that relates to the Reward Mineral Resource estimate is based on information compiled by Mr. Troy Lowien, who is a full-time employee of Groundwork Plus. Mr. Lowien is a member of the Australasian Institute of Mining and Metallurgy (FAusIMM), and has sufficient experience which is relevant to the style of mineralisation and type of deposits under consideration and to the activity which he is undertaking to qualify as a Competent Person as defined in the 2012 Edition of the "Australasian Code for Reporting of Exploration results, Mineral Resources and Ore Reserves". Mr. Lowien consents to the inclusion of the data contained in relevant resource reports used for this announcement as well as the matters, form and context in which the relevant data appears.

The information in this report that relates to Exploration Results, Exploration Targets and the Hargraves and Red Hill Resource Estimates is based on information compiled by Mr. Roger Jackson. Mr. Jackson is a Director and Shareholder of the Company, who is a Fellow of the Australasian Institute of Mining and Metallurgy (FAusIMM), Fellow of the Australasian Institute of Geoscientists and a Member of Australian Institute of Company Directors. Mr. Jackson has sufficient experience which is relevant to the style of mineralisation and type of deposits under consideration and to the activity which he is undertaking to qualify as a Competent Person as defined in the 2012 Edition of the "Australasian Code for Reporting of Exploration results, Mineral Resources and Ore Reserves". Mr. Jackson consents to the inclusion of the data contained in relevant resource reports used for this announcement as well as the matters, form and context in which the relevant data appears.

JORC Compliance Statements

This website contains references to Mineral Resource estimates, which have been extracted from previous ASX announcements. These include announcements made by Peak Resources Ltd (ASX:PUA), the parent company of VTX prior to the Company's separate listing in 2022. The Resource estimate for the Reward deposit was announced by Vertex on 23 November 2022.For full details of Exploration Results in this release that have been previously announced, refer to those announcements.

The Company confirms that it is not aware of any new information or data that materially affects the information included in the said announcements, and in the case of estimates of Mineral Resources, that all material assumptions and technical parameters underpinning the estimates in the relevant market announcements continue to apply and have not materially changed. The Company confirms that the form and context in which the Competent Persons' findings are presented have not materially modified from the original market announcements.

Forward Looking Statements and Important Notice

This report contains forecasts, projections and forward-looking information. Although the Company believes that its expectations, estimates and forecast outcomes are based on reasonable assumptions it can give no assurance that these will be achieved. Expectations and estimates and projections and information provided by the Company are not a guarantee of future performance and involve unknown risks and uncertainties, many of which are out of Vertex Minerals' control.

Actual results and developments will almost certainly differ materially from those expressed or implied. Vertex Minerals has not audited or investigated the accuracy or completeness of the information, statements and opinions contained in this announcement. To the maximum extent permitted by applicable laws, Vertex Minerals makes no representation and can give no assurance, guarantee or warranty, express or implied, as to, and takes no responsibility and assumes no liability for the authenticity, validity, accuracy, suitability or completeness of, or any errors in or omission from, any information, statement or opinion contained in this report and without prejudice, to the generality of the foregoing, the achievement or accuracy of any forecasts, projections or other forward looking information contained or referred to in this report.

Investors should make and rely upon their own enquiries before deciding to acquire or deal in the Company's securities.

On behalf of the Directors



Roger Jackson
Executive Chairman
31 January 2024

Appendix 5B

Mining exploration entity or oil and gas exploration entity quarterly cash flow report

Name of entity	
Vertex Minerals Ltd	
ABN	**Quarter ended ("current quarter")**
68 650 116 153	31 December 2023

	Consolidated statement of cash flows	**Current quarter $A'000**	**Year to date (6 months) $A'000**
1.	**Cash flows from operating activities**		
1.1	Receipts from customers	53	53
1.2	Payments for		
	(a) exploration & evaluation	(57)	(59)
	(b) development	-	-
	(c) production	-	-
	(d) staff costs	-	-
	(e) administration and corporate costs	(166)	(400)
1.3	Dividends received (see note 3)	-	-
1.4	Interest received	-	-
1.5	Interest and other costs of finance paid	(5)	(5)
1.6	Income taxes paid	-	-
1.7	Government grants and tax incentives	-	-
1.8	Other (provide details if material)	-	-
1.9	**Net cash from / (used in) operating activities**	**(174)**	**(412)**

2.	**Cash flows from investing activities**		
2.1	Payments to acquire or for:		
	(a) entities	-	-
	(b) tenements	-	-
	(c) property, plant and equipment	(306)	(776)
	(d) exploration & evaluation	(190)	(562)
	(e) investments	-	-
	(f) other non-current assets	-	-

Consolidated statement of cash flows		Current quarter $A'000	Year to date (6 months) $A'000
2.2	Proceeds from the disposal of:		
	(a) entities	-	-
	(b) tenements	-	-
	(c) property, plant and equipment	-	-
	(d) investments	-	-
	(e) other non-current assets	-	-
2.3	Cash flows from loans to other entities	-	-
2.4	Dividends received (see note 3)	-	-
2.5	Other (provide details if material)	-	-
2.6	**Net cash from / (used in) investing activities**	**(496)**	**(1,338)**

3.	**Cash flows from financing activities**		
3.1	Proceeds from issues of equity securities (excluding convertible debt securities)	-	1,668
3.2	Proceeds from issue of convertible debt securities	-	-
3.3	Proceeds from exercise of options	-	-
3.4	Transaction costs related to issues of equity securities or convertible debt securities	-	(140)
3.5	Proceeds from borrowings	-	197
3.6	Repayment of borrowings	(15)	(20)
3.7	Transaction costs related to loans and borrowings	-	-
3.8	Dividends paid	-	-
3.9	Other (provide details if material)	-	-
3.10	**Net cash from / (used in) financing activities**	**(15)**	**1,705**

4.	**Net increase / (decrease) in cash and cash equivalents for the period**		
4.1	Cash and cash equivalents at beginning of period	1,236	596
4.2	Net cash from / (used in) operating activities (item 1.9 above)	(174)	(412)
4.3	Net cash from / (used in) investing activities (item 2.6 above)	(496)	(1,338)
4.4	Net cash from / (used in) financing activities (item 3.10 above)	(15)	1,705

Consolidated statement of cash flows		Current quarter $A'000	Year to date (6 months) $A'000
4.5	Effect of movement in exchange rates on cash held	-	-
4.6	**Cash and cash equivalents at end of period**	**551**	**551**

5.	Reconciliation of cash and cash equivalents at the end of the quarter (as shown in the consolidated statement of cash flows) to the related items in the accounts	Current quarter $A'000	Previous quarter $A'000
5.1	Bank balances	551	1,236
5.2	Call deposits	-	-
5.3	Bank overdrafts	-	-
5.4	Other (provide details)	-	-
5.5	**Cash and cash equivalents at end of quarter (should equal item 4.6 above)**	**551**	**1,236**

6.	Payments to related parties of the entity and their associates	Current quarter $A'000
6.1	Aggregate amount of payments to related parties and their associates included in item 1	54
6.2	Aggregate amount of payments to related parties and their associates included in item 2	83

Note: if any amounts are shown in items 6.1 or 6.2, your quarterly activity report must include a description of, and an explanation for, such payments.

6.1 Payment of director fees in accordance with disclosed consulting agreements

6.2 Payment to directors of additional consulting fees associated with exploration and evaluation activities on terms consistent with the disclosed consulting agreements.

7.	**Financing facilities** *Note: the term "facility' includes all forms of financing arrangements available to the entity.* *Add notes as necessary for an understanding of the sources of finance available to the entity.*	**Total facility amount at quarter end $A'000**	**Amount drawn at quarter end $A'000**
7.1	Loan facilities	197	197
7.2	Credit standby arrangements	-	-
7.3	Other (please specify)	-	-
7.4	**Total financing facilities**	-	-

7.5	**Unused financing facilities available at quarter end**	
7.6	Include in the box below a description of each facility above, including the lender, interest rate, maturity date and whether it is secured or unsecured. If any additional financing facilities have been entered into or are proposed to be entered into after quarter end, include a note providing details of those facilities as well.	

7.1 $197,000 loan provided by Caterpillar Financial Australia Limited for a 3 year period at 7.5% per annum, maturing on 15 September 2026. The loan is secured against an item of equipment.

8.	**Estimated cash available for future operating activities**	**$A'000**
8.1	Net cash from / (used in) operating activities (item 1.9)	(174)
8.2	(Payments for exploration & evaluation classified as investing activities) (item 2.1(d))	(190)
8.3	Total relevant outgoings (item 8.1 + item 8.2)	(364)
8.4	Cash and cash equivalents at quarter end (item 4.6)	551
8.5	Unused finance facilities available at quarter end (item 7.5)	-
8.6	Total available funding (item 8.4 + item 8.5)	551
8.7	**Estimated quarters of funding available (item 8.6 divided by item 8.3)**	1.51

Note: if the entity has reported positive relevant outgoings (ie a net cash inflow) in item 8.3, answer item 8.7 as "N/A". Otherwise, a figure for the estimated quarters of funding available must be included in item 8.7.

8.8 If item 8.7 is less than 2 quarters, please provide answers to the following questions:

8.8.1 Does the entity expect that it will continue to have the current level of net operating cash flows for the time being and, if not, why not?

Yes.

8.8.2 Has the entity taken any steps, or does it propose to take any steps, to raise further cash to fund its operations and, if so, what are those steps and how likely does it believe that they will be successful?

Answer:

Yes. Vertex is currently in a trading halt pending an announcement regarding a capital raising

8.8.3	Does the entity expect to be able to continue its operations and to meet its business objectives and, if so, on what basis?
Yes. The Company's Directors consider that VTX will be able to raise additional funds as required to continue to fund its operations. The Company's securities are currently in a trading halt pending an announcement in relation to a proposed capital-raising.	

Note: where item 8.7 is less than 2 quarters, all of questions 8.8.1, 8.8.2 and 8.8.3 above must be answered.

Compliance statement

1 This statement has been prepared in accordance with accounting standards and policies which comply with Listing Rule 19.11A.

2 This statement gives a true and fair view of the matters disclosed.

Date: 31 January 2024

Authorised by: ...Alex Neuling.....
(Name of body or officer authorising release – see note 4)

Notes

1. This quarterly cash flow report and the accompanying activity report provide a basis for informing the market about the entity's activities for the past quarter, how they have been financed and the effect this has had on its cash position. An entity that wishes to disclose additional information over and above the minimum required under the Listing Rules is encouraged to do so.

2. If this quarterly cash flow report has been prepared in accordance with Australian Accounting Standards, the definitions in, and provisions of, *AASB 6: Exploration for and Evaluation of Mineral Resources* and *AASB 107: Statement of Cash Flows* apply to this report. If this quarterly cash flow report has been prepared in accordance with other accounting standards agreed by ASX pursuant to Listing Rule 19.11A, the corresponding equivalent standards apply to this report.

3. Dividends received may be classified either as cash flows from operating activities or cash flows from investing activities, depending on the accounting policy of the entity.

4. If this report has been authorised for release to the market by your board of directors, you can insert here: "By the board". If it has been authorised for release to the market by a committee of your board of directors, you can insert here: "By the [*name of board committee – eg Audit and Risk Committee*]". If it has been authorised for release to the market by a disclosure committee, you can insert here: "By the Disclosure Committee".

5. If this report has been authorised for release to the market by your board of directors and you wish to hold yourself out as complying with recommendation 4.2 of the ASX Corporate Governance Council's *Corporate Governance Principles and Recommendations*, the board should have received a declaration from its CEO and CFO that, in their opinion, the financial records of the entity have been properly maintained, that this report complies with the appropriate accounting standards and gives a true and fair view of the cash flows of the entity, and that their opinion has been formed on the basis of a sound system of risk management and internal control which is operating effectively.