ASX ANNOUNCEMENT

INVESTOR PRESENTATION FOR EAST-WEST SUMMIT

MELBOURNE (AUSTRALIA) 05 March 2024: Invion Limited (ASX: IVX) ("**Invion**" or the "**Company**") wishes to release the attached presentation, which will be presented by the Company's Executive Chair and Chief Executive Officer, Thian Chew, at the BioCentury-BayHelix East-West Summit in Singapore this afternoon.

This announcement was approved for release by Thian Chew, Chairman of the Board.

Investor and Media enquiries:

Thian Chew (Chairman & CEO)
T: +61 3 9692 7222
E: investor@inviongroup.com

Brendon Lau (Investor & Media Relations)
M: +61 409 341 613
E: brendon.lau@inviongroup.com

About Invion

Invion is a life-science company that is leading the global research and development of the Photosoft™ technology for the treatment of a range of cancers, atherosclerosis and infectious diseases. Invion holds the exclusive Australia and New Zealand license rights and exclusive distribution rights to Hong Kong and the rest of Asia Pacific, excluding China, Macau, Taiwan and Japan, to the Photosoft technology for all cancer indications. It also holds the exclusive rights to the technology in Asia and Oceania, excluding China, Hong Kong, Taiwan, Macau, the Middle East and Russia for atherosclerosis and infectious diseases, and subsequently acquired the rights to the United States, Canada and Hong Kong for infectious diseases. Research and clinical cancer trials are funded by the technology licensor, RMW Cho Group Limited. Invion is listed on the ASX (ASX: IVX).

About Photodynamic Therapy (PDT)

Invion is developing Photosoft™ technology as a novel next generation Photodynamic Therapy (PDT). PDT uses non-toxic photosensitisers and light to selectively kill cancer cells and promote an anti-cancer immune response. Less invasive than surgery and with minimal side effects, PDT offers an alternative treatment option aimed at achieving complete tumour regression and long-lasting remission. PDT has also demonstrated broad-spectrum activity across multiple infectious diseases, including bacteria, fungi and viruses. Photosoft has the potential to address the global challenge of antibiotic-resistant "superbugs".

CORPORATE PRESENTATION

March 2024



ASX: IVX

DISCLAIMER

The information in this presentation does not constitute personal investment advice. The presentation is not intended to be comprehensive or provide all information required by investors to make an informed decision on any investment in Invion Limited (Company). In preparing this presentation, the Company did not take into account the investment objectives, financial situation and particular needs of any particular investor. Further advice should be obtained from a professional investment adviser before taking any action on any information dealt with in the presentation. Those acting upon any information without advice do so entirely at their own risk. Whilst this presentation is based on information from sources which are considered reliable, no representation or warranty, express or implied, is made or given by or on behalf of the Company, any of its directors, or any other person about the accuracy, completeness or fairness of the information or opinions contained in this presentation. No responsibility or liability is accepted by any of them for that information or those opinions or for any errors, omissions, misstatements (negligent or otherwise) or for any communication written or otherwise, contained or referred to in this presentation. Accordingly, neither the Company nor any of its directors, officers, employees, advisers, associated persons or subsidiaries are liable for any direct, indirect or consequential loss or damage suffered by any person as a result of relying upon any statement in this presentation or any document supplied with this presentation, or by any future communications in connection with those documents and all of those losses and damages are expressly disclaimed. Any opinions expressed reflect the Company's position at the date of this presentation and are subject to change.



CLINICAL INFLEXION POINT
PDT FOR TREATMENT OF CANCERS AND INFECTIOUS DISEASES

- ❑ Clinical stage life-science company using proprietary Photodynamic Therapy (PDT) technology (Photosoft™) to treat a range of cancers and infectious diseases.
- ❑ Focus on unmet medical needs particularly in Asian-centric indications that are globally relevant
- ❑ Existing (Peter Mac, Hudson Institute) and future international partnership potential

CANCER (INV043)

- Multiple cancer indications
- Ablation and activation of immune response
- Improved efficacy of immune checkpoint inhibitor (ICI) treatments when in combination
- Topical and systemic formulations
- Strong therapeutic profile

Target Indications

- Non-melanoma skin cancer (topical)
- Solid tumour cancer TBD (IV)
- Anogenital cancer (topical)
- Additional TBD

INFECTIOUS DISEASES

- Broad spectrum antimicrobial activity
- No known drug resistance (to address AMR)
- Commercially viable focus

Target Indications

- Oral antimicrobial: Peri-implant mucositis
- Human Papilloma Virus (HPV), with Dr.inB
- Additional TBD

- Core Australian cancer development fully funded by RMW Cho Group, inventor/owner of Photosoft[1]
- Expanded Territories in cancer and AID (incl. in Asia Pacific[1], and US/Canada for ID). Invion co-contributes 25% pre-clinical & 75% clinical costs

[1] Includes Asia and Oceania (other than Australia and New Zealand, which are covered under a pre-existing distribution and licence agreement with RMW), and excludes the specified territories of China, Macau and Taiwan. The USA and Canada are included for Infectious Disease Indications.

INVION

BACKGROUND AND DEVELOPMENT TIMEFRAME: CANCER

PATHWAY TO CLINICAL TRIALS

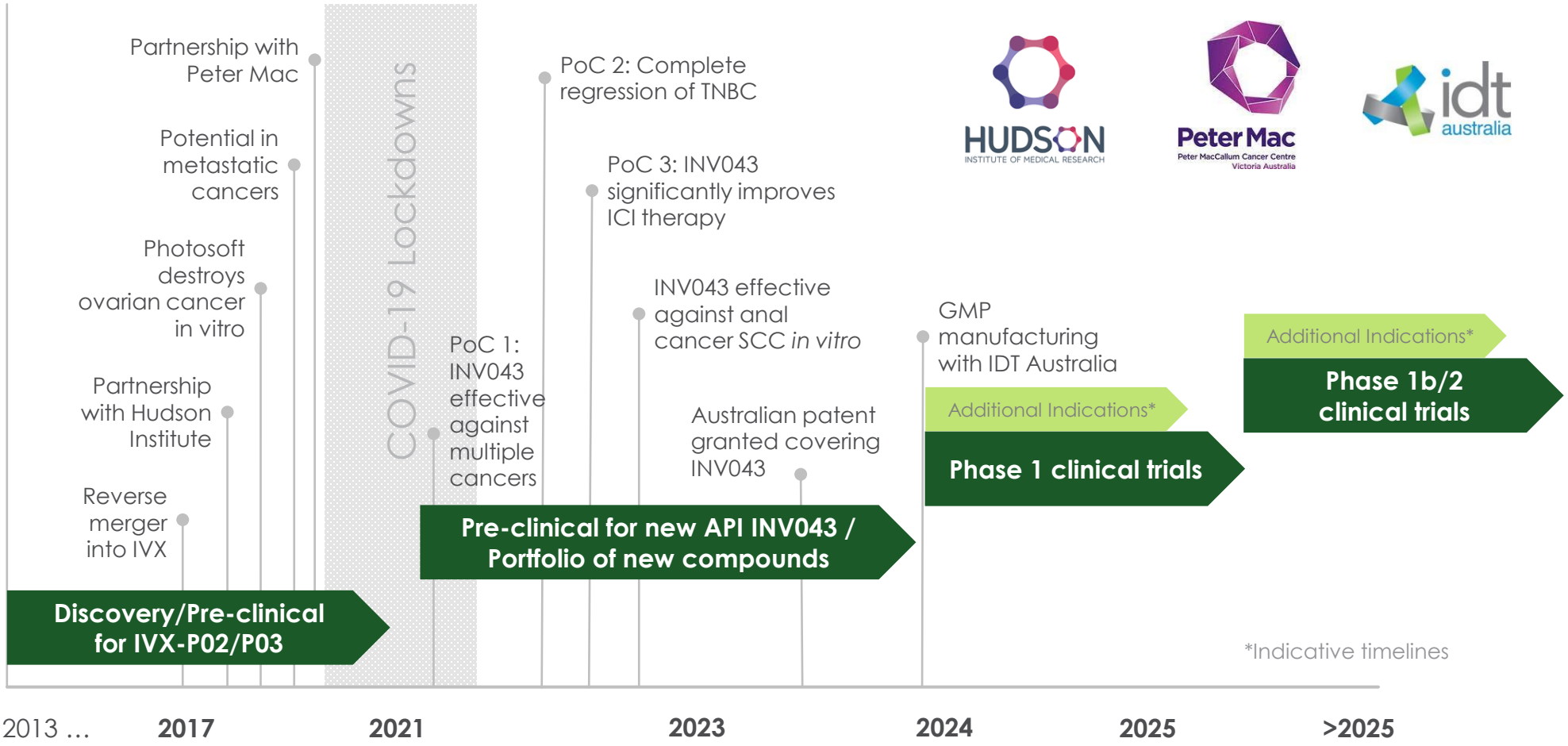

THE PHOTOSOFT™ ADVANTAGE
A NOVEL CANCER TREATMENT

NGPDT (Next-Gen PDT) is a ground-breaking technology that overcomes many of the shortcomings of early PDT technologies and aims to transform the treatment of a wide range of cancers

NGPDT is a minimally invasive modality for treating cancer that specifically identifies and destroys cancer cells whilst leaving the rest of the body's normal cells unharmed

Photodynamic Therapy (PDT) consists of three elements:

1. Combines photosensitiser compound with light-induced activation
2. Generates reactive oxygen species ("ROS") causing damage to only targeted cells
3. Direct cell death along with activation of immune response

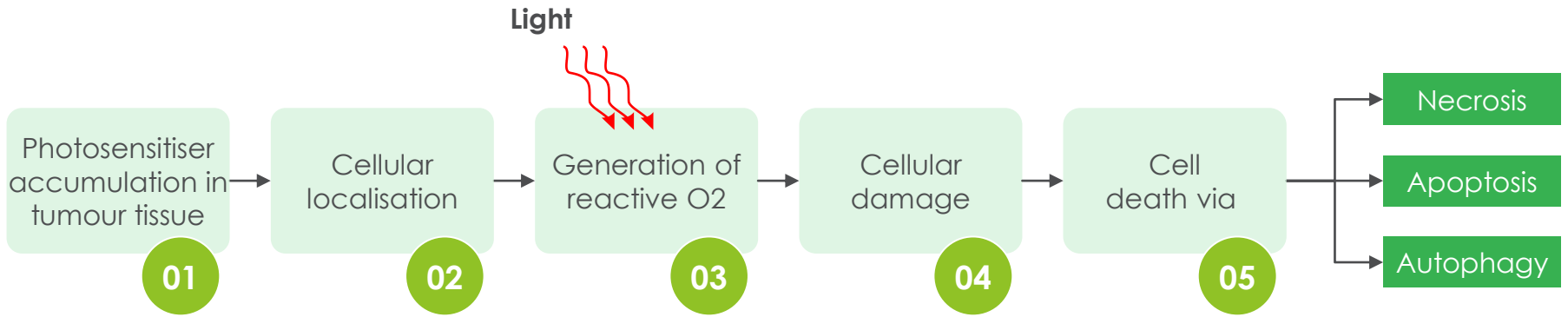

LEAD CANCER DRUG CANDIDATE INV043

MULTIPLE CANCERS ATTRACTIVE THERAPEUTIC PROFILE

Preclinical studies in lead cancer candidate INV043 show:

- Effective in regressing multiple types of cancer *in vivo*
- ~600x greater photoxicity than Talaporfin (widely used photosensitiser)
- Selectively absorbed by cancer cells and not healthy tissue
- Stimulate the body's natural immune response
- Work additively with blockbuster ICI[1] drugs
- Non-toxic, safe and limited side effects at up to 100x therapeutic dose

Supporting translation into successful clinical trials[2]

INV043 activity against multiple cancer cell types[4]

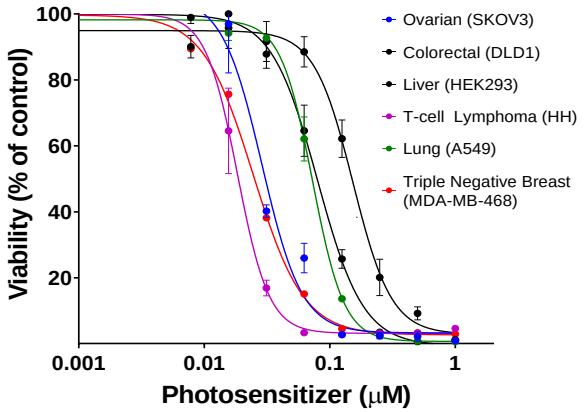

INV043 fluorescing in a tumour under light[4]

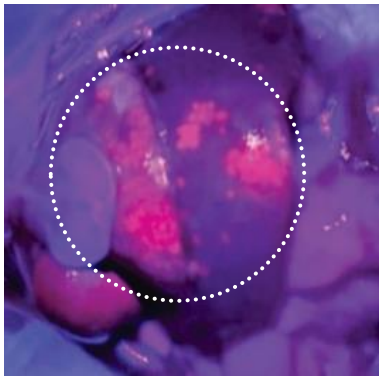

[1] *Immune Checkpoint Inhibitor (ICI) therapies are part of the Immunotherapy market*
[2] *Human Ethics submission for first NMSC clinical trial by end of CY2023*

[4] *Studies carried out by Hudson Institute*

POTENTIAL TO ACTIVATE AN IMMUNE RESPONSE
PROTECTIVE IMMUNITY AND ABSCOPAL EFFECT

"PDT has the potential to eliminate metastatic and disseminated tumor cells by promoting antitumor immunity"[1]

ABSCOPAL EFFECT[2]

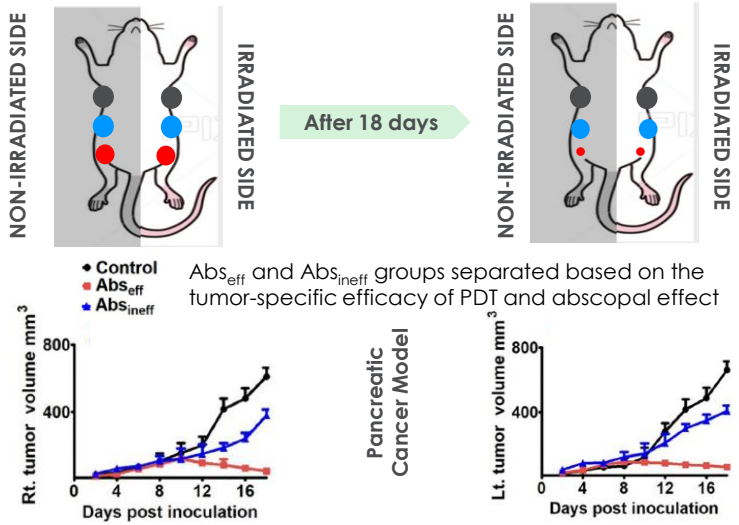

PROTECTIVE IMMUNITY

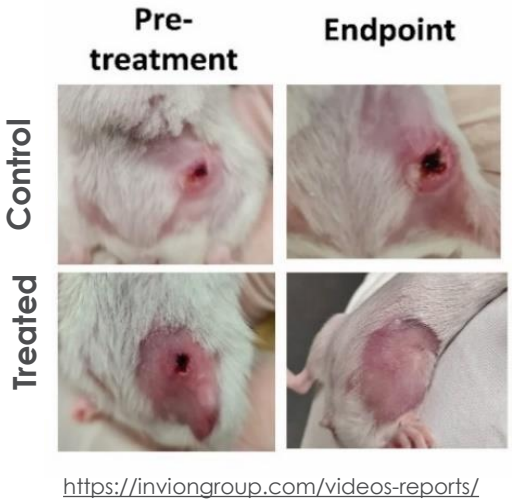

https://inviongroup.com/videos-reports/

A 2023 PDT study published in Nature[1]

- Demonstrated abscopal effect in melanoma and pancreatic cancer models by inducing T cell activation and antitumor immunity through PD-1/PD-L1 blockade[1]
- Elicited the inhibition of tumour growth
- Improved abscopal effect by enhancing T cell infiltration and inhibiting PD-1/PD-L1 interactions

"Substantial regression in tumour size observed at both right (irradiated) and left (non-irradiated) site"[1]

- Triple Negative Breast Cancer (TNBC) is a hard-to-treat cancer resistant to most chemotherapies
- Proof of Concept (PoC) pilot showed complete regression of TNBC in vivo following INV043 treatment
- Tumour mass undetectable two weeks after initial treatment and no scarring evident
- No recurrence of disease, re-challenge with TNBC implant could not re-establish new tumours, suggesting development of protective immunity

[1] Adapted from https://www.nature.com/articles/s41598-023-30256-0#citeas, using chlorin e6 photosensitizer.
[2]Abscopal Effect: When the treatment not only shrinks the targeted tumour but also untreated tumours elsewhere in the body.

COMBINATION WITH IMMUNE CHECKPOINT INHIBITORS (ICI)
IMPROVING IMMUNOTHERAPY OUTCOMES, PARTNERSHIP POTENTIAL

- Immune checkpoint inhibitors (ICI), a type of immunotherapy, is standard of care in treatment of several cancers
- **Despite widespread use of ICIs, the patient response rate can be as low as 12.5%**[1]
- Independent *in vivo* studies showed **combined INV043 and anti-PD-1** therapies achieved 80% tumour elimination

HUDSON INSTITUTE:. ~65% REDUCTION IN TUMOUR VOLUME (TRIPLE NEGATIVE BREAST CANCER, INTRATUMORAL)[2]

- 4T1 breast tumours treated using a restricted INV043 PDT protocol (intratumoural) and / or anti PD-1 antibody (intratumoral)
- Monotherapies restricted tumour growth vs untreated controls
- Combination therapy regressed and stabilized tumours and achieved a ~65% reduction in tumour size at endpoint *(n=4/group)*

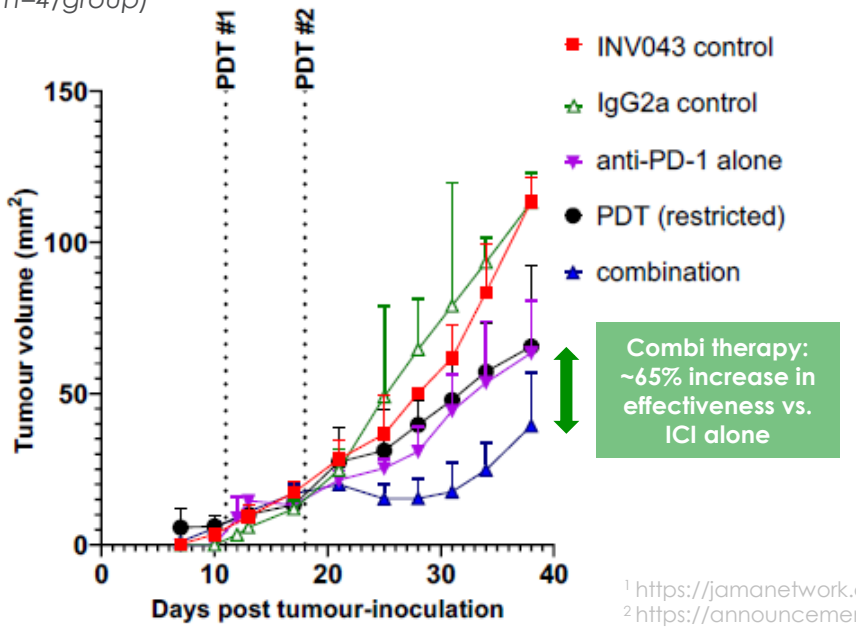

PETER MAC: ~80% RESPONSE RATE (ANAL SCC CANCER, TOPICAL)[3]

- Anal Squamous Cell Carcinoma (ASCC) tumours treated using a restricted INV043 PDT protocol (topical) and / or anti PD-1 antibody
- Monotherapies restricted tumour growth vs untreated controls, with standalone INV043 showing lower tumour volume vs ICI alone
- Combination therapy resulted in 80% tumour-free subjective at endpoint *(n=8-10/group)*

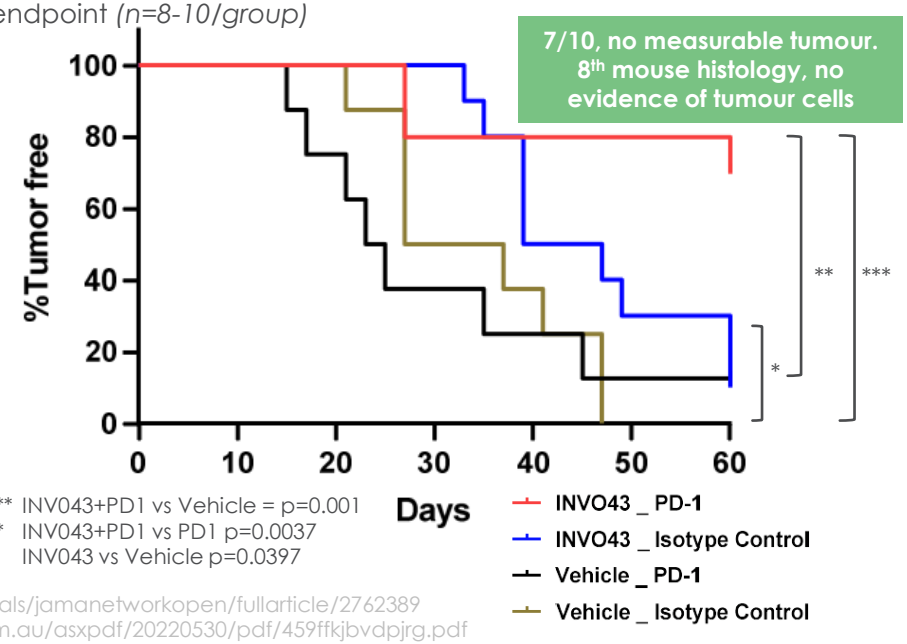

[1] https://jamanetwork.com/journals/jamanetworkopen/fullarticle/2762389
[2] https://announcements.asx.com.au/asxpdf/20220530/pdf/459ffkjbvdpjrg.pdf
[3] Per ASX announcement 4 March 2024

TREATMENT OPTIONS: MAXIMISING FLEXIBILITY FOR CLINICIANS

MULTIPLE PATHWAYS FOR DRUG AND TARGETED LIGHT DELIVERY

ROUTES OF DRUG ADMINISTRATION

TOPICAL



INTRAVENOUS



INTRATUMORAL

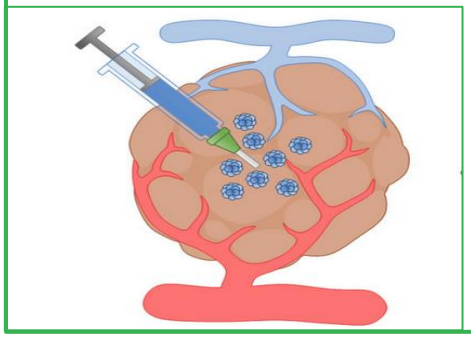

SUBLINGUAL

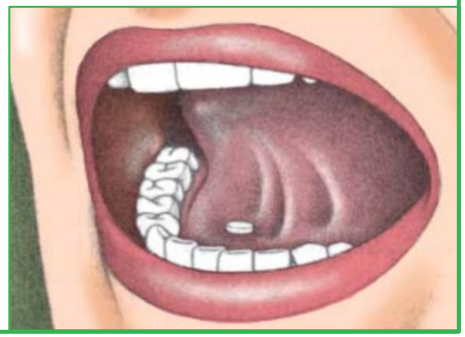

LIGHT ADMINISTRATION OPTIONS

TOPICALLY (LASER/LED)



ENDOSCOPICALLY

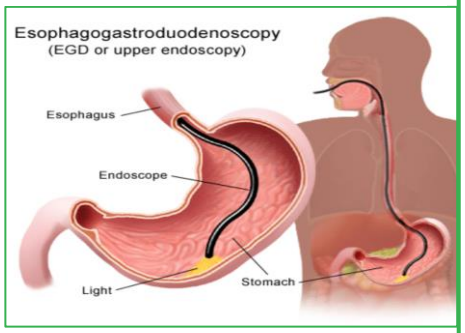

WITH OPEN SURGERY



KEYHOLE SURGERY

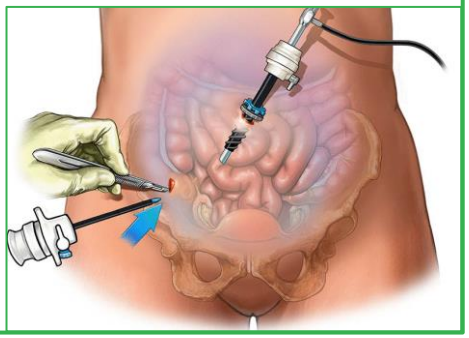

INVION

TARGET INDICATIONS AND TIMEFRAMES

MULTIPLE CLINICAL TRIALS, MULTIPLE INDICATIONS AND FORMULATIONS

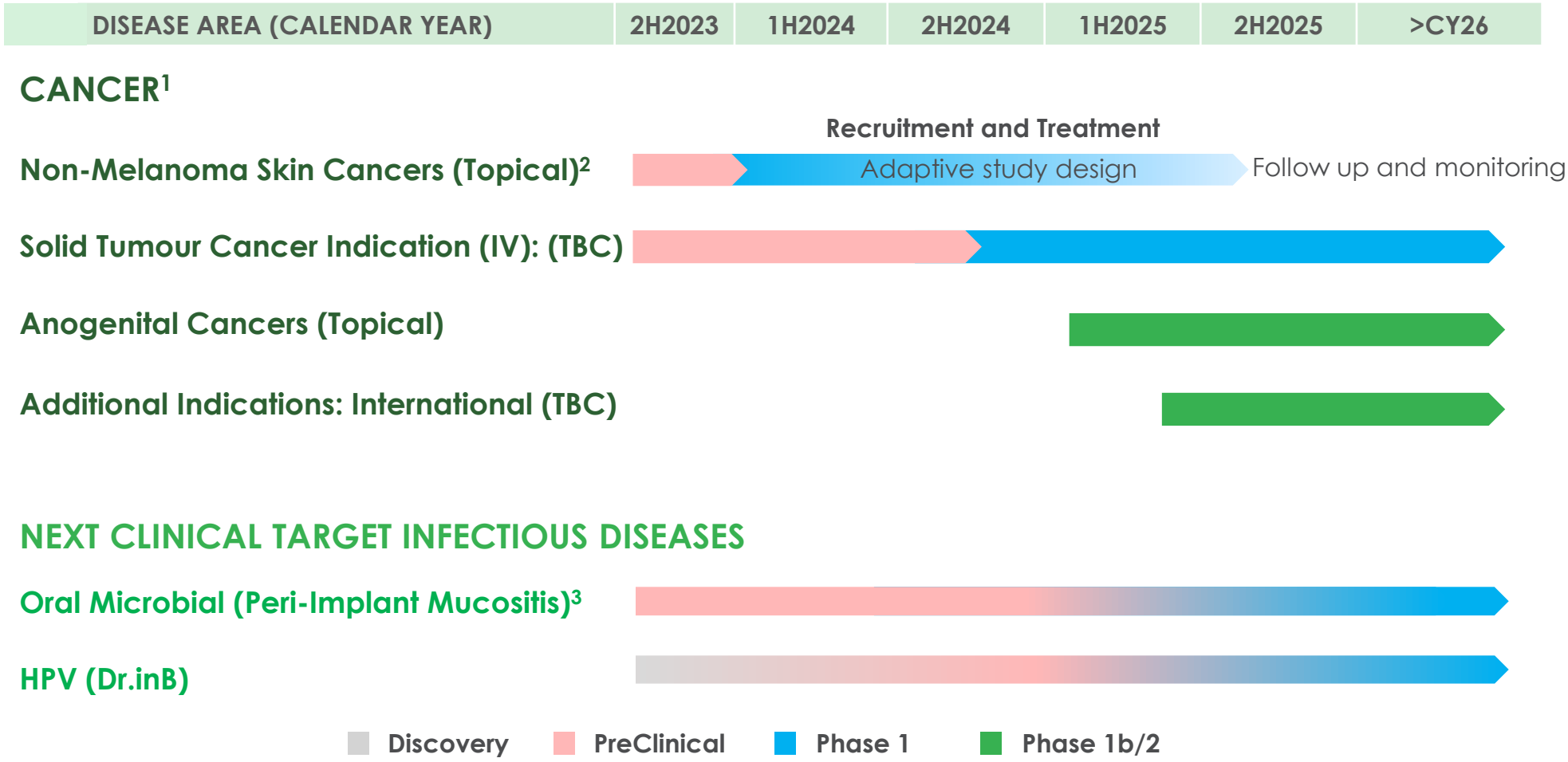

[1] RMW Cho Group ("RMW") as licensor of Photosoft™ technology, is pursuing independent research in parallel with Invion's R&D efforts including a prostate cancer trial. The research is complementary/supplemental to Invion's development program. To the extent that Invion becomes aware of material information relating to RMW's studies, Invion will release the information to the ASX in compliance with its disclosure obligations (noting however that Invion is not involved in RMW's studies and does not have direct access to information)

[2] NMSC trial uses an adaptive study design means recruitment numbers and timelines may change to accelerate the evaluation of INV043

[3] Timing subject to ongoing dialog with US FDA to determine pre-clinical requirements

EVALUATING NMSC THERAPIES[1]

IVX-PDT – POTENTIAL TO DISPLACE STANDARD OF CARE

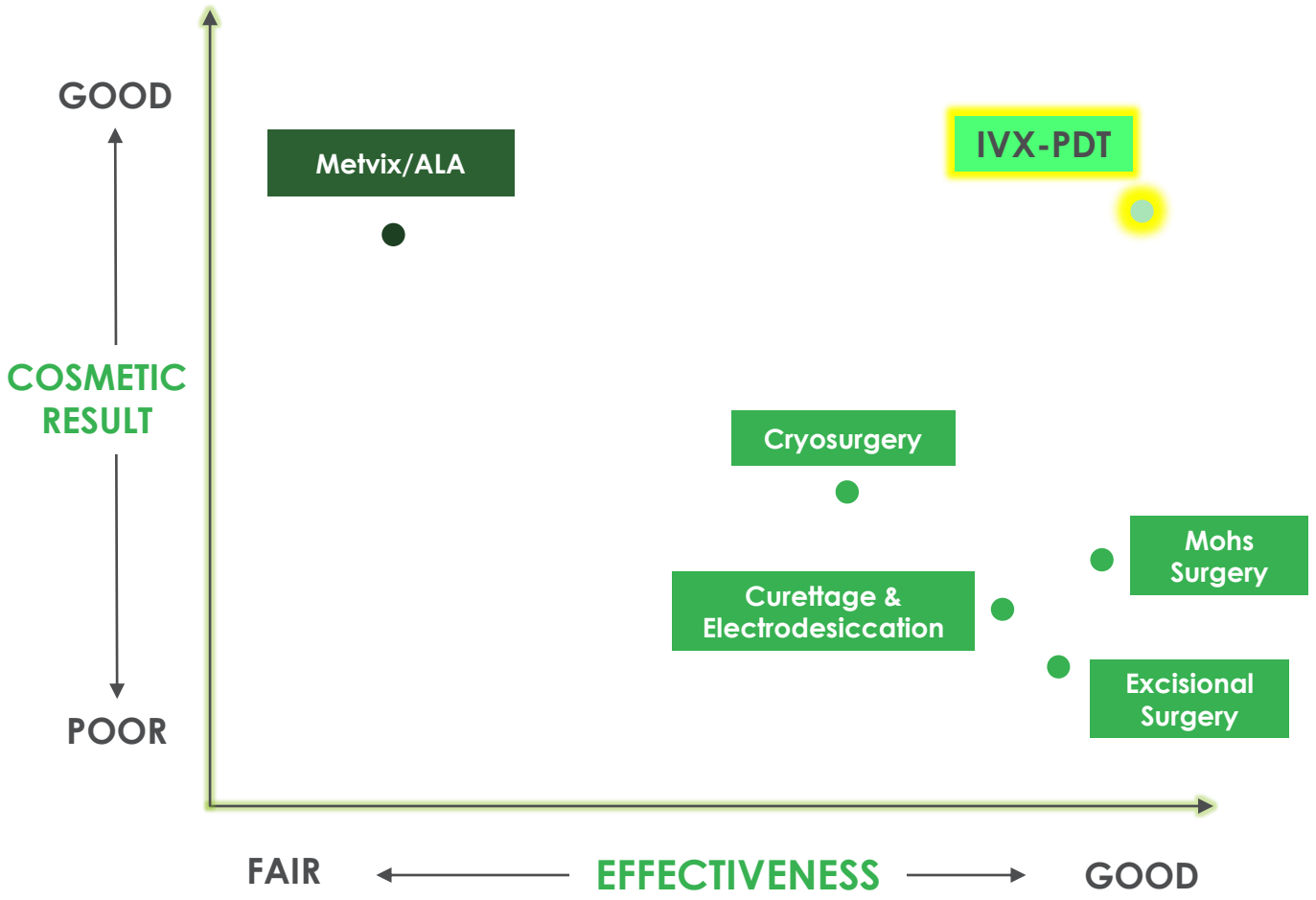

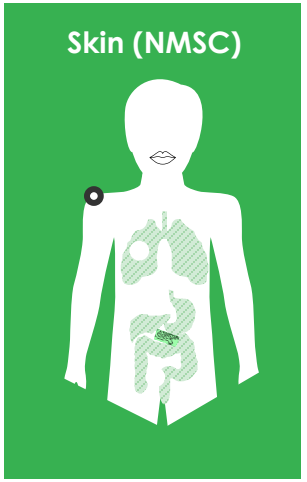

Less Pain/ Discomfort — More Pain/ Discomfort)

Based on management views

[1] https://www.aad.org/news/guidelines-to-treat-nonmelanoma-skin-cancer
https://www.ncbi.nlm.nih.gov/pmc/articles/PMC5746716/

INVION

UNLOCKING HOPE FOR CANCER PATIENTS USING PDT

ADDRESSING LIMITATIONS OF CONVENTIONAL TREATMENT OPTIONS



A **Minimally Invasive** treatment option that preserves both function and aesthetics



No Resistance Development, allowing for repeated treatments on recurring tumors without compromise



Selective Targeting preserves healthy organ tissues, thus minimizing collateral damage



Potential Adjunctive Treatment, PDT seamlessly integrates with other therapies for enhanced effectiveness

INVION

BROAD-SPECTRUM ANTI-MICROBIAL POTENTIAL

POSSIBILITY FOR SEVERAL ANTIMICROBIAL TREATMENTS – WITHOUT RESISTANCE

"Antimicrobial resistance (AMR) is one of the top 10 threats facing humanity"

***World Health Organisation*[1]**

Leading Institutions: Viroclinics conducted virus tests & ACARE (University of Adelaide) conducted bacteria and fungi tests

Broad Spectrum Potential: *In vitro* tests showed Photosoft™ to be effective against several types of pathogens, including antibiotic-resistant superbugs

Need for New Treatment Options: Potential for Photosoft™ as a new treatment class for polymicrobial infections and/or where pathogens cannot develop drug resistance

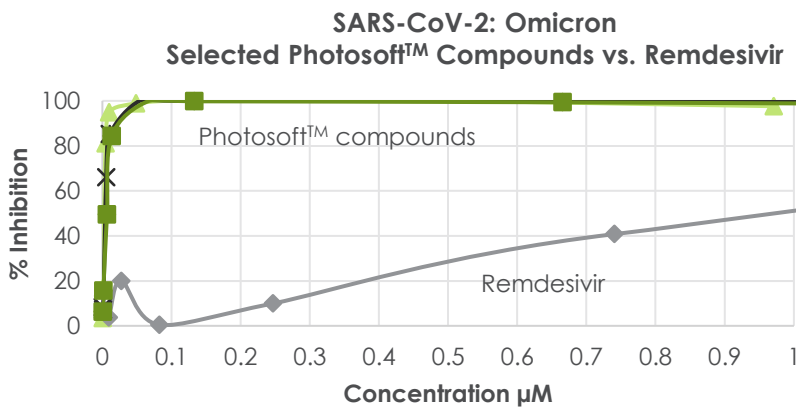

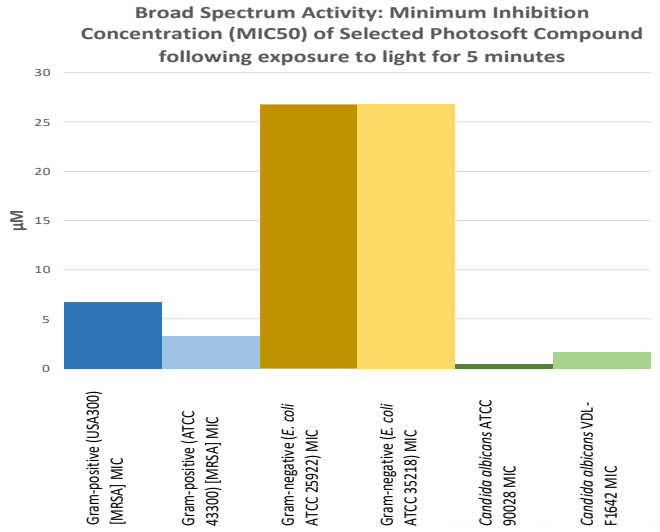

"Given the general mode of action of PDT… it is unlikely for superbugs to develop resistance to the compounds"

Prof Darren J. Trott, Director, Australian Centre for Antimicrobial Resistance Ecology (ACARE), University of Adelaide

[1] https://www.who.int/news-room/fact-sheets/detail/antimicrobial-resistance

AGREEMENT TO DEVELOP AND FUND PHOTOSOFT™ FOR HPV

HPV IS THE MOST COMMON SEXUALLY TRANSMITTED INFECTION GLOBALLY[1]

In all females, the highest (HPV) prevalence is found in Asian regions[2]

HPV distribution profile in women[2]

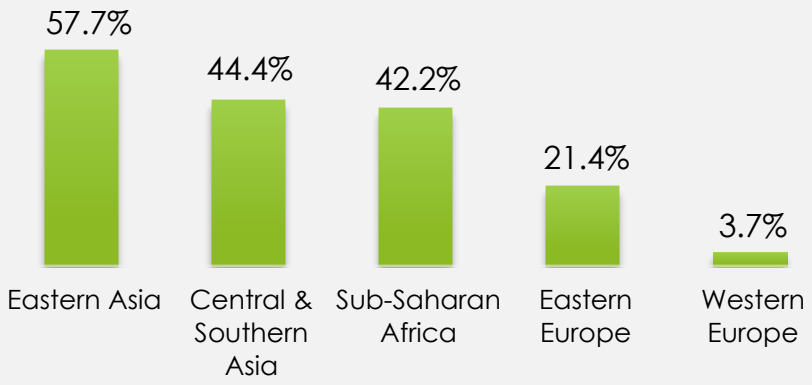

CHALLENGES IN TREATMENT

- Viral persistence and recurrence
- Limited effectiveness of current treatments – topical medications, surgical and ablative therapies
- Limited access and high cost of HPV vaccination
- Vaccine hesitancy
- Leads to anogenital and oropharyngeal cancers

DR.INB TO DEVELOP AND FUND PHOTOSOFT FOR THE TREATMENT OF HPV

- Undertake and fund evaluation plus in-human Proof-of-Concept clinical trials to test patient safety and efficacy
- Dr.inB is a leading developer of PDT treatments in South Korea backed by Hanlim Pharma. Co., Ltd.
- Collaboration provides accelerated pathway to demonstrate clinical potential of Photosoft in infectious diseases like HPV
- Invion retains all rights to Photosoft and any new IP from the collaboration

[1] https://www.cancer.gov/about-cancer/causes-prevention/risk/infectious-agents/hpv-and-cancer
[2] https://www.sciencedirect.com/science/article/abs/pii/S0264410X12010808

ADDRESSING ASIAN-CENTRIC DISEASES
ADDRESSING A GLOBALLY RELEVANT UNMET NEED

Asians comprise 6% of clinical trial patients in FDA approved drugs[2]
… yet 60% of the world is Asian

UNDER-REPRESENTATION IN DRUG DEVELOPMENT

Ethnic Breakdown of Clinical Trials for 2020 Approved Drugs[2]

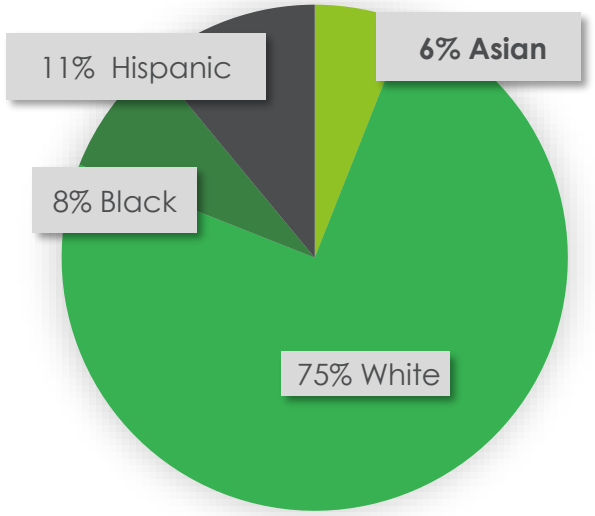

MISMATCH WITH GLOBAL INCIDENCE

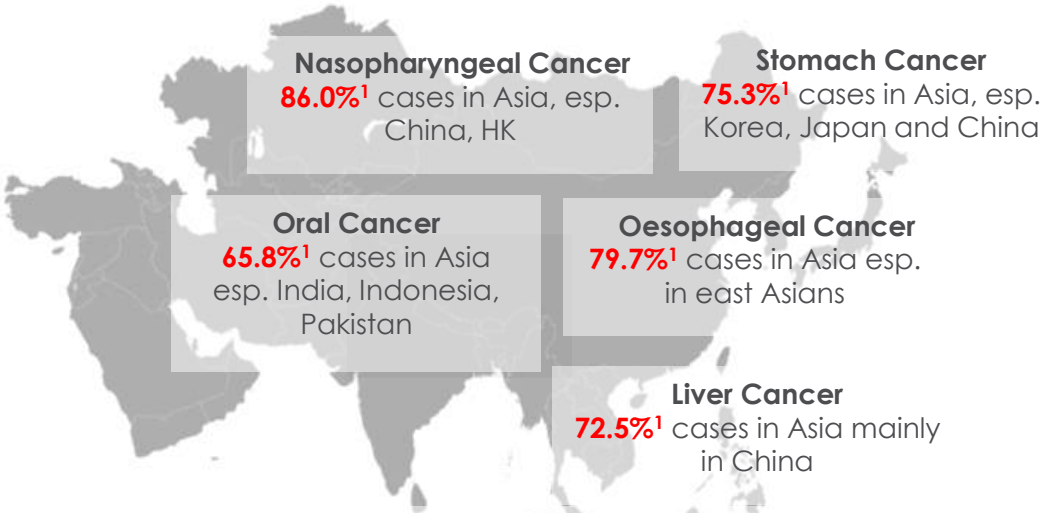

Nasopharyngeal Cancer
86.0%[1] cases in Asia, esp. China, HK

Stomach Cancer
75.3%[1] cases in Asia, esp. Korea, Japan and China

Oral Cancer
65.8%[1] cases in Asia esp. India, Indonesia, Pakistan

Oesophageal Cancer
79.7%[1] cases in Asia esp. in east Asians

Liver Cancer
72.5%[1] cases in Asia mainly in China

Non-Smoker Lung Cancer
60-80% women in Asia with lung cancer are non-smokers[3] (esp. China). Highest among Asian American females in US[4]

[1] https://gco.iarc.fr/today/fact-sheets-cancers GLOBOCON 2020
[2] Source: Food and Drug Administration – 2020 Drug Trials Snapshots Summary
[3] https://www.ncbi.nlm.nih.gov/pmc/articles/PMC7431055/#b12-ms117_p0375
[4] https://med.stanford.edu/content/dam/sm/care/communityheathtalk/Stanford-Community-Health-Talk-LCINF-FANS-2-21-2022.pdf

INVION

Stanford Center for Asian Health Research and Education (CARE)

- Only medical center among top universities in the US dedicated to enhancing the precision health of Asians globally
- Rooted in Stanford Medicine's pioneering precision health approach, we are committed to targeted prediction, prevention, and curing of diseases
- By addressing Asian health disparities and advancing precision health for Asian populations worldwide, CARE aims to revolutionize health outcomes

Our Mission

To elevate understanding, enable research / education, and positively impact clinical care to transform Asian health in patients, providers and the community

Stanford MEDICINE | Center for Asian Health Research and Education

CARE Precision Asian Health Framework

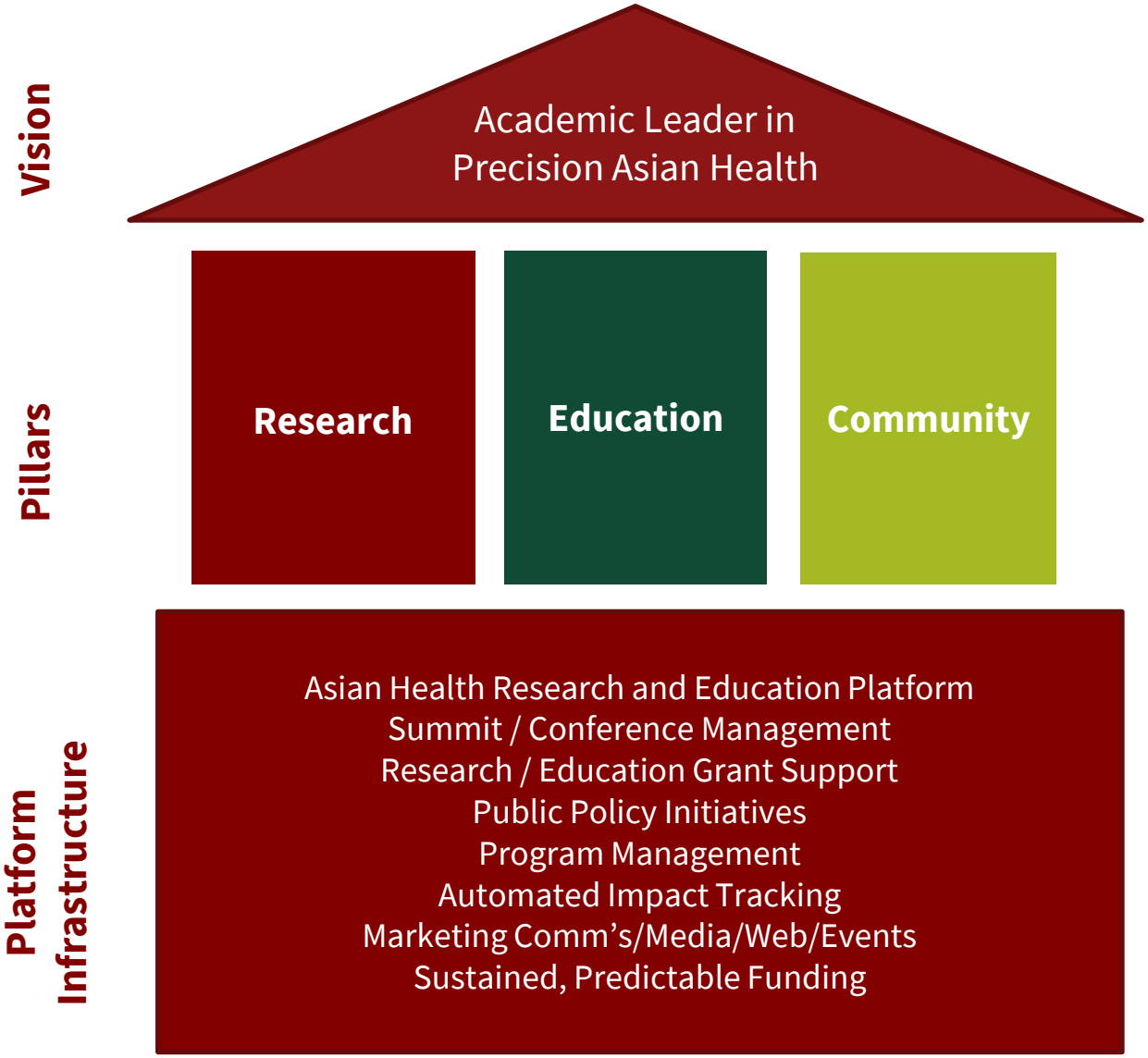

Stanford MEDICINE | Center for Asian Health Research and Education


INVION
TM



APPENDICES

TUMOUR REGRESSION *IN VIVO*
SIGNIFICANT REGRESSION ON MULTIPLE TUMOUR TYPES

- INV043 was used to treat implanted T-cell lymphoma, breast and pancreatic cancers *in vivo*
- Low dose (0.1mg/kg) administered by intra-tumoral injection and laser light applied after 1.5 hours. Treated twice over a 24 hour period. Control animals received either laser or INV043 alone. Tumours measured for 1 week following treatment to assess change in tumour size
- **Significant tumour regression was achieved in all cases**

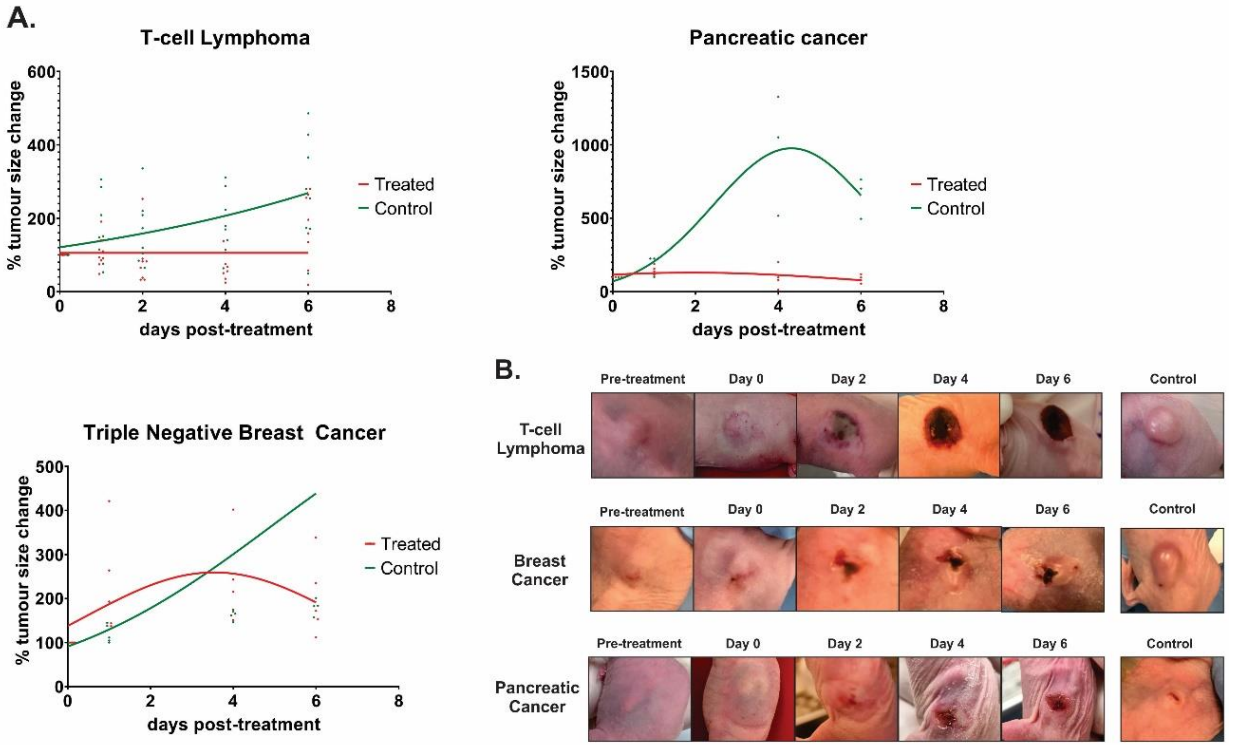

(A) All tumour types regressed following treatment, as determined by decrease in measurable volume. Significant reduction in tumour volume was recorded for all treated mice relative to untreated controls

(B) Immediately following laser activation tumour tissue became less palpable and developed a "bruised" appearance. Necrosis of tumour evident within 2 days as a distinct darkening of tumour mass beneath the skin. Followed by formation of a visible eschar in all cases after 2-4 days. Neither laser nor INV043 alone had any measurable effect

(n=4-8 / group)

PETER MAC COMBINATION ICI AND INV043 STUDY
STUDY DESIGN

- The study was conducted by Peter Mac using immune competent anal squamous cell carcinoma (ASCC) in vivo models
- INV043 was topically applied to 6-8 week old C57BL/6 mice followed 3 hours later with 71 J/cm2 of 660nm light on Day 0 and Day 3. On Days 2, 6, 10 and 14 PD-1 was administered by intraosseous infusion as per the below schematic diagram
- Peter Mac generated an anal SCC line using a transgenic mouse model (CE cell line)
- **Four groups: Combination INV043 + Anti-PD-1, INV043 alone, Anti-PD-1 alone, control (n=8-10/group)**

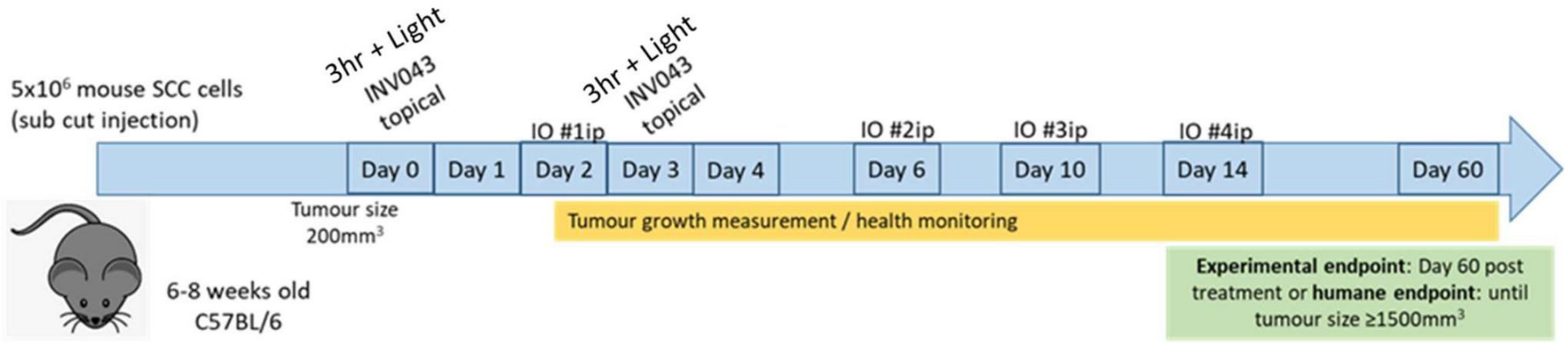

PETER MAC COMBINATION ICI AND INV043 STUDY
FINDINGS AND IMPLICATIONS

- **Combination therapy using INV043 with ICIs led to ~80% control of ASCC tumours** at study endpoint, compared with ICI therapy alone, which achieved ~12% control. Results were statistically significant
- Mice under combination treatment maintained healthy weight with **no negative side effects** noted
- Opens **additional treatment options** for upcoming clinical trial programs that span multiple cancers
- **ASCC has potential for orphan designation** – leading to an expedited regulatory approval process
- Findings reinforce potential for **collaboration partnerships using combination therapies** to extend the patent life of blockbuster ICIs

AVERAGE TUMOUR VOLUMES SUBSTANTIALLY LOWER IN COMBINATION TREATMENT GROUP

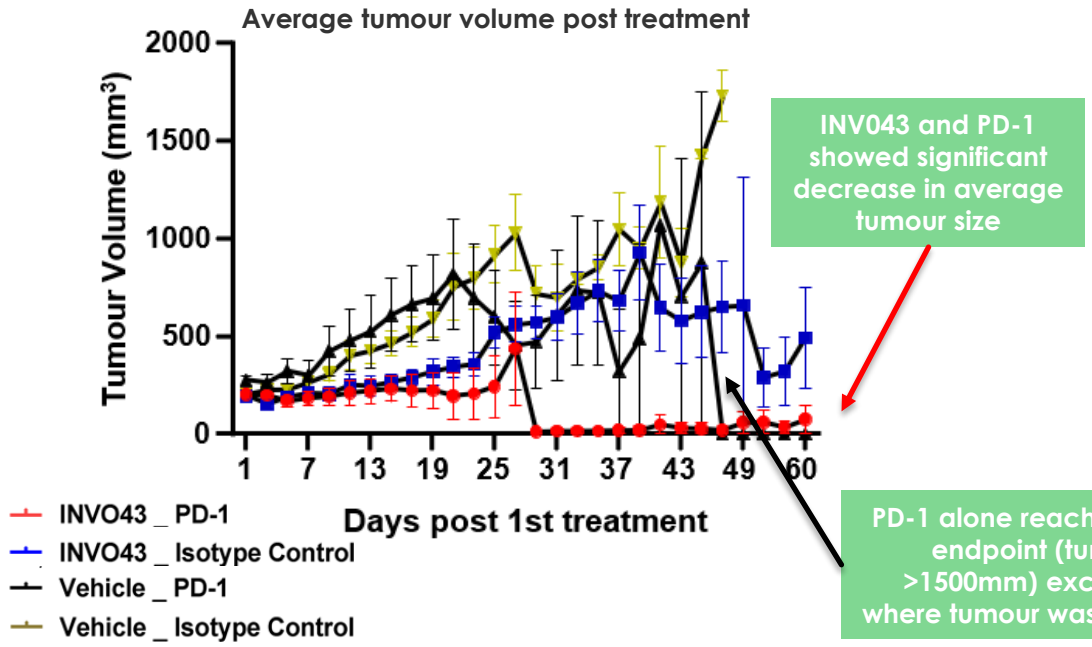

STANDALONE INV043 EXHIBITED LOWER TUMOUR VOLUMES THAN STANDALONE ICIs

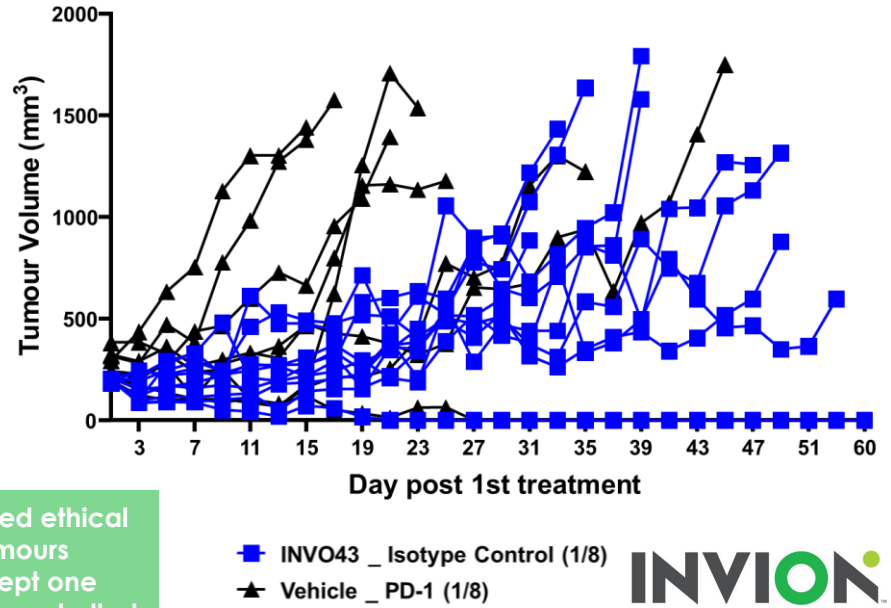

INVION

NON-MELANOMA SKIN CANCER (NMSC)

THE WORLD'S MOST COMMON CANCER : SKIN CANCER[4]

Australia: Highest skin cancer incidence globally[2]

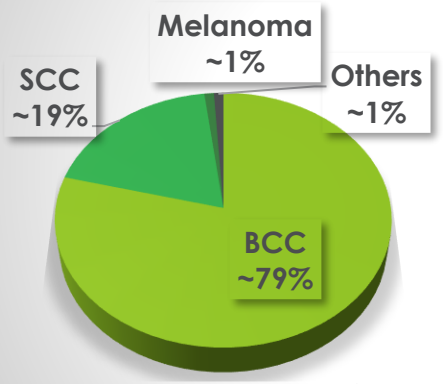

Non-Melanoma Skin Cancer[1]
5-Yr Prevalence Worldwide 6.5M[2]

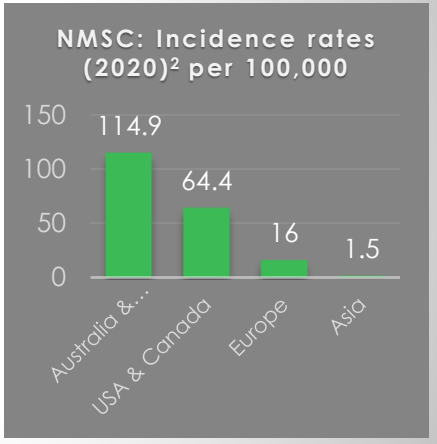

BASAL-CELL CARCINOMA

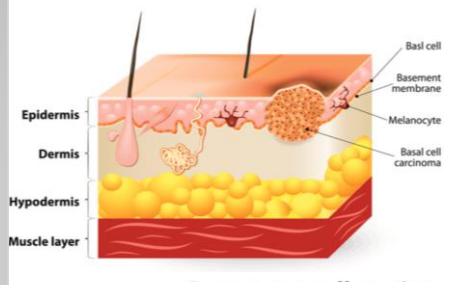

SQUAMOUS- CELL CARCINOMA

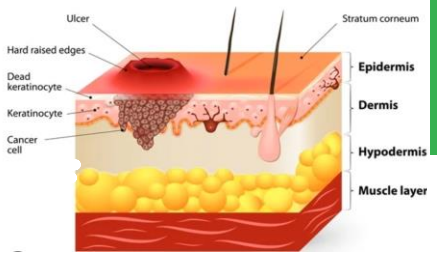

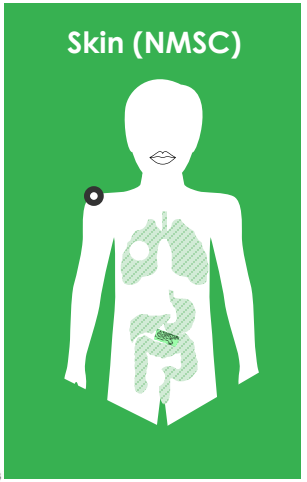

BCC: Basal Cell Carcinoma | SCC: Squamous ell Carcinoma | MCC: Merkel Cell Carcinoma

EPIDEMIOLOGY AND RISK FACTORS[3]

- **Major factor:** UV-rays exposure
- **Genetics**: Family history of skin cancer
- **Skin pigmentation**: Fair-skinned > Dark-skinned
- **Age**: Older individuals
- **Gender**: Men > Women
- **Association**: Human Papilloma Virus, certain chemicals

UNMET MEDICAL NEEDS

- Standard treatment option: Surgery, often leads to scarring and pain
- Inconsistent treatment outcomes
- Side effect management (radiotherapy, brachytherapy, chemotherapy)
- Need for more effective and less invasive treatment options for advanced cases

[1] https://www.cancer.net/cancer-types/skin-cancer-non-melanoma/introduction
[2] Source ; GLOBOCON 2020, WHO
[3] https://www.ncbi.nlm.nih.gov/pmc/articles/PMC7432795/
[4] https://amp.cancer.org/cancer/types/melanoma-skin-cancer/about/key-statistics.html

INVION

PHASE 1/2 NON-MELANOMA SKIN CANCER TRIAL DESIGN[1]

ADAPTIVE DESIGN: SAFETY AND TOLERABILITY, DOSE OPTIMISATION, EFFICACY

- **Increased Optionality:** Open label adaptive trial design (3+3 light dose / dose light interval escalation[2]) enables flexibility in size and timing, with option for repeat treatment depending on response
- **Ahead of the Curve**: Earlier parts focus more on safety and tolerability, later parts more on dose and schedule optimization, and efficacy
- **Significant Cancer Market**: Cutaneous Squamous Cell Carcinoma (cSCC) and superficial Basal Cell Carcinoma (sBCC)

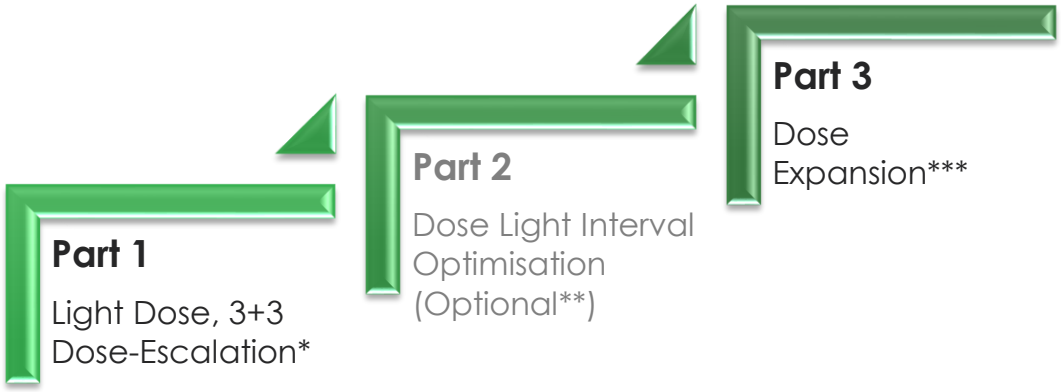

ENDPOINTS

- Safety and tolerability including Dose Limiting toxicity (DLT)
- Light dose, dose light interval investigations
- Anti-tumour activity
- Pharmacodynamic investigations (exploratory)

INV043 dose is fixed at 0.5% w/w ointment for dermal application.

Wavelength: 660 nm; Intensity: 100 mW/cm²

* If suboptimal clinical activity is noted in Part 1, the Safety Review Committee (SRC) may decide to open enrolment in Part 2 to optimise the DLI for PDT with INV043 at any light dose level that has been deemed to be safe by the SRC

** Following completion of at least 1 cohort in Part 2, SRC may decide to return to escalate the light dose and re-open Part 1 light dose escalation

*** Part 3 of study will investigate the anti-tumour activity of PDT, further assess the safety and tolerability of INV043 given at the recommended doses for future exploration of the light dose and DLI determined in Part 1 and (if applicable) the DLI in Part 2

[1] Subject to Human Research Ethics Committee (HREC) approval

[2] In a "3+3 design," three patients are initially enrolled into a given dose cohort. If there is no DLT (dose limiting toxicity) observed in any of these subjects, the trial proceeds to enroll additional subjects into the next higher dose cohort.

INVION

ORAL PERIODONTAL DISEASES

19% OF GLOBAL ADULTS SUFFER FROM SEVERE PERIODONTAL DISEASES[1]

Oral periodontal diseases are one of the major public health challenge in South-East Asia – WHO[5]

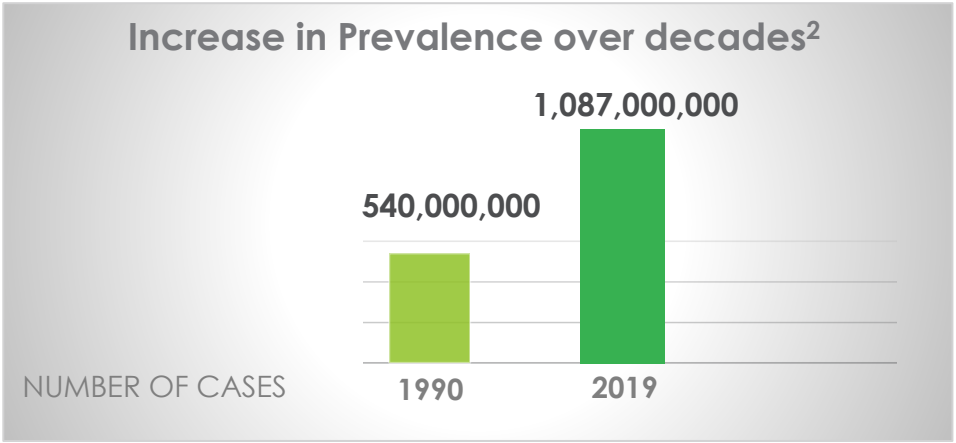

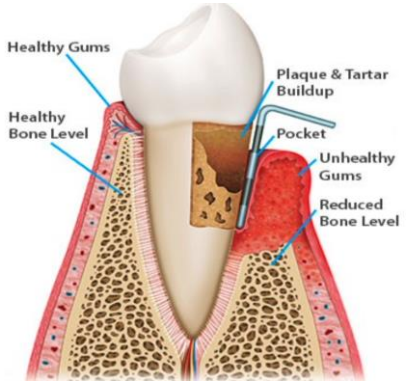

"20% of Implant patients suffer from peri-implantitis, which if left untreated leads to implant loss."[6]

RISK FACTORS[3]

- **Dietary factors**: High Sugar, low-fibre diet
- **Association:** Diabetes, osteoporosis, plaque, smoking, tobacco
- **Genetics**
- **Age:** Mostly older population

CHALLENGES IN CURRENT TREATMENTS[4]

- Need for accessibility to deep pockets without surgery
- Post-operative complications after surgery
- Recurrence
- Resistance development to antibiotics
- Side effects of antibiotic therapy, local inflammation
- Patient compliance

[1] https://www.who.int/news-room/fact-sheets/detail/oral-healthhttps://www.who.int/news-room/fact-sheets/detail/oral-health
[2] https://onlinelibrary.wiley.com/doi/epdf/10.1111/odi.14436
[3] https://www.perio.org/for-patients/gum-disease-information/gum-disease-risk-factors/v[4] https://www.ncbi.nlm.nih.gov/pmc/articles/PMC3216136/
[4] Carranza's Clinical Periodontology- Tenth Edition
[5] https://www.who.int/publications/i/item/9789290210061
[6] https://pubmed.ncbi.nlm.nih.gov/28478213/

INVION

INVION DENTAL KIT[1]

POTENTIAL TO ADDRESS PERIODONTAL NEEDS, EFFICIENT PATH US FDA APPROVAL

INVION DENTAL RINSE



INVION DENTAL DEVICE

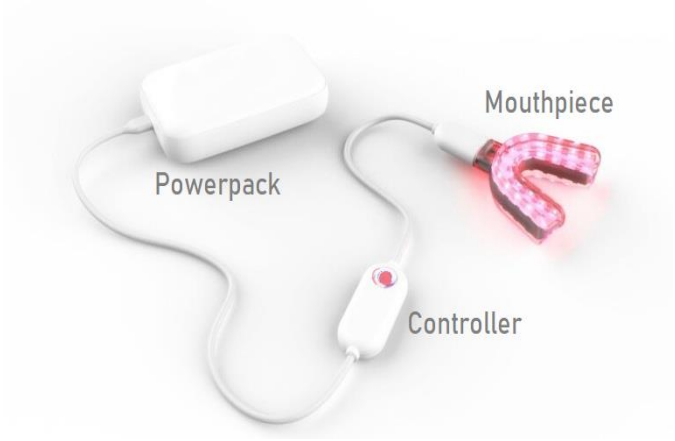

What Periodontists are looking for

- Alternatives to antibiotic therapy
- Tackling the menace of biofilms
- Non-surgical access to deep pockets
- Comfortable and effective treatment options for patients
- Ensuring longevity of costly tooth implants

[1] Concept application for illustration purposes only, may be amended based on further developments and subject to FDA review

MARKET OVERVIEW

$0.005

(@ 28 February 2024)

Market Cap
A$32.1m

Focus	Clinical-stage life sciences company developing the Photosoft™ technology as a treatment for a range of diseases including cancers
Issued Shares	6.4 B
Cash (@ 31 December 2023)	AUD $1.9M
Revenue (Year ended 30 June 2023)	$4.1M
Symbol/ Exchange	ASX: IVX

1-Year Price and Volume



Source: Market Index

Top 10 Shareholders	%
POLAR VENTURES LIMITED	8.49
BNP PARIBAS NOMINEES PTY LTD <IB AU NOMS RETAILCLIENT DRP>	8.33
RMW CHO HEALTH TECHNOLOGY LIMITED	5.01
RMWC PTY LTD <RMWC FAMILY A/C>	4.90
MR HONSUE CHO	4.43
NGPDT GREATER CHINA LIMITED	4.25
MEI JUN LIN	4.24
ACSLNC PTY LTD <ACSLNC FAMILY A/C>	3.50
CITICORP NOMINEES PTY LIMITED	2.53
SUREFIT CAPITAL PTY LTD	2.34
TOTAL	**48.02**

EXPERIENCED TEAM
THE RIGHT EXPERTISE FOR SUCCESS



THIAN CHEW
EXECUTIVE CHAIRMAN & CEO
- Co-Founder, Chronic Airway Therapeutics
- Advisory Board, Stanford Medicine CARE
- Executive Director, Goldman Sachs
- Director, KPMG Consulting, Senior Manager KPMG
- Adj. Prof. HKUST, MBA/MA Wharton School



DR AMY PRAWIRA
MEDICAL CONSULTANT
- Founder/CEO, Obatica Pty Ltd (engaged to assist with clinical trials)
- 12+ years in clinical oncology and trials
- Investigator with experience in over 90 early phase clinical trials
- Head, Cancer Trials and Research Unit, Prince of Wales Hospital (Sydney)



KIM STEEL
CLINICAL TRIAL MANAGEMENT
- 18+ years managing global and clinical drug and device studies from Phase 1-IV across 14 countries
- Managing Director, SAPRO Consulting
- Project Director, Novotech
- Project Manager, Pacific Clinical Research Group



ALEXANDER BENNETT
TECHNICAL ADVISOR, LIGHT DEVICES
- 35+ years in R&D, manufacturing and commercialisation of scientific instrumentation incl. ISO certifications
- GM Forensic Light Sources, Rofin Australia.
- Led Medical Light Source trial for PDT in skin cancers Peter MacCallum Cancer Centre



SCOTT CARPENTER
PROGRAM DIRECTOR
- Director Business Development, Starpharma
- Program Manager, AusBiotech
- Regulatory Affairs, Bayer CropScience
- MBA Melb Business School, B. Applied Science RMIT



NICOLETTA MUNER
REGULATORY AND CLINICAL DEVELOPMENT
- 20+ years non-clinical and clinical drug development, quality, manufacturing, incl. EMA and US FDA approval
- Founder Canary Regulatory Affairs
- Global Regulatory Affairs, Clinuvel Pharmaceuticals
- Pre-clinical and regulatory affairs, Pfizer



DR SEBASTIAN MARCUCCIO
MEDICINAL CHEMISTRY
- 35+ years in pharmaceutical/organic chemistry drug discovery and development (co-inventor recent PDT patents)
- Founder / Director Advanced Molecular Technologies
- Previously in Pharmaceutical Chemicals Research, CSIRO
- Adj. Prof. La Trobe University, PhD Organic Chemistry ANU



LOUISE WHITE
MANUFACTURING AND QUALITY
- 35+ years in the pharmaceutical industry, 13 years in vaccine manufacturing, CSL, Partner SeerPharma
- Experience in virology R&D, bacterial vaccines production, quality control and production planning
- Registered auditor for APVMA