ReNerve

ASX:RNV

Transforming Nerve Repair Through Science

ReNerve Company presentation | September 2025

Important Notice & Disclaimer

Nature of Document: This presentation has been prepared and issued by ReNerve Ltd (Company) to provide general information about the Company. The information in this document is in summary form and should not be relied upon as a complete and accurate representation of any matters that a reader should consider in evaluating the Company. While management has taken every effort to ensure the accuracy of the material in this presentation, the Company have not verified the accuracy or completeness of the material contained in this presentation.

Not an offer: this presentation should not be distributed, transmitted, or viewed by any person in any jurisdiction where the distribution, transmission or viewing of this document would be unlawful under the securities or other laws of that or any other jurisdiction.

Not financial product advice: You should not act and should refrain from acting in reliance on this presentation. Nothing contained in this presentation constitutes investment, legal, tax or other advice. This presentation does not take into account the individual investment objectives, financial situation and particular needs of potential investors. Before making a decision to invest in the Company at any time, you should conduct, with the assistance of your broker or other financial or professional adviser, your own investigation in light of your particular investment needs, objectives and financial circumstances and perform your own analysis of the Company before making any investment decision.

Forward looking statements: This presentation contains forward-looking information about the Company and its operations. In certain cases, forward-looking information may be identified by such terms as "anticipates", "believes", “should”, "could", "estimates", “target”, “likely”, “plan”, "expects", "may", “intend”, "shall", "will", or "would". These statements are based on information currently available to the Company and the Company provides no assurance that actual results will meet management's expectations. Forward-looking statements are subject to risk factors associated with the Company’s business, many of which are beyond the control of the Company. It is believed that the expectations reflected in these statements are reasonable but they may be affected by a variety of variables and changes in underlying assumptions which could cause actual results or trends to differ materially from those expressed or implied in such statements. There can be no assurance that actual outcomes will not differ materially from these statements.

Disclaimer: No representation or warranty, express or implied, is made by the Company that the material contained in this presentation will be achieved or proved correct. Except for statutory liability which cannot be excluded, the Company, its directors, officers, and employees expressly disclaim any responsibility for the accuracy, fairness, sufficiency or completeness of the material contained in this presentation and excludes all liability whatsoever (including in negligence) for any loss or damage which may be suffered by any person as a consequence of any information in this presentation or any effort or omission therefrom. The Company will not update or keep current the information contained in this presentation or to correct any inaccuracy or omission which may become apparent, or to furnish any person with any further information. Any opinions expressed in the presentation are subject to change without notice. An offer of Shares in ReNerve Ltd (ABN 23 614 848 216) is being made in or accompanied by a prospectus dated at a date to be confirmed. Anyone who wants to acquire Shares pursuant to the offer will need to complete the application form that accompanies the prospectus. A person should consider and rely only on the prospectus in deciding whether to invest. A copy of the prospectus is available by contacting the Company or by downloading from the Company’s website (www.renerve.com.au).

Speculative nature of investment: Any potential investor should be aware that subscribing for Shares involves various risks. The Shares to be issued pursuant to the Prospectus lodged with ASIC by ReNerve Ltd carry no guarantee with respect to the payment of dividends, returns of capital or the market value of those Shares. An investment in Shares of the Company should therefore be considered very speculative.

Executive Summary

Development of Novel Nerve Repair & Regeneration Products

ReNerve is developing a comprehensive portfolio of products for the nerve repair and regeneration markets and related surgical procedures, with clearly defined commercial demand.

Expanding Product Portfolio

4 product ranges expected on market by year end (CY'25), with more in development and research.

Strong Sales & Distribution Presence

ReNerve has established logistics, warehouse and invoicing infrastructure with a strong focus on building a sales distribution network for all products in the US

.

Global Expansion & Commercialisation

Successful ongoing expansion within the first year of ASX listing into Ex-US markets in Asia, India, The Middle East, and The Americas.

Clinical & Professional Validation

Improved patient outcomes for post-surgical measures of pain and surgery satisfaction, as well as proven ease of use for surgeons.

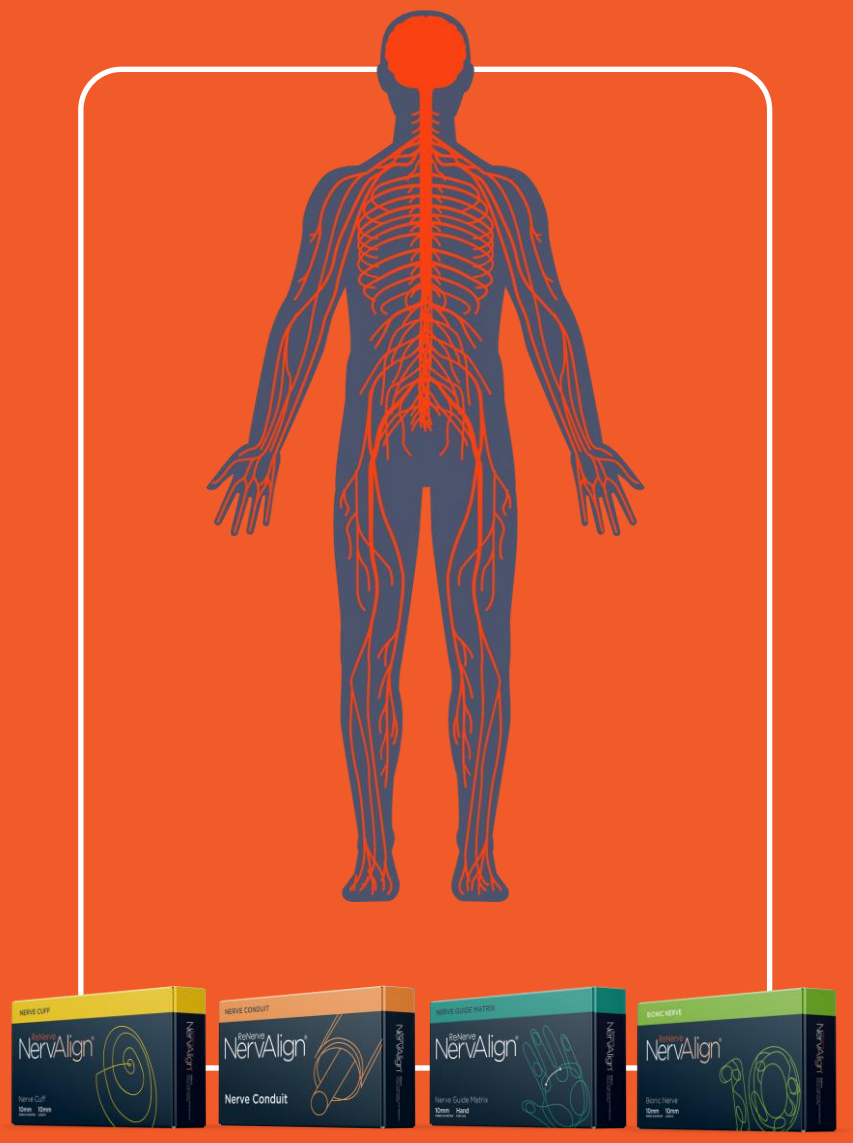

Global Nerve Repair Biomaterial Market

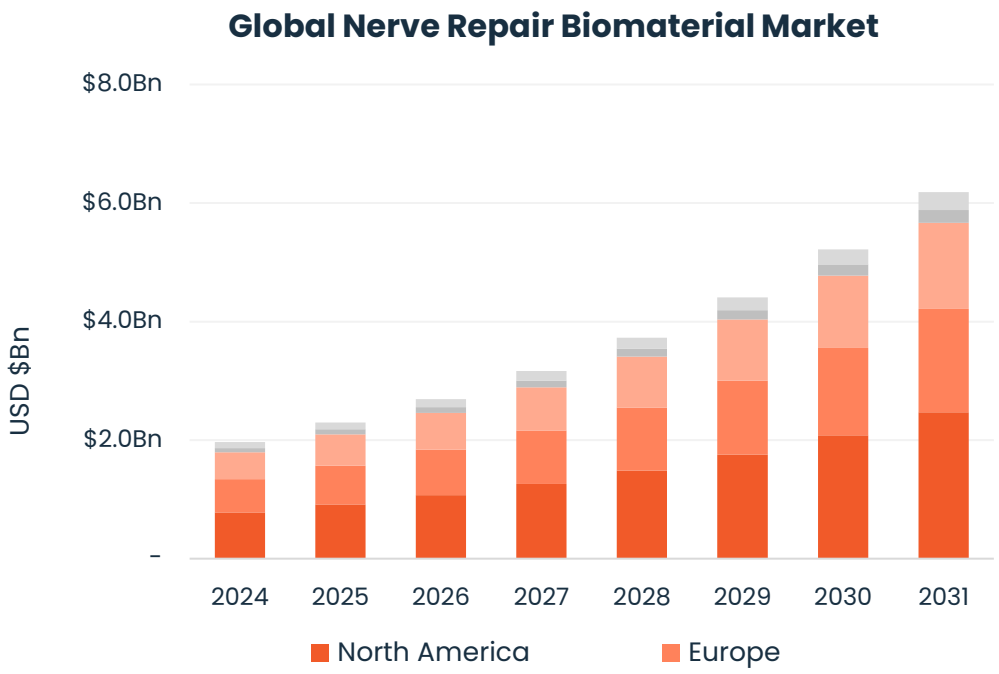

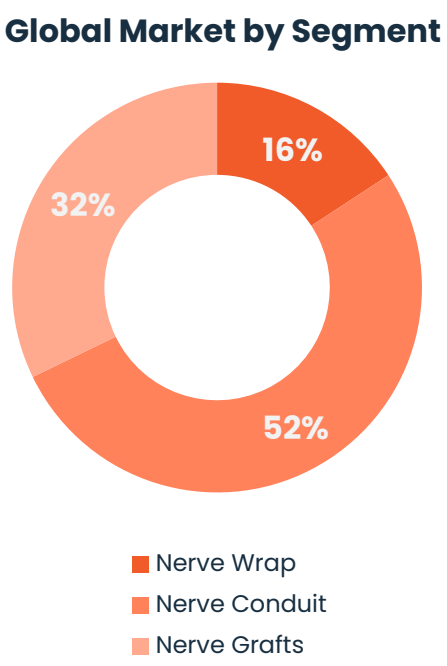

USD$1.69Bn

The Global Nerve Repair Biomaterials Market was valued at USD$1.69Bn in 2023 and is projected to grow at a compound annual growth rate (CAGR) of 17.8% from 2024 to 2031 to USD$6.19Bn.

~900k

Nerve surgeries occur in the United States (US) per annum, with no more than 24% of nerve surgeries restoring to 'as good as it was'.

Nerve Compression

Approximately 1-in-4 nerve repair cases receive surgery repair, with 30% failure/revision rates.

ReNerve's Nerve Opportunity

	ReNerve Nerve Cuff	ReNerve Nerve Conduit	ReNerve Nerve Guide Matrix	ReNerve Bionic Nerve
Product	• Used on damaged or transected nerves with no gaps or gap closure	• Improved Nerve Cuff developed from scCO2 tissue, offering better product profile	• An 'off-the-shelf', ready to use nerve graft replacement with internal guidance infrastructure	• An 'off-the-shelf', continuous nerve replacement, in a ready to use nerve structure
Procedure Use	• End to end suturing covered with a wrap/cuff • Protective cuff for grafts	• Protecting injured nerve repairs	• Replaces damaged nerve section instead of using donor or harvested tissue	• The Bionic Nerve is a nerve guide matrix with ionic polymers designed to replace injured and damaged nerves for lengths from 1cm to 20cm
Application	• Trauma • Breast reconstruction • Orthopaedics • Oral & maxillofacial surgery	• Trauma • Breast reconstruction • Orthopaedics • Foot and ankle	• Trauma • Breast reconstruction • Orthopaedics • Hand & wrist	• Trauma • Craniotomy • Spinal cord injury • Spinal cord surgery
Benefit	• Bio-absorbed removing need for additional surgery • Pliable and conforms	• Improved product profile to Nerve Cuff • Stronger patient reimbursement	• Can be cut to ideal length • Off-the-shelf, reducing logistics issues • Simple to use and cost effective	• Enable production of nerves of bespoke dimension
FDA Status	**Approved**	**Targeting market release 4th qtr CY'25**	**Targeting Q2 CY27 filing**	**Targeting Q3 CY28 filing**
TAM (USD)	$314m (2024) $975m (2030)	$1015m (2024) $3219m (2030)	$635m (2024) $1991m (2030)	>$400m (2023)

Distribution Network

US Market Expanded Distribution Channels

Robust portfolio

- Expanded to 21 distributors across the US
- Full logistics, warehousing and invoicing in place
- Distributors will sell the ReNerve product ranges
- Will add additional products as they come to market

Focus surgical areas Subspecialties

- Hand (upper extremity)
- Breast
- Lower Extremity (M.D. & DPM)
- Plastics Reconstruction
- Head & Neck
- Spine

Ex-US Sales & Marketing

Sales Highlights

India has significant potential due to the open market and population with the market valued at USD$115M and growth at 18+%*

India a training ground for surgeons due to number and diversity of cases so good location to globally brand promote

ReNerve pursuing approvals across the regions with their partners

Potential to drive revenue to complement the US business

ReNerve Distribution

India	Asia	MIDDLE EAST
Significant potential due to population and open market. Have partnered with NetCentrix for approval and sales and marketing	Approved in Hong Kong and Thailand, moving to strategic partners across the region	Entered into exclusive partnership with Union Mediscience B.S.C in the Middle East.

Strategy

Leveraging US approval and patient data for entry into global markets

- Targeting meaningful markets such as India and Asia
- Leveraging off FDA approval and US patient data
- Approved in Hong Kong, Bahrain and Thailand, with approval in India anticipated by year end

* Global Nerve Repair Biomaterials Market Research Report (2020 – 2031)

Company value drivers for H2 CY25

Continued Market Engagement

3 new products ranges into the US market this CY

- Dermal and amniotic products now in market and launched
- Have achieved first dermal sale
- First conduit product by year end
- Provides sales teams a range of four products by year end, expected to aid sales of NervAlign™ nerve cuff and grow company revenue

Working with distributors for additional approvals

- Sales infrastructure suitable for all products
- Indian and other Asian countries in process

US Direct ReNerve sales

- Small team in the US
- Supporting the 21 distributors
- ReNerve team to 'hold the hands' of distributors for new products and initial sales

ReNerve

NervAlign®
Nerve Cuff

01

Key Features

Product

- The NervAlign® Nerve Cuff has market clearance in USA, Hong Kong, Thailand and Bahrain
- The product is used as a barrier between the repaired nerve and surrounding tissue.

Patient Benefit

- Bio-absorbed within 6-months.
- Produced using a non-toxic method.
- Terminally sterilised with no residual chemicals.
- Covered under procedural reimbursement rather than individual product reimbursement.
- Promotes vascular tissue formation on surrounding fascia tissue post-implant.

Surgeon Benefit

- Requires no change to surgical technique or procedures.
- Available in various sizes and thickness with ability to be trimmed to required shape.
- Is pliable and conforms, semi-translucent and easy to use

Clinical Use

Patient Results

- Majority of cases to date have been focused on hand and wrist.
- Shown clinical benefit (published)
- All reported positive outcomes; and
- Shown better than expected outcomes for patients

Clinical Use

- Hundreds of patients implanted to date
- Received positive feedback from surgeons stating it handles well, is pliable and conforms and has resulted in strong patient outcomes.
- Has been used with attachment methods including sutures, glue, micro clips and ‘nothing’.

Clinical Validation

Clinical Study on the NervAlign® Nerve Cuff

An independent comparative clinical study was presented at theAmerican College of Foot and Ankle Surgeons Conference (27–30 March 2025), ReNerve presented a comparative clinical study showing statistically significant improvements in patient outcomes using the NervAlign® Nerve Cuff for peripheral nerve repair.

Study Design: Two patient cohorts

- Control Group: Standard neurectomy repair
- Test Group: Neurectomy repair with NervAlign® Nerve Cuff

Key Outcomes:

- Pain Reduction:
  - Control: 7.1 → 3.3
  - NervAlign™: 7.1 → 0.4
- Satisfaction & Recovery:
  - Higher satisfaction and improved recovery in the NervAlign® group
  - Pain assessment conducted independently

NervAlign® Nerve Cuff significantly reduces post-operative pain and enhances patient satisfaction compared to standard surgical methods.

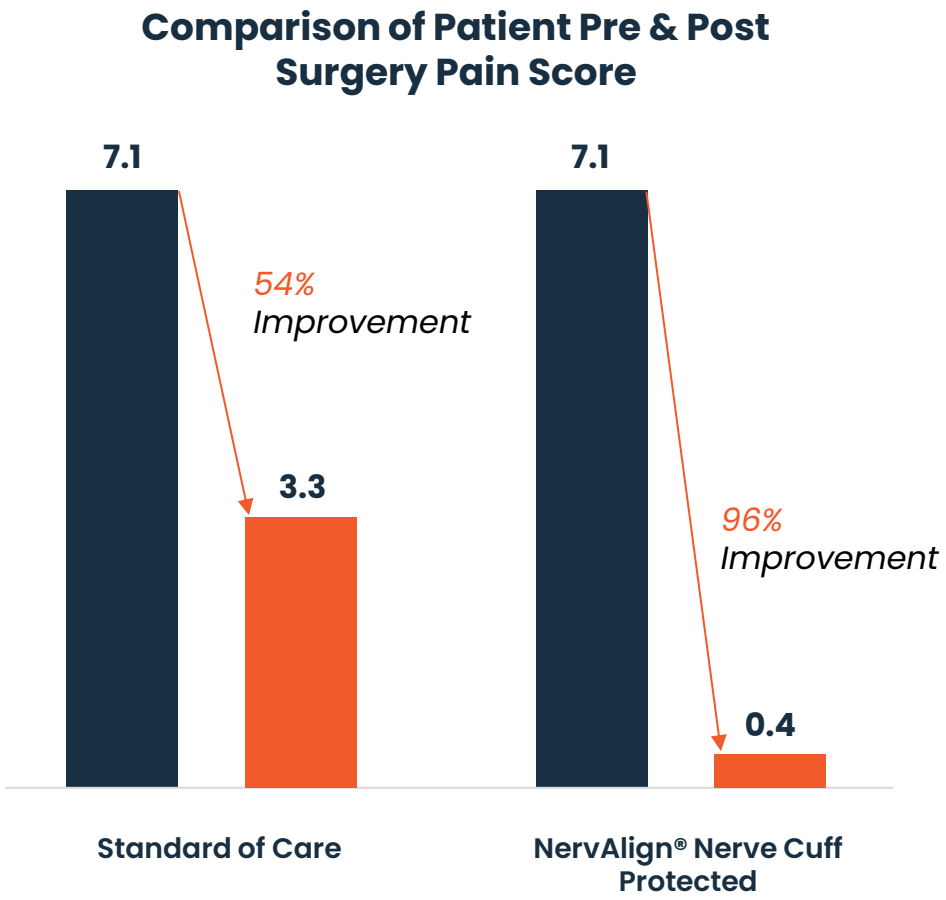

Figure 1. The comparison of pain scores between the two cohorts of patients

Efficacy of a Porcine Pericardium Nerve Wrap in Peripheral Nerve Surgery" March 2025 Namany et al. ACFAS 2025, (https://imis.acfas.org/ACFAS2025/ACFAS2025/Abstracts.aspx?hkey=5209f2e8-69fc-4935-8823-799c8f5c2922) Abstract Ref ID Sci-743

Clinical Use

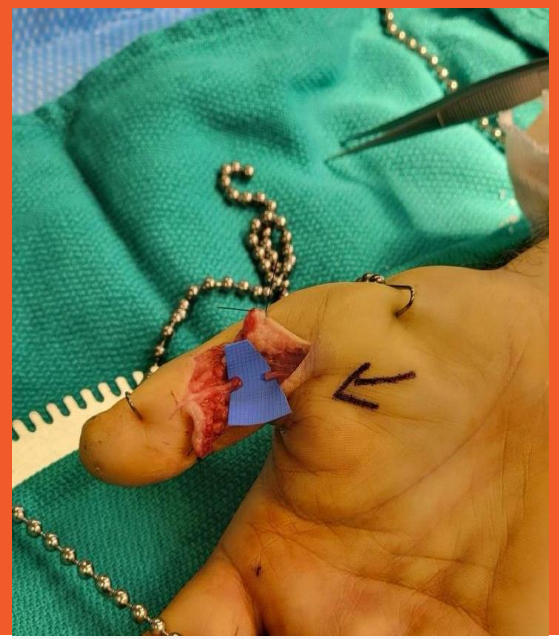

Damaged nerve removed from the thumb

Gap filled with a conduit

NervAlign® Nerve Cuff used to protect the cuff conduit implant

Completed repair held in place with micro clips

ReNerve

NervAlign® Conduit

02

Key Features

- ReNerve developing a conduit product range from scCO2 tissue also used in the Nerve Cuff.
- ReNerve is leverage existing data from the Nerve Cuff FDA application to accelerate FDA approval.
- Offers the followings benefits:
  - Expands the ReNerve product range and portfolio;
  - Better reimbursement for the conduits; and
  - Same outcome and better product profile as the Nerve Cuff.
  - Expands offerings into hospital systems
- ReNerve is targeting the first conduit product on market by end of year 2025

ReNerve

NervAlign®

Nerve Guide Matrix (Graft)

03

Key Features & Guide Matrix

Product

- The NervAlign® Neve Guide Matrix is an 'off-the-shelf', ready to use nerve graft replacement with internal infrastructure.
- ReNerve is developing multiple product options:
  - Initial 'wet' prep nerve graft;
  - Longer lengths out to 7cms+ and various diameters
- Entering 3rd of 4 stages of commercial development by late '25, early CY'26

Current Options

- Harvesting patients own nerves.
- Donor tissue graft.
- Conduits (for smaller repairs).
- High demand need for an alternative

Benefit

- ReNerve Nerve Guide Matrix offers many benefits, including:
  - Doesn't create secondary surgical site;
  - Stored at room temperature, removing storing issues;
  - Doesn't go through Wallerian degeneration;
  - Ease of use allows for immediate repairs;
  - Longer lengths enables surgical revisions;
  - More cost effective to existing options; and
  - Positive outcomes post-surgery.



ReNerve

Human Tissue Products

04

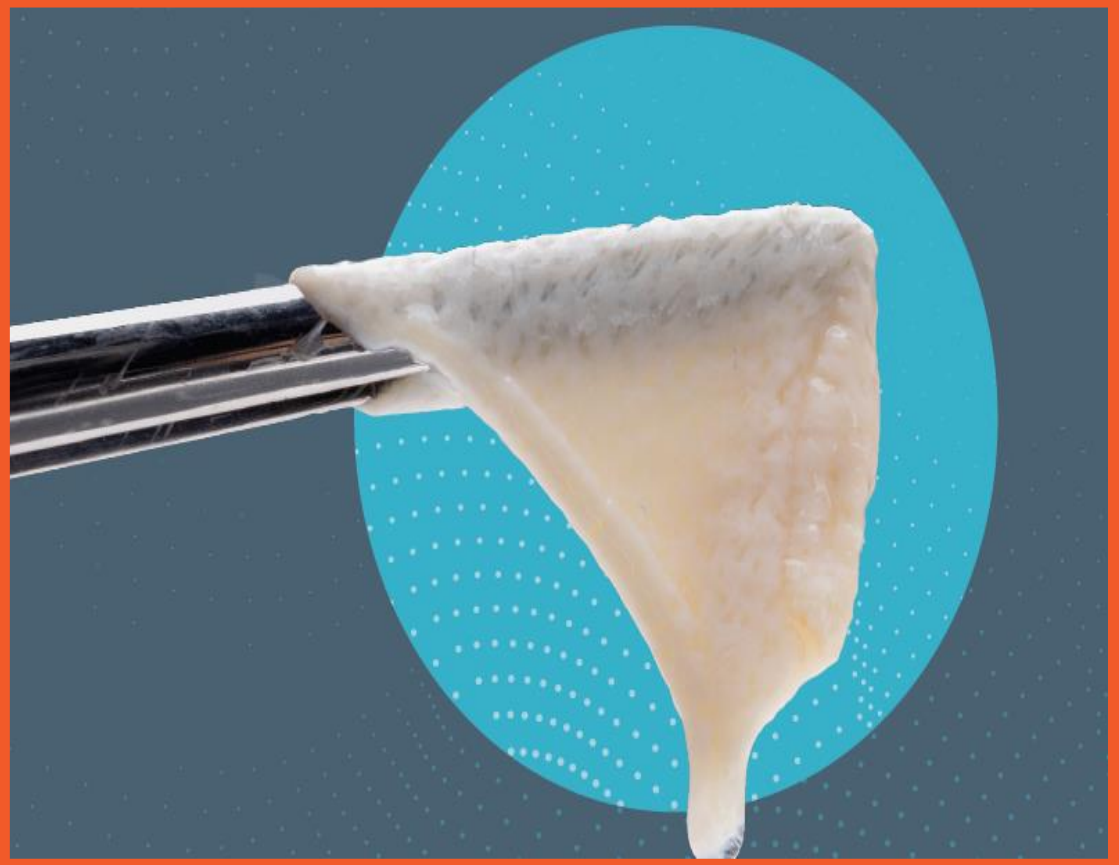

ReNerve

Empliq™

Empliq Product Portfolio

Empliq™



	Empliq AmnioLite	Empliq AmnioDuo	Empliq Placental	Empliq Dermal
Description	Single-layer amniotic membrane allograft	Double-layer amniotic membrane allograft	Placental allograft including amniotic membrane and chorion	Deep-layer dermal matrix
Clinical Value	Natural barrier to protect wounds from external environment	Thicker barrier for complex wounds Improved handling characteristics	Natural barrier to protect wounds from external environment Additional structural support	Natural scaffold for protection, reinforcement and capillary formation No basement membrane - rapid tissue ingrowth and healing
Applications	DFUs, VLUs, surgical wounds, vulnerable tissue	DFUs, VLUs, pressure injury, surgical wounds		Breast reconstruction, Tendon augmentation, abdominal wall repair, hernia repair

DFU = Diabetic foot ulcer; VLU = Venous leg ulcer

The Berkeley – ReNerve Product Ranges

Expanding the company product range to the same target markets

1| Surgeons using NervAlign products routinely use dermal and amniotic membranes in nerve repair cases

2| They also use dermal and amniotic membranes in cases where a nerve repair is not required

3| Taking on these products expands ReNerve's revenue opportunity

4| Suitable for the same sales and distribution channel already established

5| Similar mechanism of action to Nerve Repair portfolio – a matrix protects healing tissue, enabling controlled reconstruction while minimising scarring

6| Market approved, and first sale achieved

Global Dermal & Amniotic Tissue Repair Markets

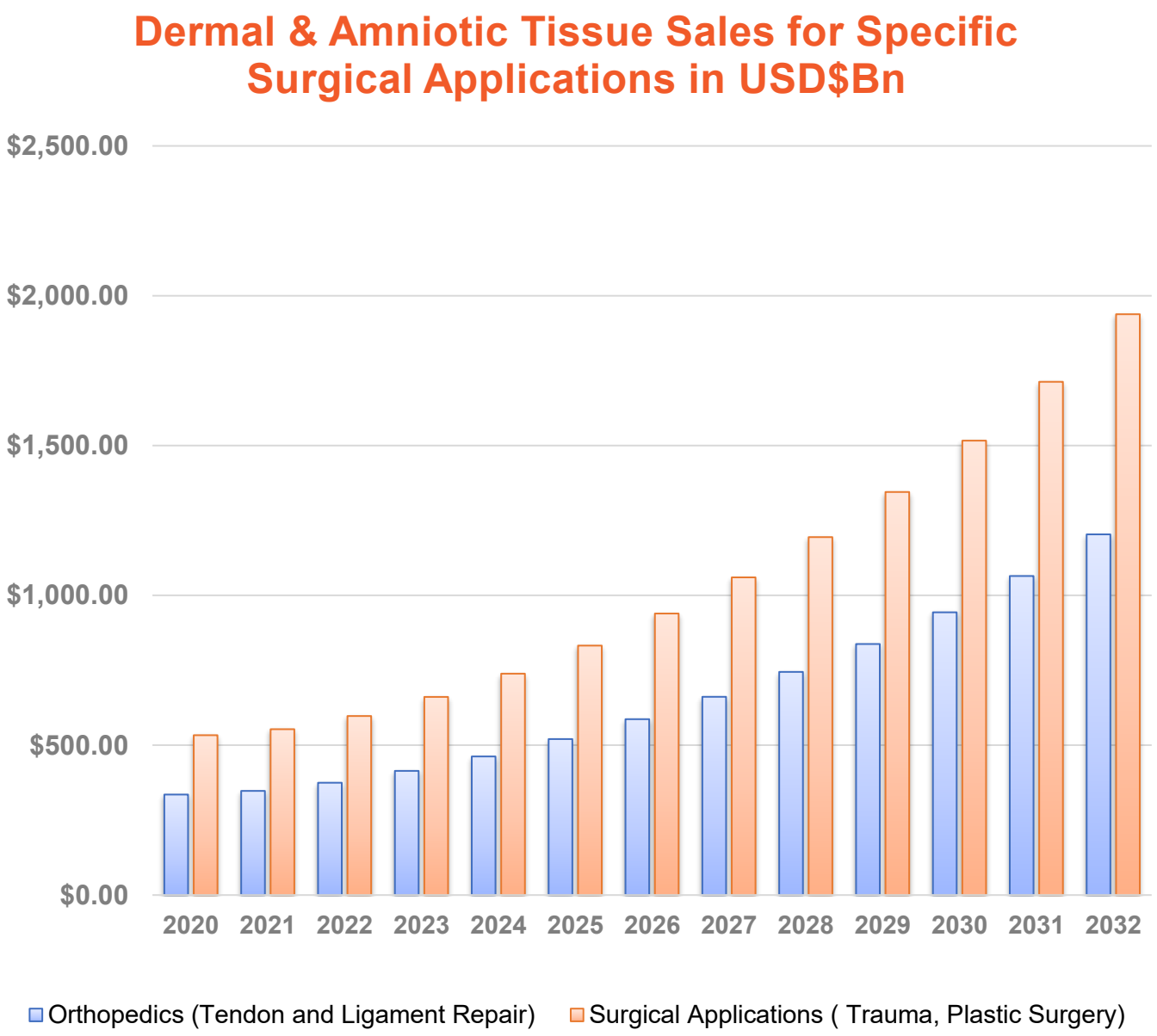

MarketWide Research – Dermal and Amniotic tissue market report 2025-2032, Published 2025.

Benefits of Amniotic Product Range

- Used in orthopaedic, plastic and general surgery – especially for chronic wounds and wound closure
- Enables rapid, non-pathologic healing and remodelling of surgical and reconstructive wounds
- Acts as a natural barrier to protect from external environment
- Provide a reservoir of growth factors and cytokines that can help to kick-start healing
- Processed using a proprietary method that improves levels of growth factors, supporting cell attachment and re-epithelialization
- 'High sterility' assurance level (gold standard of 10^{-6}) without compromising natural structure
- Room temperature storage

AMNIOLITE

AMNIODUO

PLACENTAL

Deep-Layer Dermal Product Range

- Used in orthopaedic, plastic and general surgery
- Provides a scaffold for cell infiltration and organised healing
- Scaffold is made from natural bioactive components (collagen, elastin, glycosaminoglycans)
- Unlike competitor products, the deep-layer dermal products are produced using a method that removes the basement membrane layer
- The basement membrane slows down cell penetration and tissue regeneration
- Basement membrane removed to promote a faster healing process
- Pre-hydrated, pliable and flexible to support precise placement
- High sterility assurance level (gold standard of 10-6) without compromising natural structure
- Room temperature storage

DERMAL

Key Dermal Product Benefits

DESIGNED AND PROCESSED TO PRESERVE THE NATURAL MATRIX AS CLOSELY AS POSSIBLE TO UNPROCESSED DERMIS FOR OPTIMAL TISSUE REPAIR AND REGENERATION.

CLOSEST TO NATURAL DERMAL TISSUE, COMPARED TO OTHER DERMAL PRODUCTS[1].

ACHIEVES HIGH STERILITY-ASSURANCE LEVELS, WHILE MAINTAINING A STRUCTURALLY-INTACT MATRIX THAT RETAINS SIMILAR COLLAGEN INTEGRITY, MECHANICAL STRENGTH, AND BIOACTIVE COMPONENTS AS THE NATURAL DERMIS.

Unprocessed Dermal Tissue

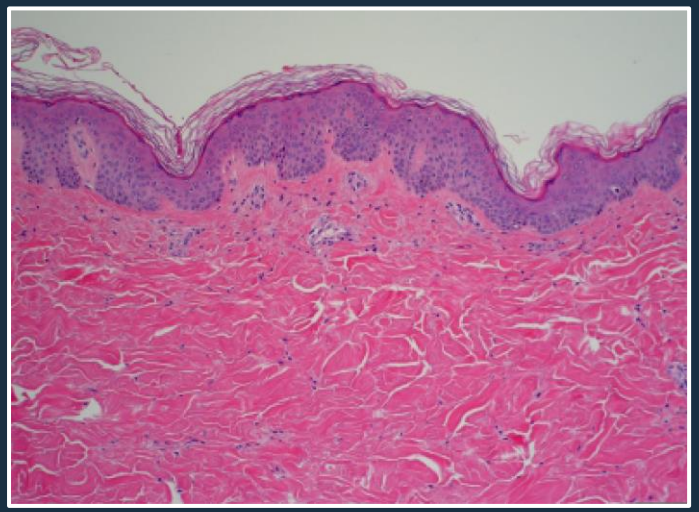

New ReNerve Dermal Product

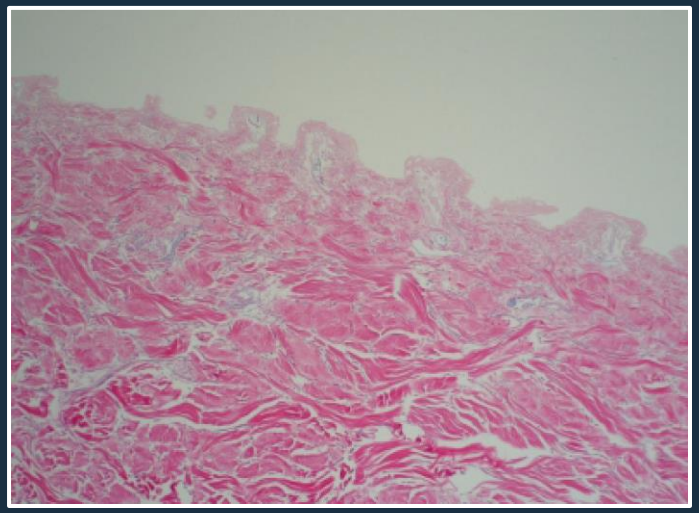

Natural Dermal Integrity is Preserved

1) Data on file

Near Term Milestones – 2025/2026

1H 2025

27 February 2025
Partnership Signed for Mexico Market

7 March 2025
R&D Tax Incentive Refund Received

11 March 2025
Thailand Approval & First Hong Kong Sale

28 March 2025
Clinical Study Results Presented

10 April 2025
Partnership for Indian Market Announced

29 April 2025
Q3 FY25 Results: Revenue Growth & Clinical Validation

Q4 2025/Q1 2026

NervAlign® Nerve Conduit into Market *(Q4 2025/Q1 2026)*

Initial sales of the dermal and amniotic product ranges

Initial Clinical Cases for the Nerve Conduit

Starting GMP manufacturing (Stage 3) runs of the Nerve Guide Matrix

NervAlign® Nerve Cuff approval in India

NervAlign® Nerve Cuff Approvals in New Countries & Territories

Near Term

Nerve Guide Matrix GMP production

First clinical cases using the nerve guide matrix

Expansion of the Nerve Repair product portfolio

Continued sales growth

NervAlign® Nerve Cuff filing for European approval

Investment Highlights

In Market Products

Nerve Cuff transitioned from R&D to commercial sales with 3 product lines in market and another coming by year end.

Immediate Market Need

Products promote nerve injury recovery and wound repair leading to faster patient recovery and better outcomes.

Growing Market

Nerve repair biomaterials and related markets are forecast to grow by >17% pa, estimated to be worth >**US$6.19Bn by 2031.**
USD$1Bn+ market for human tissue product ranges

Diverse Product Portfolio

Four product ranges in market by year end, all of which are already developed. Additional products currently under development.

Growing Distribution

Continuing to build sales representation with a targeted-direct sales approach. Expanding globally.

Board & Management

Highly accomplished executive team with a proven track record in the development & commercialisation of medical opportunities. Management owns over 30% - Top 20 around 58%

ReNerve

ASX:RNV

Contact

ReNerve Limited

+61 (03) 9482 3940

info@renerve.com.au

Level 10/99 Queen St, Melbourne, Victoria 3000 Australia

Board & Management

STEPHEN COOPER
CHAIRMAN

Stephen was previously Managing Director at Grant Samuel, a leading Australian investment bank.

Stephen has over twenty-five years of experience in Investment Banking and has been responsible for numerous corporate advisory assignments including public company takeovers, mergers, business sales and acquisitions, schemes of arrangement, capital raisings and business valuations.

Stephen has previously served as Chairman of Avexa, an ASX-listed biotechnology company.

DR JULIAN CHICK
CEO & MANAGING DIRECTOR

Dr Julian Chick is an experienced healthcare executive with over 20 years' experience in senior management including in ASX listed companies Avexa and Admedus, and is currently Non-Executive Director at LTR Pharma (ASX:LTP).

Julian's previous roles include Chief Executive Officer, COO and Head of Business Development, as well as running early and late-stage R&D projects and launching medical devices into the global markets.

Julian has been involved in developing and obtaining FDA USA clearance for four tissue based medical devices. Julian, while COO at Admedus Ltd was involved in the R&D development, regulatory approval and launch of several tissue products in North America, Europe and Asia.

Julian has eight years' investment banker experience focused on healthcare and biotechnology. Julian has a PhD in Muscle Physiology.

DR MICHAEL PANACCIO
NON-EXECUTIVE DIRECTOR

Dr Michael Panaccio is one of the founders of Starfish Ventures, a venture capital firm that invests in early-stage technology companies and plays an active role in the management of its portfolio.

Michael has been a director of numerous technology businesses in Australia and the USA including SIRTeX Medical Ltd, Engana Pty Ltd (now part of Finisar Corporation), Energy Response (sold to EnerNoc Inc), ImpediMed Ltd, and Protagonist Therapeutics Inc.

DR DAVID RHODES
EXECUTIVE DIRECTOR & CSO

Dr David Rhodes has more than 20 years' experience in healthcare and biotechnology industries, where he has held numerous senior management roles and developed technologies through to market approval.

David has been involved in obtaining several FDA USA and European marketing authorisation approvals for medical devices.

Previous roles include senior researcher at Amrad, Chief Scientific Officer of the medical devices company Admedus Ltd, COO of AdAlta Ltd and senior executive and Head of Drug Discovery and Senior Vice President Biology at Avexa Ltd.

David has successfully led multiple technology development programs attracting significant levels of funding from many State and Federal Government initiatives and research institute programs.

David has a PhD in Biochemistry.

DR ALEX ADAMIDES
CHIEF MEDICAL OFFICER

Dr Alex Adamides studied medicine at the University of Nottingham, UK, and completed his basic surgical training in Edinburgh before undertaking his neurosurgical training in Australia.

Dr Adamides became a fellow of the Royal Australasian College of Surgeons in 2012 and has since been a consultant neurosurgeon at the Royal Melbourne Hospital.

Dr Adamides is an honorary clinical senior lecturer at Melbourne University and a reviewer for the Journal of Clinical Neuroscience.

Working with ReNerve, Dr Adamides has developed pre-clinical models testing the safety and efficacy of surgical implants for the repair of peripheral nerves and dura.