ASX / Media Release
9 February 2026

Venari to present at RRS Summer Series Conference, February 2026

Venari Minerals NL (**ASX: VMS**) (**"VMS"**, **"Venari"** or **"the Company"**), advises that its Chief Executive Officer, Matthew Healy, will be presenting at the Resources Rising Stars Summer Series Conferences, which are being held in Sydney on Tuesday 10th February and in Brisbane on Thursday 12th February.

The presentations are being hosted at the following venues in each city:

SYDNEY, TUESDAY 10 FEBRUARY:
Four Seasons Hotel, 199 George St, The Rocks NSW 2000
Time: 9.10am – 4.45pm (AEDT)

BRISBANE, THURSDAY 12 FEBRUARY:
InterContinental Brisbane, 190 Elizabeth St, Brisbane City QLD 4000
Time: 9.40am – 4.30pm (AEDT)

Investors and shareholders who are interested in attending these events can register by clicking here.

A copy of the Company's presentation to be delivered at these forums is attached.

Authorisation
This announcement has been authorised for release by the Board of Venari Minerals NL.

Join the Venari Minerals Investor Hub
Engage with Venari Minerals through accessing reports, presentations, interviews and other Company content. Ask Questions and browse responses to other investors' questions. Click here and follow the prompts to sign up.

For further information, please contact:

Matthew Healy
Executive Director & CEO
T: +61 (0) 431 683 952
E: matt@venariminerals.com

Nicholas Read
Media & Investor Relations
T: +61 (0) 419 929 046
E: nicholas@readcorporate.com.au

VENARI MINERALS

Advancing a Globally Significant Lithium Resource in Nevada, USA

ASX: VMS

Resources Rising Stars Summer Series – 10 & 12 February 2026

Building America's Lithium Future

- Leadership with a track record of value creation and skin in the game, advancing a high-grade sedimentary lithium project in Nevada, USA
- Outstanding maiden Inferred Mineral Resource Estimate
  - **500Mt @ 1,139ppm Li for 3.03Mt contained LCE** (700ppm Li cut-off), including
  - High-grade North zone - **47.9Mt @ 2,193ppm Li / 560kt LCE** (1,300ppm Li cut-off)
- Exploration Upside
- Metallurgical test-work well advanced
- Maiden MRE milestone reached in a resurgent macroeconomic environment for lithium
- Near-term catalysts
  - Revised JORC Exploration Target – Feb
  - Lithium carbonate product test-work results - Feb
  - Drill planning 2026 Finalised – Mar
  - Exploration, Infill and Resource Extension Drilling – Q2

Company Overview

Share Price[3]

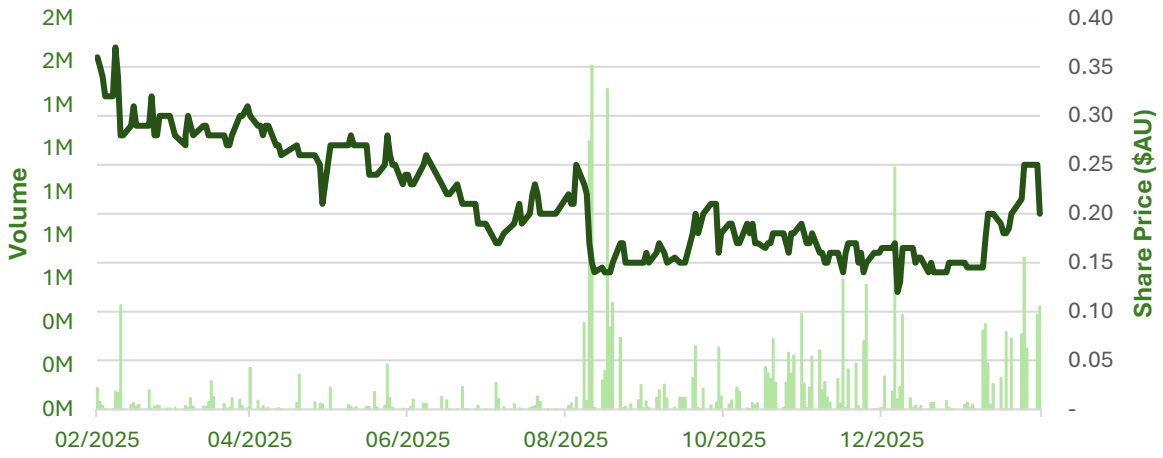

Board and Management

Tony Leibowitz
Chairman

Mr Leibowitz is a proven track record in the lithium sector. He was Chairman and a founder of Pilbara Minerals Limited. Mr. Leibowitz joined the Venari board in 2022. He has participated in every equity raising in addition to buying shares on market.

Matt Healy
Executive Director & CEO

Mr Healy is a highly experienced geologist and Australian mining executive. Prior to joining Astute Metals, Mr Healy held the position of Chief Executive Officer for Greenvale Mining Limited (ASX: GRV) and was also previously Exploration Manager at Round Oak Minerals.

Vince Fayad
Non-Executive Director

Mr Fayad has over 40 years' experience in corporate finance, international M&A, accounting and other advisory related services in Sydney-based mid-tier accounting firms. He is the principal Vince Fayad & Associates, providing accounting and advisory services.

Key Financials

Share Price (@ 03.02.2026)	$0.20
Shares on Issue	107,631,636
Options (Listed)	29,184,728
Loan Funded Shares	642,000[1]
Unlisted Options (exp. 2 Oct 2028)	3,000,000
Performance Rights	3,812,000
Market Cap (@ 03.02.2026)	$21.53 m
Cash (@ 03.02.2026)	$2.61 m[2]
Enterprise Value	$18.92 m
Debt (@ 03.02.2026)	Nil
Top 20 Shareholders	60.78%

Major Shareholders

Holdmark Property Group	17.59%
Tony Leibowitz shareholdings	9.68%
Mining Investments Ltd	6.22%

Notes:

1. If exercised, the Loan Funded incentive Shares would result in approximate cash received by Astute of $0.38M, at an average of $0.60 per share.
2. The cash-at-bank balance has been sourced from the Company's 31 December 2025 quarterly Appendix 5B.
3. The share price graph has been reconstructed to reflect the impact of the Company's 1-for-10 share consolidation, which took effect on 28 November 2025.

Lithium: an Ascendant Market

- Global EV sales are up 28% in H1 2025 over H1 2024[1]
- Global Battery Energy Storage System (BESS) deployments have increased by 54% in H1 2025 over H1 2024[2]
- Global battery demand to triple (2024 base) by 2030[3]
- JP Morgan – Lithium market forecast to be in deficit by end of 2025[4]
- Shanghai Metal Exhange USD Lithium Carbonate price up from $9k/t in Oct 2025 to >$20k/t in Feb 2026

Shanghai Metal Market Battery Grade Lithium Carbonate Price

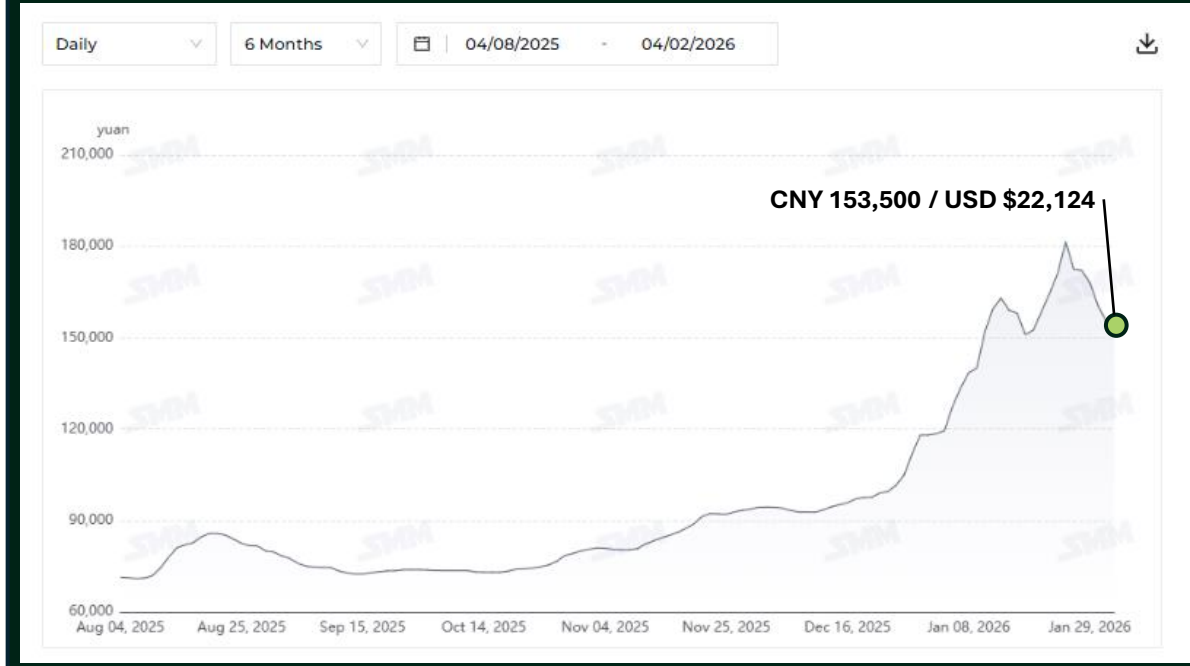

Source: Shanghai Metals Market, Price name SMM-Li-LC-001, 3 February 2026

1. https://rhomotion.com/news/global-ev-sales-up-28-in-2025-2/
2. https://www.energy-storage.news/global-bess-deployments-in-h1-2025-up-54/
3. https://miningdigital.com/news/evs-batteries-how-much-lithium-is-needed-to-decarbonise
4. 29 October 2025, JP Morgan Lithium Asia Pacific Equity Research

The US has a Lithium supply problem

- **The US has prioritized establishing domestic critical mineral supply chains**
- **According to the Nevada Bureau of Mines and Geology, US domestic battery production capacity by 2030 will top 864GWh**
- **Depending on battery chemistry, this could generate 432kt - >600Kt of annual lithium demand as LCE**
- **How much LCE does the US currently produce?**
  - Silver Peak brine operation - 5ktpa
- **How much supply is on the horizon?**
  - Smackover - Two small operations producing <10ktpa - 2026
  - Thacker Pass - 40ktpa in 2027 incr. to ~100ktpa by 2036
  - Rhyolite Ridge - 25ktpa in 2029

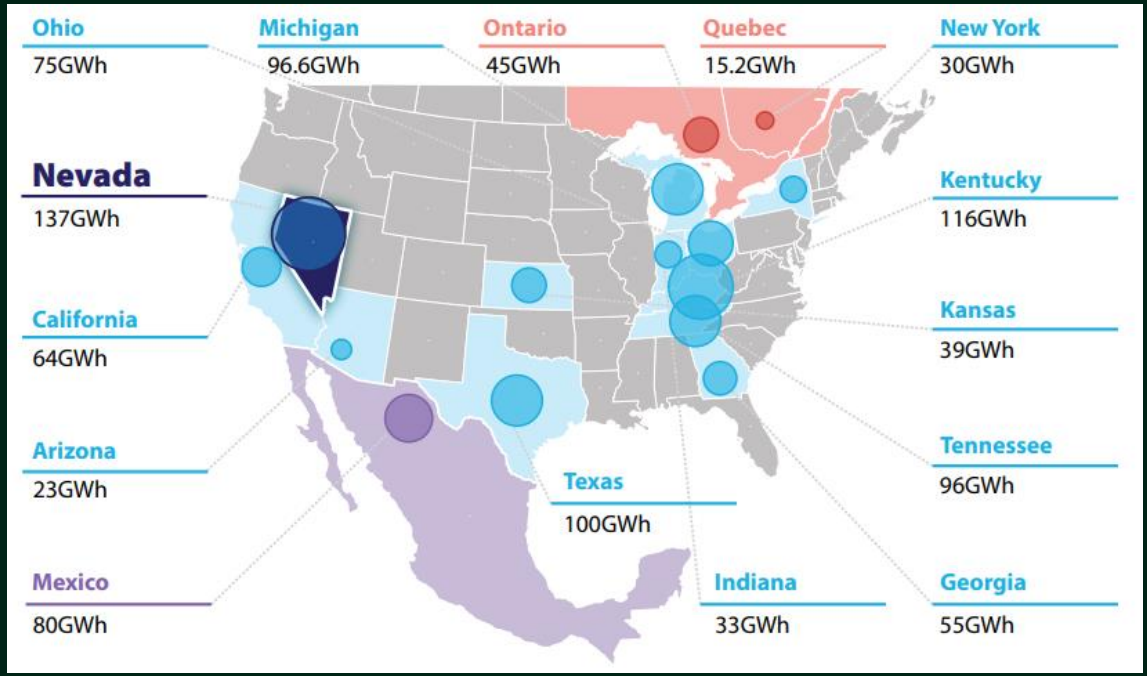

Source: Nevada Bureau of Mines and Geology Special Publication 40 - Lithium in Nevada, 2024
Total battery manufacturing capacity commissioned, under construction, and announced since the passage of the 2022 Inflation Reduction Act

Sedimentary Lithium: an introduction

What are Sedimentary Lithium Deposits?

- Lithium is hosted in sedimentary rocks, such as clay, silt and sandstone.

What makes these different from hard-rock deposits?

- Typical large-scale, lower grade deposits with soft rocks.
- Lithium Carbonate[1,2]/Hydroxide[3] can be produced directly at the mine.

Are any Sedimentary Lithium mines in operation?

- Thacker Pass is under construction and there are several others at feasibility stage (see full list of projects in Appendices).

What does it cost to produce a tonne of product?

- OPEX ranges from US $5,745/t [2] to $8,039/t [1] of lithium carbonate.

How much lithium product will these mines produce?

- Thacker Pass is the largest project, set to produce 2.3Mt of LC in the first 20yr of operations[1]. Rhyolite Ridge[2] and Tonopah flats[3] will produce 384kt and 562kt of LC and LH, respectively, over the same timeframe.

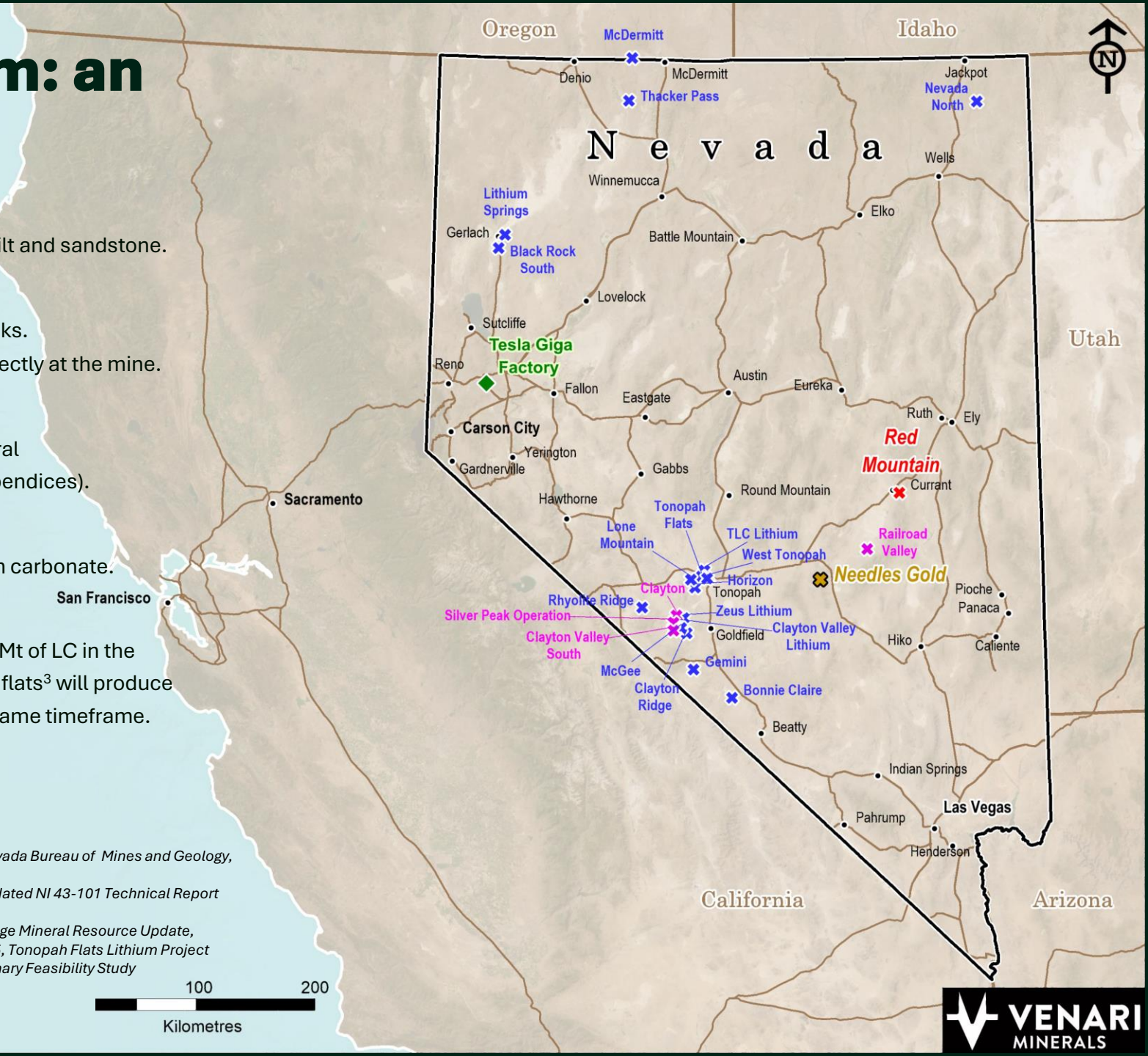

Notes:

Projects source: Lithium in Nevada,Nevada Bureau of Mines and Geology, Special Publication 40, 2024

1 – NYSE: LAC, 31 December 2024, Updated NI 43-101 Technical Report for the Thacker Pass Project

2 – ASX: INR, 5 March 2025,Rhyolite Ridge Mineral Resource Update,

3 – NASDAQ: ABAT, 04 September 2025, Tonopah Flats Lithium Project S-K 1300 Technical Report and Preliminary Feasibility Study

VENARI MINERALS

Red Mountain Project Overview

33km² of claims, 100% Venari-owned and royalty-free

Location

- Nye County, Nevada, USA
- Immediately east of the township of Currant

Infrastructure

- Project adjacent to Route 6, linking mining towns of Ely and Tonopah
- High-voltage 525kV 'One Nevada' transmission line 20km to the east
- Half-day travel optionality to major cities and international airports

Trucking Distance to the largest Gigafactory in the US

- Tesla/Panasonic (37GWh) Gigafactory located 472km away in Sparks NV
- Announced US $3.6B upgrade including 100GWh 4,680 cell factory and high-volume Semi truck factory

Strategic Water Rights Secured

- Option with American Battery Technology Company (NASDAQ: ABAT)
- 113-acre (45.7 Ha) lot of private land with 592,000m³/ 480 acre-feet of private water rights
- Less than 6km south-west from the Red Mountain Project

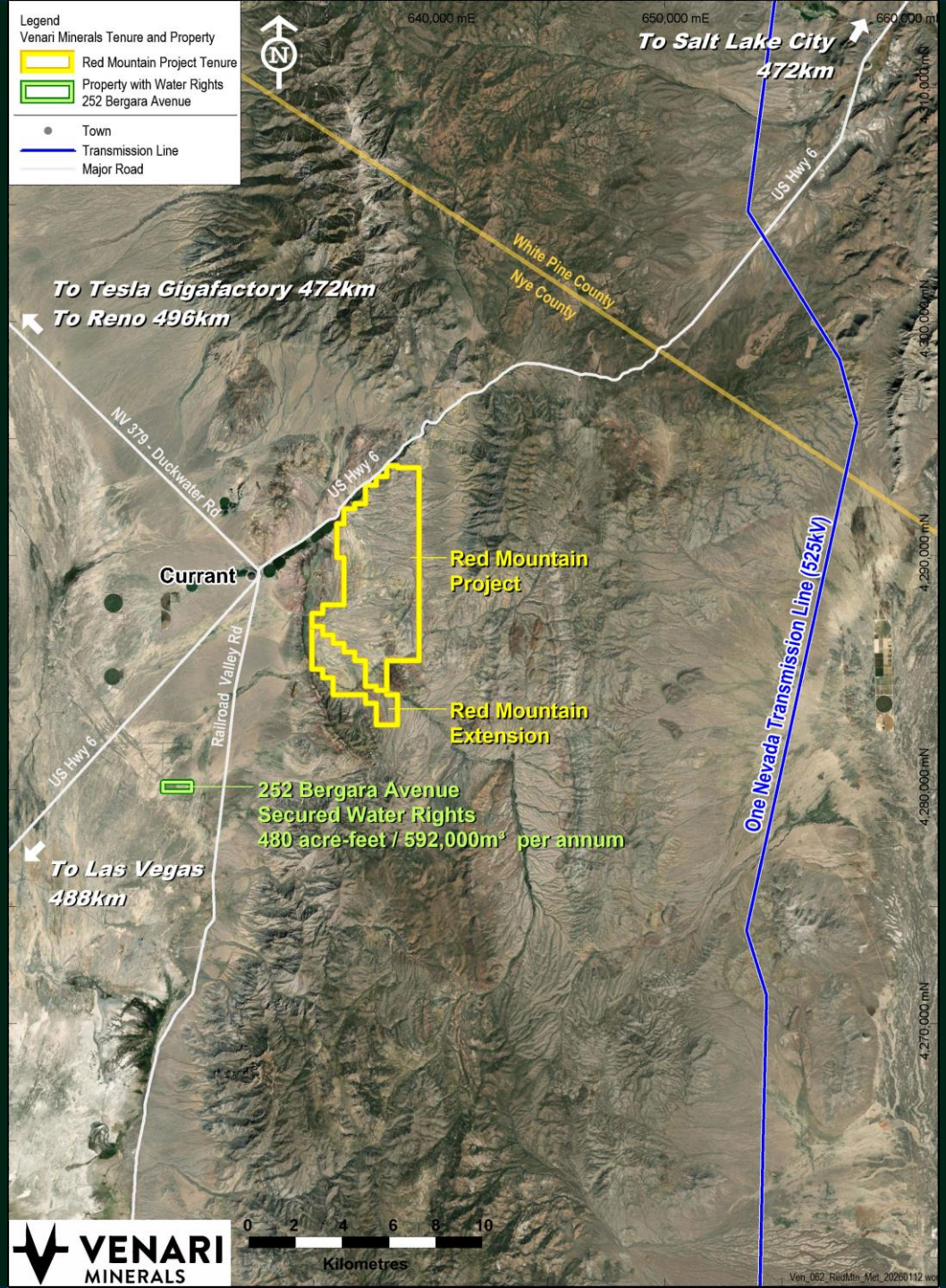

Red Mountain Mineral Resources

Maiden Inferred Mineral Resource Estimate (Feb 2026)

- 500Mt @ 1,139ppm Li
- 3.03Mt contained Lithium Carbonate Equivalent (LCE)
- 700ppm Li cut-off

Red Mountain North

- 91.6Mt @ 1,618ppm Li for 790kt contained LCE

Red Mountain Central

- 408Mt @ 1,031ppm Li for 2.24Mt contained LCE

Includes an exceptionally High-grade zone in the North

- 47.9Mt @ 2,193ppm Li for 560Kt LCE
- Reported at a higher 1,300ppm Li cut-off

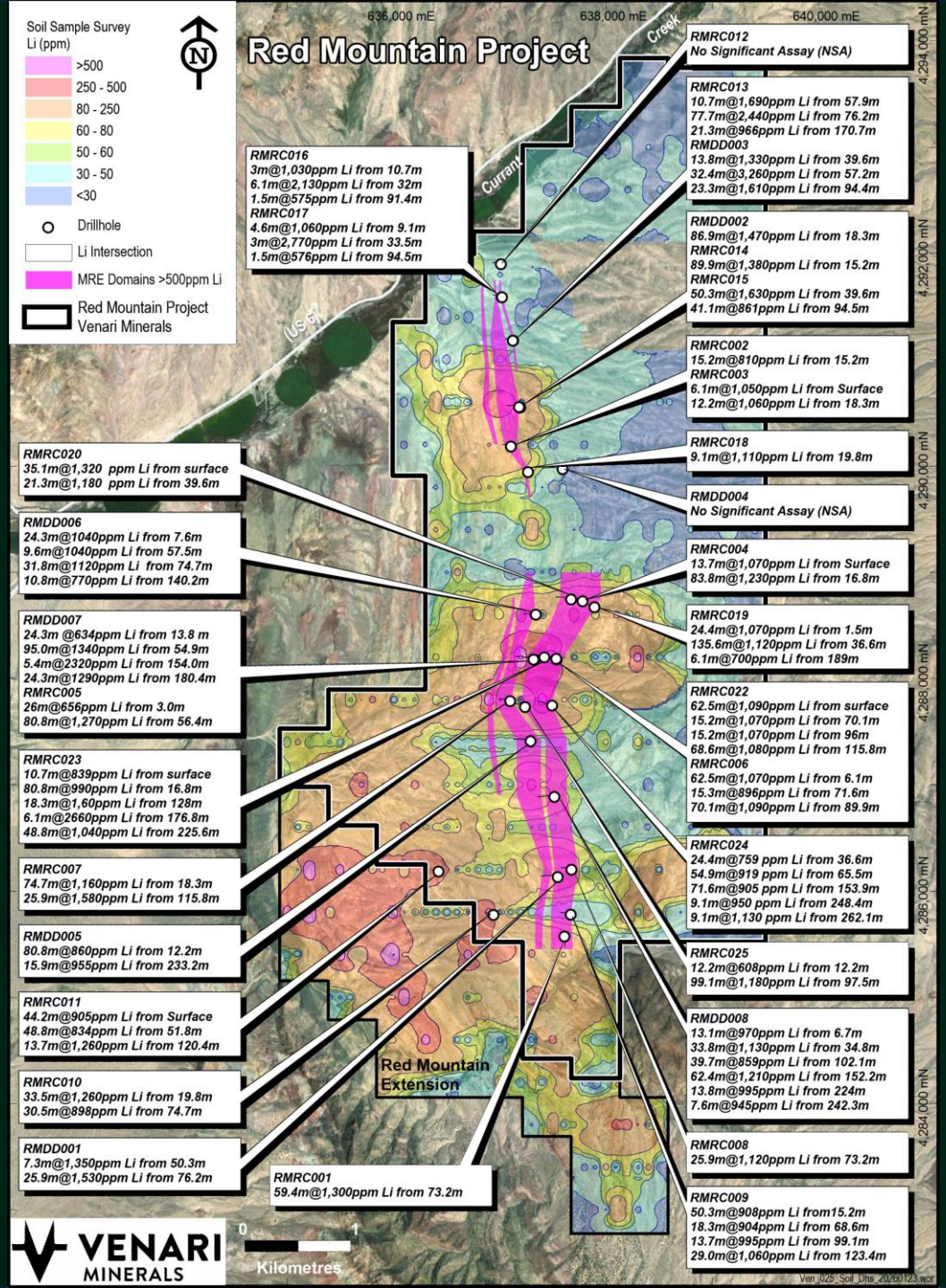

Favourable Mining Geometry

Mineralisation at surface

- Day-one access to high-grade mineralisation

Broad zones of mineralisation

- Low dilution potential

Shallow-dipping stratigraphy

- Favourable open-cut mining geometry

Mineralisation open down-dip and along strike

- Excellent exploration upside

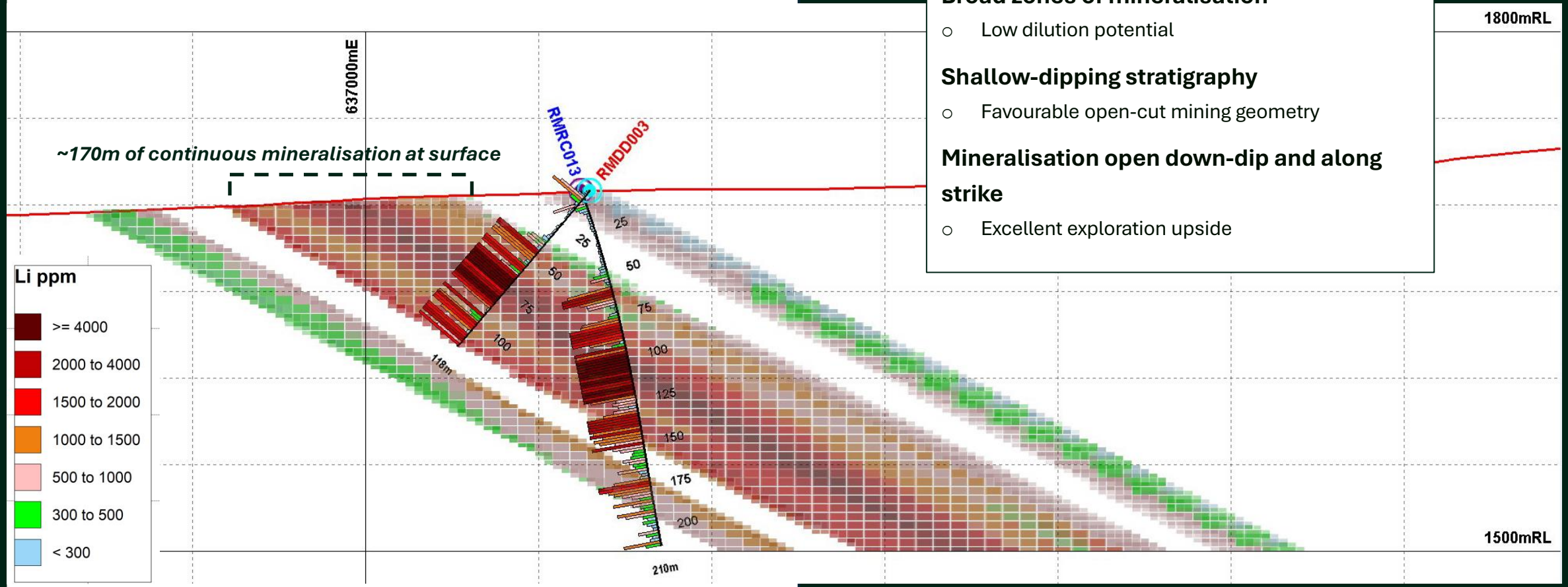

Exploration-Phase ASX Lithium Explorers

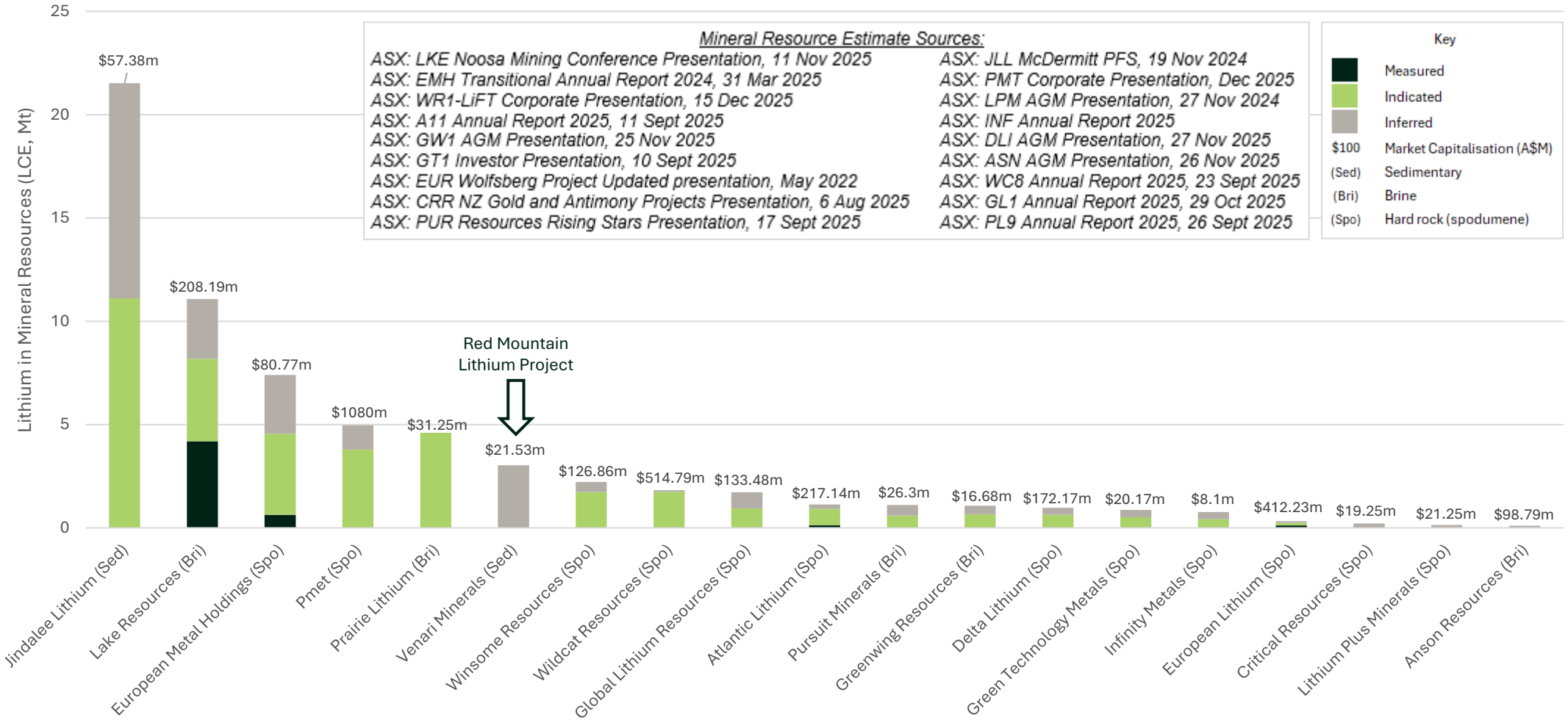

Source: Public Company Reports. Market Caps current as at 4 February 2025. See Appendix 3 for full MRE breakdown table

Red Mountain North
A High-Grade Focus

- The Maiden Mineral Resource Estimate has a zone of high-grade mineralisation in the north of the Project
- Block grades of >1,300ppm Li are coherent with a core of lithium block grades exceeding 3,000ppm Li.
- High-grade mineralisation >1,300ppm Li is also present in the central MRE, but is less concentrated and will require further drilling to firm up.
- The Northern high-grade zone will underpin an initial focus of infill drilling, mineral resource upgrade and subsequent technical studies.

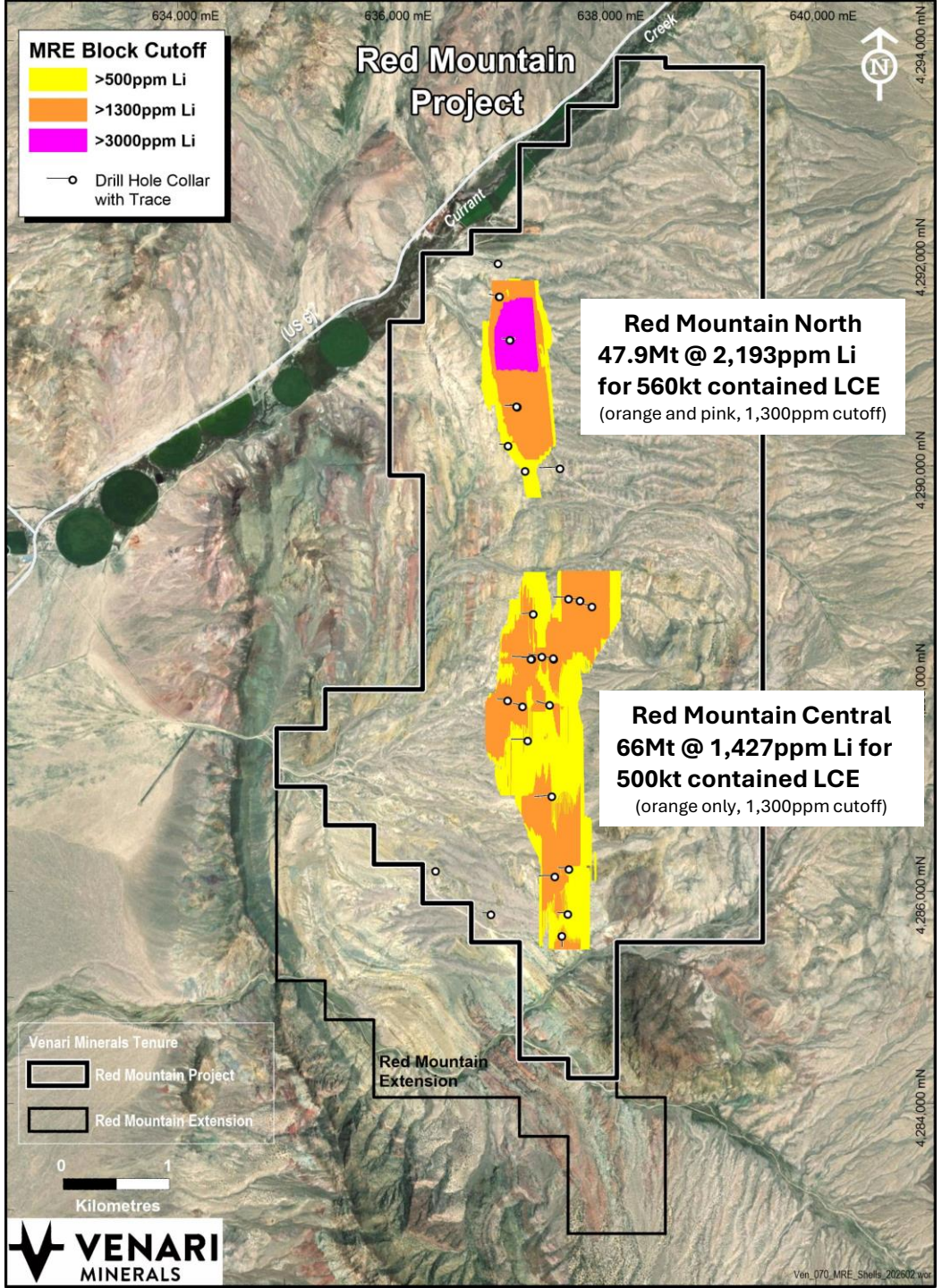

Red Mountain Met Test-work

The Company has completed substantial initial metallurgical test-work for the Red Mountain Lithium Project, including:

Scoping leachability test-work

- Lithium leachability of up to 98% in initial test-work

Beneficiation

- Falcon C and Attrition Scrubbing Methods tested
  - Lithium upgrades of up to 132% achieved
  - Mass reductions of up to 63.1%
  - Lithium recoveries of up to 85.2%
  - Reduction in acid-consuming Calcium of up to 43.5%

Lithium Carbonate Product Test-work

- Test-work underway
- Due for completion – Feb 2026

Pitch Black Group engaged to advise on future test-work programme and develop Scoping Study processing flow-sheet

Sedimentary Lithium Mineralisation: Simplified Processing

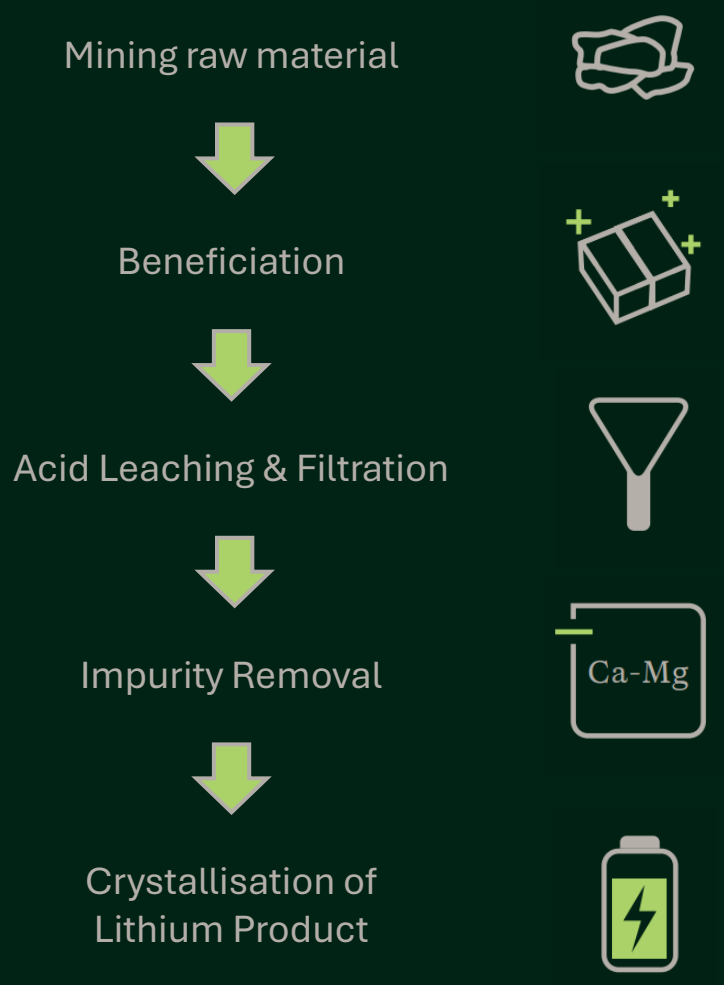

Red Mountain Exploration Upside

Numerous exploration opportunities, including:

1. A 1km x 0.5km lithium in soil anomaly with a cluster of rock chip samples with grades of up to 2,230ppm Li
2. A large 1.5 x 1.5km lithium in soil anomaly reinforced by high-grade rock chips of up to 2,100ppm Li
3. Two zones of approximate 1km x 1km dimensions of elevated lithium in soils.
4. A substantial 2.1km-long zone of lithium in soil anomalism at Red Mountain Extension, with rock chip values of up to 2,690ppm Li.
5. A 950m long gap in drilling with elevated lithium in soils and rock chips

Revised JORC Exploration Target to be generated in February

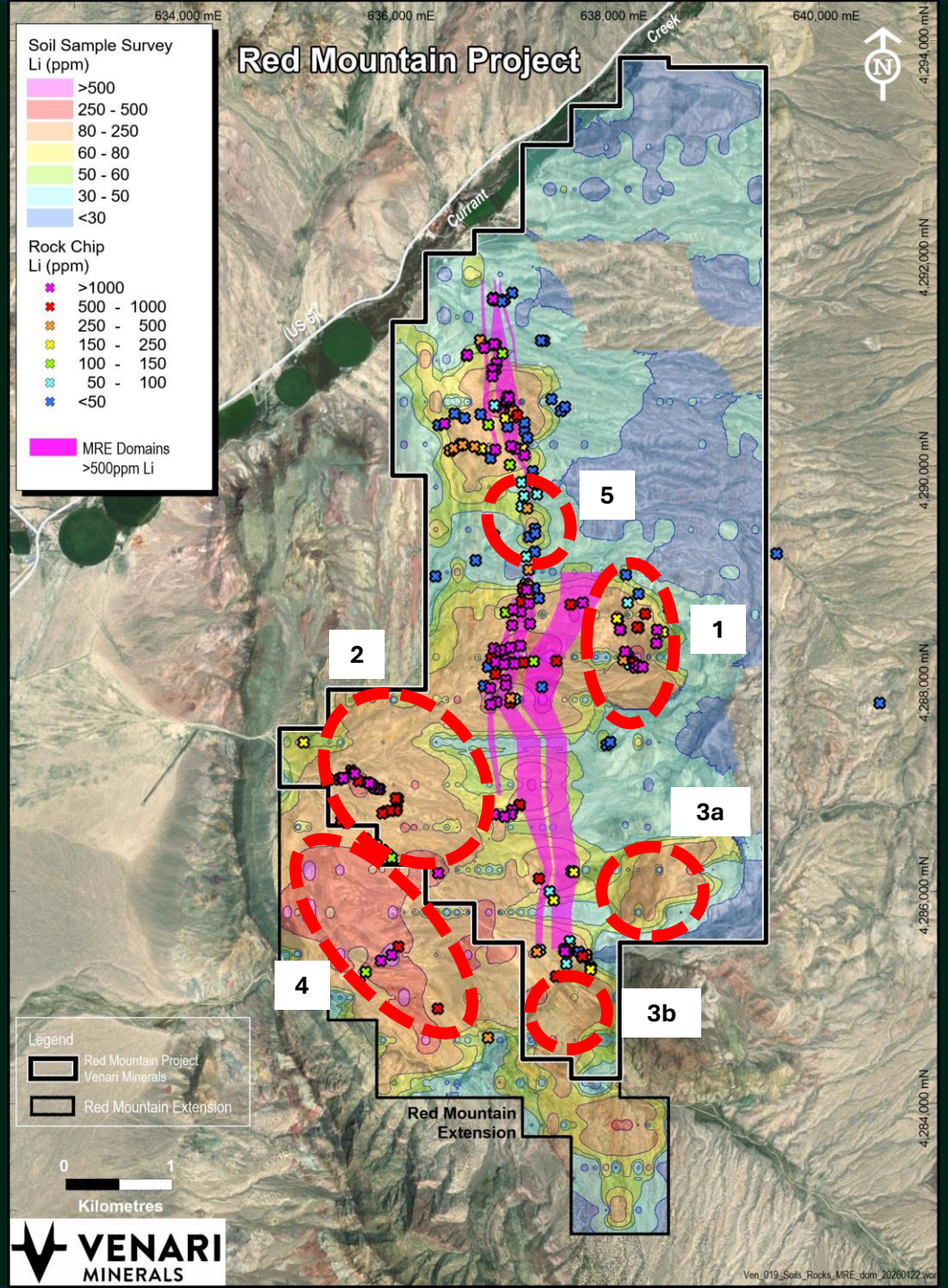

Red Mountain 2026 Outlook

Lithium Carbonate Test-work (Feb)

Revised JORC Exploration Target (Feb)

Complete 2026 Drilling Plans (Mar)

Exploration Plan of Operations Approval (Apr/May)

- Increases permitted disturbance for increased drilling footprint

Commence Drilling (Q2, After EPO approval)

- Infill drilling
- Extensional Drilling
- Exploration Drilling

Mineral Resource Update (Q3/Q4)

- Target increase in category, prioritising high-grade areas
- Add new zones of exploration drilling success

Scoping Study (Q4)

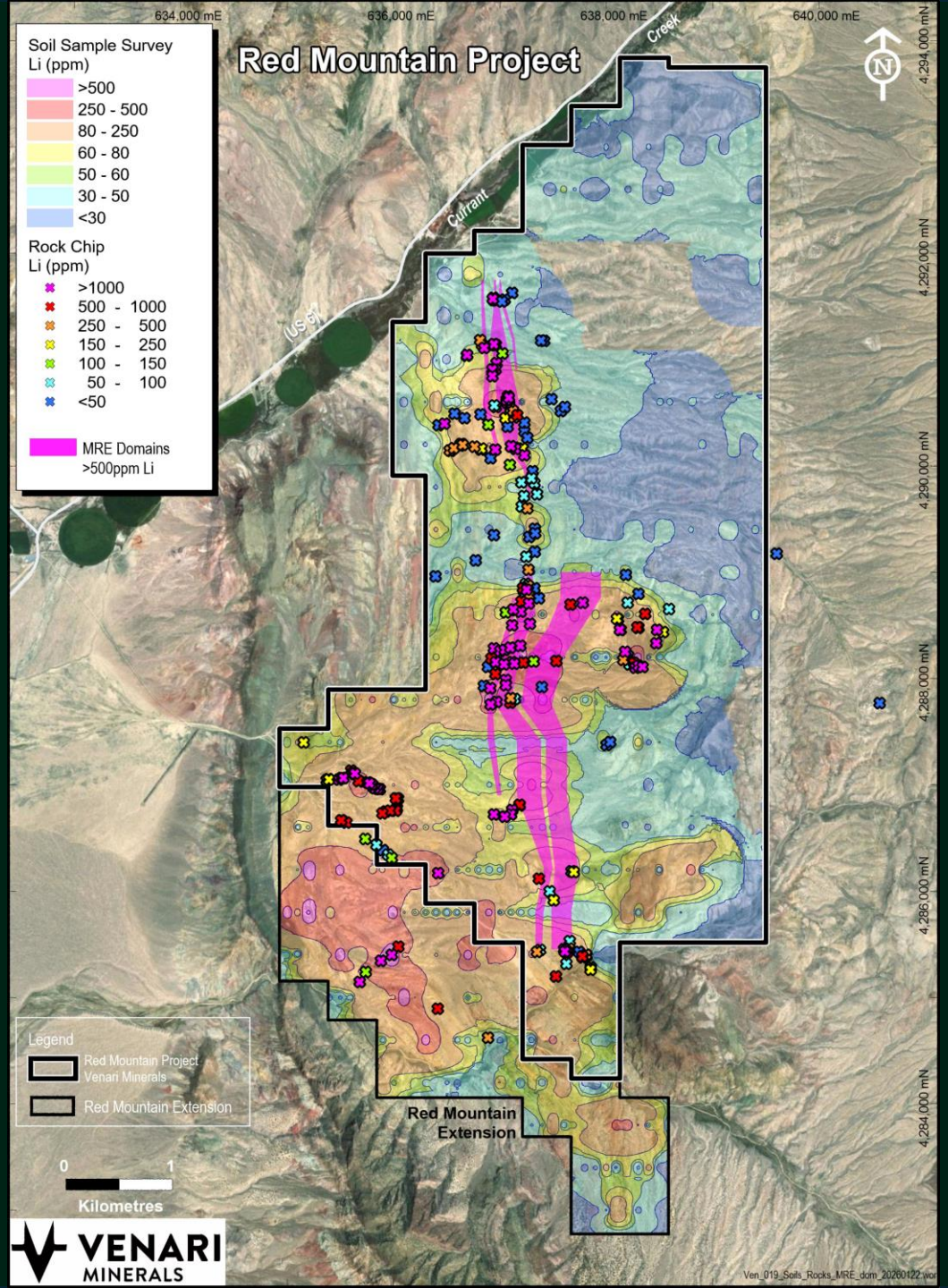

Invest in Venari

- Substantial maiden Mineral Resource Estimate in the premier mining jurisdiction of Nevada, in the critical –minerals hungry USA.
- High-grade northern area has excellent potential, with further successful drilling and process test-work, to form the basis of an attractive mine schedule
- Lithium readily leaches and mineralisation may be upgraded through beneficiation
- Multiple zones of exploration upside
- Active project advancement with strong news-flow and near-term catalysts
  - Revised JORC Exploration Target – Feb
  - Lithium carbonate product test-work results - Feb
  - Drill planning 2026 Finalised – Mar
  - Exploration, Infill and Resource Extension Drilling – Q2

Disclaimer & Forward-Looking Statement

Important Notice & Disclaimer

The purpose of this presentation is to provide background information to assist readers in obtaining a general understanding of Venari Minerals NL ('Venari' or 'the Company') and its objectives. Readers should make their own independent assessment of the information and take their own independent professional advice in relation to the information and any proposed action to be taken in on the basis of the information. To the maximum extent permitted by law, Venari and its professional advisors and their related bodies corporate, affiliates and each of their respective directors, officers, partners, employees, advisers and agents and any other person involved in the preparation of this presentation disclaim all liability and responsibility (including without limitation any liability arising from fault or negligence) for any direct or indirect loss or damage which may arise or be suffered through use of or reliance on anything contained in, or omitted from, this presentation. Neither Venari nor its advisors have any responsibility or obligation to inform the reader of any matter arising or coming to their notice after the date of this presentation, which may affect any matter referred to in the presentation. The distribution of this Presentation (including an electronic copy) outside Australia may be restricted by law. If you come into possession of this Presentation, you should observe such restrictions and seek your own advice on such restrictions. Any non-compliance with these restrictions may contravene applicable securities.

Not An Offer

This presentation is not and should not be considered as an offer or invitation to apply for or purchase securities of the Company or as a recommendation or inducement to make an offer or invitation in respect of the Company's securities. This presentation is not a disclosure document under Australian law or under any other law. It does not purport to contain all the information any reader or prospective investor may require to make an investment decision and it does not contain all of the information required by Australian law or any other law to be disclosed in a prospectus. In particular, this presentation does not constitute an offer to sell, or the solicitation of an offer to buy, any securities in the United States. This Presentation may not be distributed or released in the United States. Securities in the Company have not been, nor will be, registered under the U.S. Securities Act of 1933, or the securities laws of any state or other jurisdiction in the United States. Accordingly, the securities in the Company may not be offered or sold, directly or indirectly to, persons in the United States or persons who are acting for the account or benefit of a person in the United States unless they have been registered under the U.S. Securities Act or in a transaction exempt from, or not subject to, the registration requirements of the U.S. Securities Act and any other applicable U.S. laws.

Not Investment Advice

The presentation is not investment or financial product advice (nor tax, accounting or legal advice) and is not intended to be used for the basis of making an investment decision.

Forward-looking Statements

Certain statements contained within the presentation are forward looking statements. Such forward looking statements are necessarily based upon a number of estimates and assumptions that, while considered reasonable by Venari, are inherently subject to significant technical, business, economic, competitive, political and social uncertainties and contingencies, involve known and unknown risks and uncertainties that could cause actual events or results to differ materially from estimated or anticipated events or results to materially differ from estimated or anticipated events or results reflected in such forward looking statements, and may include among other things, statements regarding estimates and assumptions in respect of prices, costs, results and capital expenditure, and are or may be based on assumptions and estimates related to future technical, economic, market, political, social and other conditions. In certain cases, forward-looking statements can be identified by the use of words such as, "affords", "anticipates", "believe", "considered", "continue", "could", "establishes", "estimate", "expected", "future", "interpreted", "likely", "looking", "may", "open", "plan" or "planned", "potential", "robust", "targets", "will" or variations of such words and phrases or statements that certain actions, events or results may, could, would, might or will be taken, occur or be achieved or the negative of these terms or comparable terminology. Venari disclaims any intent or obligation to publicly update any forward-looking statements, whether as a result of new information, future events or results or otherwise. An investment in securities in the Company is subject to investment and other known and unknown risks, some of which are beyond the control of the Company. The Company does not guarantee any particular rate of return or the performance of its securities, nor does it guarantee any particular tax treatment. You should carefully consider the risks outlined in this Presentation before making an investment decision.

No Liability

No representation or warranty, express or implied, is given as to the fairness, accuracy, completeness, reliability or adequacy of statements, estimates, opinions or other information, or the reasonableness of any assumption or statement in this presentation (any of which may change without notice), or the likelihood of achievement or reasonableness of forecasts or prospective statements in this presentation. Forecasts and prospective statements are by their nature subject to significant uncertainties and contingencies. Forecasts and prospective statements in this presentation are based on current expectations about future events and are subject to risks, uncertainties and assumptions that could cause actual results to differ materially from the expectations described.

This presentation has been approved for release by Venari's Board of Directors.

JORC CP Statements

Competent Persons Statements

The information in this presentation that relates to Needles Gold and Red Mountain Lithium (Section 1: Sampling Techniques and Data) is based on information compiled by Mr Matthew Healy, a Competent Person who is a Member of The Australasian Institute of Mining and Metallurgy (AusIMM Member number 303597). Mr Healy is a full-time employee of Venari Minerals NL and is eligible to participate in a share-based incentive schemes of the Company. Mr Healy has sufficient experience that is relevant to the style of mineralisation and type of deposit under consideration and to the activity being undertaken to qualify as a Competent Person as defined in the 2012 Edition of the 'Australasian Code for Reporting of Exploration Results, Mineral Resources and Ore Reserves'. Mr Healy consents to the inclusion in the report of the matters based on his information in the form and context in which it appears.

The information in this report that relates to Reporting of Exploration Results (Section 2) and Mineral Resource Estimates is based on information compiled by Mr. Richard Newport, principal partner of Richard Newport & Associates – Consultant Geoscientists. Mr. Newport is a member of the Australian Institute of Geoscientists and has sufficient experience which is relevant to the style of mineralisation and type of deposit under consideration and to the activity which he is undertaking to qualify as a Competent Person under the 2012 Edition of the 'Australasian Code for Reporting of Exploration Results, Mineral Resources and Ore Reserves'. Mr. Newport consents to the inclusion in this announcement of the matters based on his information in the form and context in which it appears.

Mineral Resource Estimates

Where the Company references previously disclosed Mineral Resource Estimates it confirms that the relevant JORC Table 1 disclosures are included with the original referenced ASX Announcements and that it is not aware of any new information or data that materially affects the information included in those ASX Announcements and in the case of Mineral Resources, that all material assumptions and technical parameters underpinning the estimates in the Announcements continue to apply and have not materially changed.

Footnotes & Previous Announcements

The information contained within this presentation that relates to exploration results has been extracted from the following ASX announcements (ASX: VMS) previously (ASX: ASE):

- ASX: VMS, 2 February 2026, Maiden Mineral Resource Estimate for the Red Mountain Lithium Project
- ASX: ASE, 18 June 2024, Significant lithium discovery at the Red Mountain Project
- ASX: ASE, 22 July 2024, Further high-grade lithium intersections at Red Mountain
- ASX: ASE, 7 August 2024, Receipt of final assays for the Red Mountain Lithium Project
- ASX: ASE, 16 December 2024, Signficant new zones of lithium mineralisation discovered at Red Mountain Project, USA
- ASX: ASE, 20 January 2025, Lithium discovery extended with exceptional 86.9-metre intercept at Red Mountain
- ASX: ASE, 19 May 2025, Exceptional lithium intercept extends Red Mountain discovery further to the North
- ASX: ASE, 29 May 2025, Two lithium zones confirmed in latest Red Mountain drill hole
- ASX: ASE, 25 June 2025, Widest lithium mineralisation intersected at Red Mountain
- ASX: ASE, 25 July 2025, Exceptional Drill-hole Intersects combined 170m of Lithium Mineralisation at Red Mountain
- ASX: VMS, 17 November 2025, Initial Red Mountain Assays confirm High-grade Lithium
- ASX: VMS, 24 November 2025, More High-Grade lithium results from Red Mountain drilling
- ASX: VMS, 11 December 2025, High-Grade lithium confirmed at Red Mountain North
- ASX: VMS, 16 December 2025, Highest-Grade lithium intersection to date at Red Mountain
- ASX: VMS, 12 January 2026, Final assays received and Maiden MRE advances - Red Mountain
- ASX: ASE, 22 April 2025, Beneficiation test-work successfully upgrades mineralisation at Red Mountain
- ASX: ASE, 10 June 2025, Beneficiation Delivers 4,480ppm Lithium Clay Concentrate at Red Mountain
- ASX: ASE, 9 December 2024, Positive initial metallurgical results from Red Mountain
- ASX: VMS, 15 October 2025, Metallurgical test-work delivers 132% upgrade to lithium mineralisation at Red Mountain
- ASX: VMS, 27 January 2026, Further positive metallurgical test-work results from Red Mountain Lithium Project
- ASX: ASE, 20 November 2023, Large lithium soil anomalies discovered at Red Mountain
- ASX: ASE, 27 November 2023 Outstanding Rock-Chip Assays at Red Mountain Project
- ASX: ASE, 8 July 2024, High-grade rock chip assays extend prospective lithium horizon at Red Mountain Project, USA
- ASX: ASE, 4 February 2025, New Zone of lithium-bearing rocks identified at Red Mountain
- ASX: ASE, 3 September 2025, Outstanding lithium anomalism in surface sampling at Red Mountain Extension

Lithium Carbonate Equivalent wt%(LCE) has been calculated from Lithium parts-per-million (ppm) by the formula LCE = Li (ppm) x 5.323 /10,000

VENARI MINERALS

Contact:

Matthew Healy
Executive Director & CEO
+61 (0)431 683 952
matt@venariminerals.com

Nicholas Read
Media & Investor Relations
+61 (0)419 929 046
nicholas@readcorporate.com.au

Appendix 1: US Sedimentary Lithium Projects

Company	State	Ticker	Market Cap ($M AUD)	Project	Development Stage	Reporting Code	Mineral Resource Estimates			Combined Mineral Resource Estimate			
							Measured	Indicated	Inferred	*Tonnes (Mt)*	*Category*	*Grade (ppm Li)*	*Contained LCE (Mt)*
Lithium Americas	NV	NYSE: LAC	$ 2,362	Thacker Pass	Construction	NI 43-101	561Mt @ 2680ppm Li	3225Mt @ 2150ppm Li	1982Mt @ 2070ppm Li	5,768	Meas - Ind - Inf	2,174	66.7
Ioneer	NV	ASX: INR	$ 433	Rhyolite Ridge	Feasibility	JORC (2012)	152Mt @ 1586ppm Li	261Mt @ 1416ppm Li	97Mt @ 1387ppm Li	510	Meas - Ind - Inf	1,461	4.0
Century Lithium Corp	NV	TSX-V: LCE	$ 100	Clayton Valley	Feasibility	NI 43-101	858Mt @ 990ppm Li	280Mt @ 891ppm Li	187Mt @ 820ppm Li	1,326	Meas - Ind - Inf	945	6.7
Jindalee Lithium	OR	ASX: JLL	$ 57.4	McDermitt Lithium	Pre-Feasibility	JORC (2012)		1470Mt @ 1420ppm Li	1540Mt @ 1270ppm Li	3,010	Ind - Inf	1,343	21.5
American Battery Technology Comp.	NV	NASDAQ: ABAT	$ 810	Tonopah Flats	Pre-Feasibility	SEC S-K 1300	1127Mt @ 876ppm Li	2534Mt @ 640ppm Li	2151Mt @ 424ppm Li	5,812	Meas - Ind - Inf	606	18.7
Surge Battery Metals	NV	TSX-V: NILI	$ 155	Nevada North	Scoping/PEA	NI 43-101			550Mt @ 2956ppm Li	550	Inf	2,956	8.7
Advanced Lithium Research	AZ	-	-	Big Sandy	Scoping/PEA	JORC (2012)		14.6Mt @ 1940ppm Li	17.9Mt @ 1780ppm Li	33	Ind - Inf	1,852	0.3
Nevada Lithium Resources	NV	OTCMKTS: NVLHF	$ 43.4	Bonnie Claire	Scoping/PEA	NI 43-101			3407Mt @ 1013ppm Li	3,407	Inf	1,013	18.4
American Lithium	NV	TSX-V: LI	$ 221	TLC	Scoping/PEA	NI 43-101	860Mt @ 924ppm Li	1192Mt @ 727ppm Li	486Mt @ 713ppm Li	2,538	Meas - Ind - Inf	791	10.7
Venari Minerals	NV	ASX: VMS	$ 21.5	Red Mountain	Adv. Exploration	JORC (2012)			500Mt @ 1139ppm Li	500	Inf	1,139	3.0
Nevada Sunrise Corp	NV	TSX-V: NEV	$ 7.23	Gemini	Adv. Exploration	NI 43-101			1183Mt @ 1132ppm Li	1,183	Inf	1,132	7.1
Noram Lithium Corp	NV	TSX-V: NRM	$ 13.5	Zeus	Adv. Exploration	NI 43-101		587Mt @ 957ppm Li	301Mt @ 861ppm Li	888	Ind - Inf	925	4.4
Adelayde Exploration	NV	CNSX: SPMTF	$ 6.27	McGee	Adv. Exploration	NI 43-101		320Mt @ 803ppm Li	157Mt @ 865ppm Li	477	Ind - Inf	823	2.1
Chariot Corp	NV	ASX: CC9	$ 31.3	Horizon Lithium	Adv. Exploration	NI 43-101		373Mt @ 669ppm Li	2454Mt @ 680ppm Li	2,827	Ind - Inf	679	10.2
Enertopia	NV	OTCMKTS: ENRTD	$ 1.74	West Tonopah	Adv. Exploration	NI 43-101		80.4Mt @ 561ppm Li	138Mt @ 655ppm Li	218	Ind - Inf	620	0.7
Authium	NV	-	-	Clayton Ridge	Adv. Exploration	NI 43-101	379Mt @ 816ppm Li	141Mt @ 801ppm Li	70.5Mt @ 798ppm Li	591	Meas - Ind - Inf	810	2.5
Austroid Corp	NV	-	-	Lone Mountain	Adv. Exploration	JORC (2012)		638Mt @ 774ppm Li	857Mt @ 789ppm Li	1,495	Ind - Inf	783	6.2

Disclaimer: With respect to the historical estimates and/or foreign estimates of mineralisation of the peer projects disclosed in table above, VMS cautions that:

- Foreign estimates are not necessarily equivalent to to JORC MRE categories and direct comparisons should be avoided. However, given the bulk of US sedimentary MREs are reported under non-JORC standards, it would be misleading to not disclose these to the market.
- these estimates are not reported in accordance with the Australasian Code for Reporting of Exploration Results, Mineral Resources and Ore Reserves (referred to as the "JORC Code (2012)");
- a Competent Person has not completed sufficient work to classify the historical estimates or foreign estimates as Mineral Resources or Ore Reserves in accordance with the JORC Code (2012); and
- it is uncertain that following further evaluation if the historical estimates or foreign estimates will be able to be reported as Mineral Resources or Ore Reserves in accordance with the JORC Code (2012).

Mr Matthew Healy, a Competent Person, who is the Chief Executive Officer and Executive Director of VMS, and a member of the Australasian Institute of Mining and Metallurgy (AusIMM), has considered the information for the historical estimates and/ or foreign estimates of mineralisation for the peer projects disclosed in the table above and considers that the information disclosed is an accurate representation of the available data for peer mineral resource estimates in the US lithium market. Mr Healy consents to the inclusion in this presentation of the matters based on this information in the form and context which it appears, with relevant source references provided for each historical and/or foreign resource estimates described

Appendix 1: Cont'd
US Sedimentary Lithium Projects – source reports

Notes:
Market Capitalisations current as at 4 February 2026, calculated using FOREX rates of: AUD/USD =0.69, AUD/CAD = 0.96

Mineral Resource Estimate sources:
NYSE: LAC, 31 December 2024, Updated NI 43-101 Technical Report for the Thacker Pass Project
ASX: INR, 5 March 2025, Rhyolite Ridge Mineral Resource Update
TSX-V: LCE, April 2024, Century Lithium announces positive Feasibility Study for the Clayton Valley Lithium Project, Nevada
ASX: JLL, 9 November 2024, McDermitt Preliminary Feasibility Study
NASDAQ: ABAT, 4 September 2025, Tonopah Flats Lithium Project S-K 1300 Techincal Report and Preliminary Feasibility Study
TSX-V: LI, 26 October 2022, Technical Report TLC Property, Nevada USA
TSX-V: NVLH, 25 February 2022, Preliminary Economic Assessment NI 43-101 Technical Report (Bonnie Claire)
ASX: AZL, Quarterly Report for the period ending 31 March 2024
TSX-V: NILI, July 2025, Nevada North Lithium Project NI 43-101 Technical Report Preliminary Economic Assessment
ASX: FBM, 15 April 2024, Outstanding maiden mineral resource estimate of r80% owned Nevada Lithium Project
ASX: VMS, 2 Feb 2026, Maiden Mineral Resource Estimate for Red Mountain Lithium Project
TSX-V: NEV, 3 August 2024, NI 43-101 Technical Report Resource Estimate for Gemini Lithium Project
OTCMKTS:ENRTD, 1 November 2023, NI 43-101 Technical Report... Enertopia West Tonopah Lithium Project
TSX-V: NRM, 15 May 2024, Updated Mineral Resource Estimate Zeus Lithium Project
CNSX: SPMT, 14 June 2022, Technical Report McGee Lithium Clay Project, Esmeralda County
ASX: CC9, 21 December 2023, NI 43-101 Techincal Report for the Horizon Lithium Project Tonopah, Nevada
Authium - Clayton Ridge Project https://authium.com.au/project/

Appendix 2
US Lithium Project Transactions on the ASX

Arizona Lithium (ASX: AZL)

- Sale of Big-Sandy Lithium Clay deposit to Advanced Lithium Research Centre LLC (completed August 2025)
- US $5m Cash
- 32.5Mt @ 1,850ppm Li (321kt LCE), comprising 14.6Mt @ 1,940ppm Li Indicated (151kt LCE) and 17.9Mt @ 1,780ppm Li inferred (170kt LCE)
- Transaction valued at **AUD $23.3/t LCE**

Pantera Lithium (ASX: PTL)

- Sale of Smackover Lithium Project to EnergyX (completed October 2025)
- A $40m total comprising A $6m in Cash and A $34M in EnergyX Stock
- Exploration Target of 436kt to 2.97Mt contained LCE
- Transaction valued at **AUD $13.5/t - $91.7/t LCE (*as Exploration Target*)**

Jindalee Lithium (ASX: JLL)

- Letter of Intent with SPAC for Merger and NASDAQ/NYSE listing (announced September 2025, **incomplete as of 2 Feb 2026**)
- Jindalee to receive 50m shares in NewCo valued at $10 per share in consideration for the transaction
- 3Bt @ 1,340ppm Li (21.5Mt LCE), comprising 1.47Bt @ 1,420ppm Li indicated (11.1Mt LCE) and 1.54Bt @ 1,270ppm Li inferred (104Mt LCE)
- Transaction valued at a minimum of **AUD $34.7/t LCE**

Transaction Sources:

ASX: PFE, 9 July 2025, A$40M sale of Smackover Lithium Project to EnergyX
ASX: PFE, 29 January 2024, Material LCE Exploration Target for the Superbird Lithium Brine Project
ASX: AZL, 4 August 2025, US$5M Non-dilutive transaction closed
ASX: AZL, Quarterly Report for the period ending 31 March 2024
ASX: JLL, 9 September 2025, Jindalee signs non-binding LOI to list McDermitt on US national exchange
ASX: JLL, 9 November 2024, McDermitt Preliminary Feasibility Study

Appendix 3 continued
Exploration-Phase ASX Lithium MREs

Company	Ticker	Type	Mineral Resource Estimates			LCE in Mineral Resources (Mt)			
			Measured	Indicated	Inferred	Meas.	Ind.	Inf.	Total
Jindalee Lithium	JLL	Sed.		1470Mt @ 1420ppm Li	1540Mt @ 1270ppm Li		11	10	21.5
Lake Resources	LKE	Brine	4.19Mt LCE @ 226.4mg/l Li	4Mt LCE @ 206.6mg/l Li	2.89Mt LCE @ 215mg/l Li	4.19	4.00	2.89	11.07
European Metal Holdings	EMH	Spod.	53.3Mt @ 0.48% Li2O	360.2Mt @ 0.44% Li2O	294.7Mt @ 0.39% Li2O	0.63	3.92	2.84	7.40
Pmet	PMT	Spod.		108.68Mt @ 1.41% Li2O	35.08Mt @ 1.35% Li2O		3.80	1.17	4.97
Prairie Lithium	PL9	Brine		4.6Mt LCE @ 98mg/l Li			4.60		4.60
Venari Minerals	VMS	Sed.			500Mt @ 1139ppm Li		0	3.03	3.03
Winsome Resources	WR1	Spod.		61.4Mt @ 1.14% Li2O	16.5Mt @ 1.19% Li2O		1.73	0.49	2.22
Wildcat Resources	WC8	Spod.		70Mt @ 1.01% Li2O	4.1Mt @ 0.76% Li2O		1.75	0.08	1.83
Global Lithium Resources	GL1	Spod.		36.7Mt @ 1.03% Li2O	32.9Mt @ 0.96% Li2O		0.94	0.78	1.72
Atlantic Lithium	A11	Spod.	3.7Mt @ 1.37% Li2O	26.1Mt @ 1.24% Li2O	7Mt @ 1.15% Li2O	0.13	0.80	0.20	1.13
Pursuit Minerals	PUR	Brine		0.59Mt LCE @ 515.1mg/l Li	0.51Mt LCE @ 495.4mg/l Li		0.59	0.51	1.10
Greenwing Resources	GW1	Brine		0.67Mt LCE @ 192mg/l Li	0.4Mt LCE @ 200mg/l Li		0.67	0.40	1.07
Delta Lithium	DLI	Spod.	0.5Mt @ 1.2% Li2O	23.3Mt @ 1.09% Li2O	12.9Mt @ 1.01% Li2O	0.01	0.63	0.32	0.97
Green Technology Metals	GT1	Spod.		16.1Mt @ 1.29% Li2O	14.2Mt @ 1.01% Li2O		0.51	0.35	0.87
Infinity Metals	INF	Spod.		59Mt @ 0.29% Li2O	52.2Mt @ 0.27% Li2O		0.42	0.35	0.77
European Lithium	EUR	Spod.	4.31Mt @ 1.13% Li2O	5.43Mt @ 0.95% Li2O	3.14Mt @ 0.9% Li2O	0.12	0.13	0.07	0.32
Critical Resources	CRR	Spod.			8Mt @ 1.07% Li2O			0.21	0.21
Lithium Plus Minerals	LPM	Spod.		0.42Mt @ 1.22% Li2O	3.67Mt @ 1.45% Li2O		0.01	0.13	0.14
Anson Resources	ASN	Brine		0.02Mt LCE @ 93.5mg/l Li	0.08Mt LCE @ 93.5mg/l Li		0.02	0.08	0.10

ASX-listed lithium explorer (i.e. producers and developers excluded) Mineral Resource Estimates and contained Lithium Carbonate Equivalent (LCE). Brine Resources as contained LCE and Li as mg/L, sedimentary resources in Mt and ppm Li and spodumene resources in Mt and Li2O%. Contained LCE calculated from source Mineral Resource Estimates using 2.475 conversion factor for Li2O – LCE and 5.323 conversion factor for ppm Li to LCE