28 January 2026

Litchfield Minerals Limited (ASX: LMS)

Quarterly Activities Report – December 2025 Quarter

For the period 1 October 2025 to 31 December 2025

Executive Summary

During the December 2025 Quarter, **Litchfield materially advanced the Oonagalabi Project** through a systematic program of mapping, RC drilling, downhole EM (DHEM), VTEM-driven targeting, IP surveying and ground EM mobilisation. The Company also strengthened its balance sheet via a **$6.0 million placement**, providing the funding required to accelerate exploration and maintain strong momentum across priority targets.

Key outcomes for the quarter included:

- **Confirming the mineralised Oonagalabi Formation extends across a materially larger strike footprint** than previously mapped, including linkage between key prospects.
- **Delivering further strong RC drilling outcomes at the Oonagalabi Main Zone** including:
    - **91m @ 0.9% Cu & 1.3% Zn Hole 10**
    - **90m @ 0.6% Cu & 1.8% Zn Hole 14**
- **Semi-massive to massive sulphides hit at VT1.**
- **Progressing VT1 and VT2 conductor targeting** through drilling and DHEM refinement, supported by my view that the system is building toward a larger intrusion-related sulphide architecture.
- **Completing the first phase of IP surveying across VT2 and the NE Oonagalabi trend through to Bomb-Diggity**, generating multiple priority targets for follow-up.
- **Mobilising and commencing ground EM/FLEM**, aimed at sharpening VT1 drill vectors.

Exploration Activities

1) Oonagalabi Project, Northern Territory

1.1 Regional mapping and formation-scale growth

Early in the quarter, we reported mapping results that confirmed continuous outcrop of the mineralised Oonagalabi Formation between key areas (including Silverado through to Bomb-Diggity). In addition, further mineralised zones were identified that materially expanded my interpretation of the broader system footprint and strike potential (**Figure 1**).

This work reinforced the Company's view that significant portions of the mineralised formation have not yet been drill tested, and that additional geophysics (including IP) will play a central role in defining subsurface continuity along strike and down-dip.

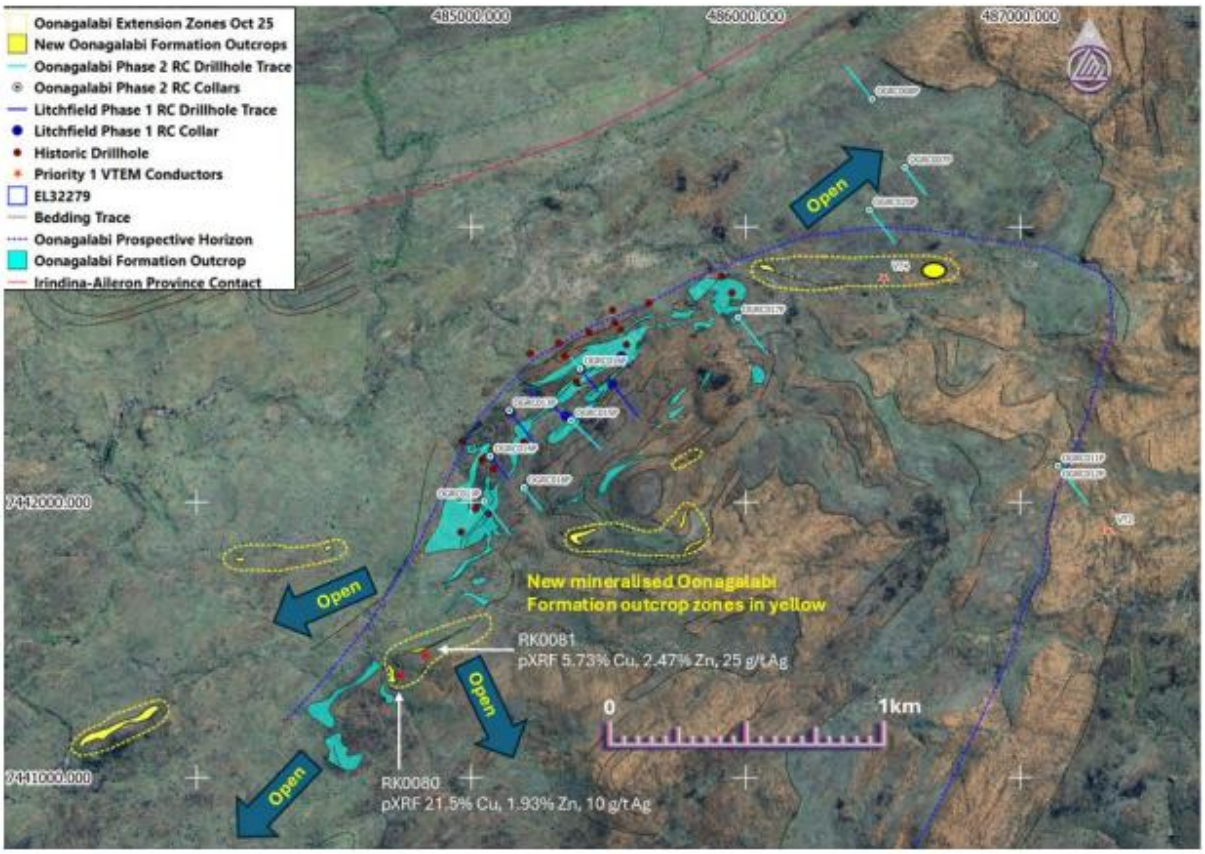

***Figure 1**. Oonagalabi Project satellite image showing the known and new mineralised Oonagalabi Formation outcrops, historic drilling and Litchfield Phase 1 and Phase 2 RC drillhole collar positions.*

Newly identified zones between Silverado and Oonagalabi are strongly mineralised with **pXRF results of rock chips including up to 21.5% Cu, 2.47% Zn, 25g/t Ag.**[1]

1.2 Oonagalabi Main Zone – RC drilling – Hole 10 & 14

OGRC10 recorded more than 100 metres of disseminated copper-zinc mineralisation in based on logging and field readings, demonstrating the scale and continuity emerging from the program.

[1] ASX Announcement 2nd October 2025; Oonagalabi Formation Extensions Found & Mapped System Open NE–SW.

In November, the Company released certified laboratory assays from OGRC010 confirming multiple thick mineralised intervals from near surface, with best intercept of **91m @ 0.9% Cu & 1.3% Zn** mineralisation (**Figure 2**).[2]



Figure 2 - Image showing dominantly finely disseminated and minor semi-massive Cu-Zn mineralisation within strong, pervasive calc-silicate alteration (olivine, pyroxene, amphibole, relict marble), 149-150m, OGRC010. Visual estimates ~7% chalcopyrite (2.3% Copper) and ~4% Sphalerite (2.7% Zinc). Note: Visual estimates of mineral abundance results should never be considered a proxy or substitute for laboratory analyses where concentrations of grades are the factors of principal economic interest. Visual estimates also potentially provide no information regarding impurities or deleterious physical properties relevant to valuation

This result reinforced the Company's position that the Main Zone represents a large, continuous copper-zinc system hosted within altered Oonagalabi Formation stratigraphy (**Figure 3**).

[2] ASX Announcement 17th November 2025: 91m @ 0.9% Cu and 1.3% Zn Confirmed at Oonagalabi, Reinforcing Large-Scale Cu–Zn System

Figure 3– Hole 10 drilled into a high chargeable zone at the Oonagalabi Main zone, marked by low conductivity, and a subdued



magnetic signature.

Step-out expansion hole, OGRC014, expanded the Main Zone footprint. In December, the company reported that OGRC014 delivered the widest mineralised intercept drilled at Oonagalabi to date, intersecting 148 metres of mineralised Oonagalabi Formation and confirming strike continuity via a step-out from OGRC010 with a best interval of **90m @ 0.6% Cu & 1.8% Zn** (**Figure 4**).[3]

[3] ASX ANNOUNCEMENT – 10 December 2025: 148m Copper intercept expands Oonagalabi Main Zone Well-funded to aggressively test intrusive targets in 2026.

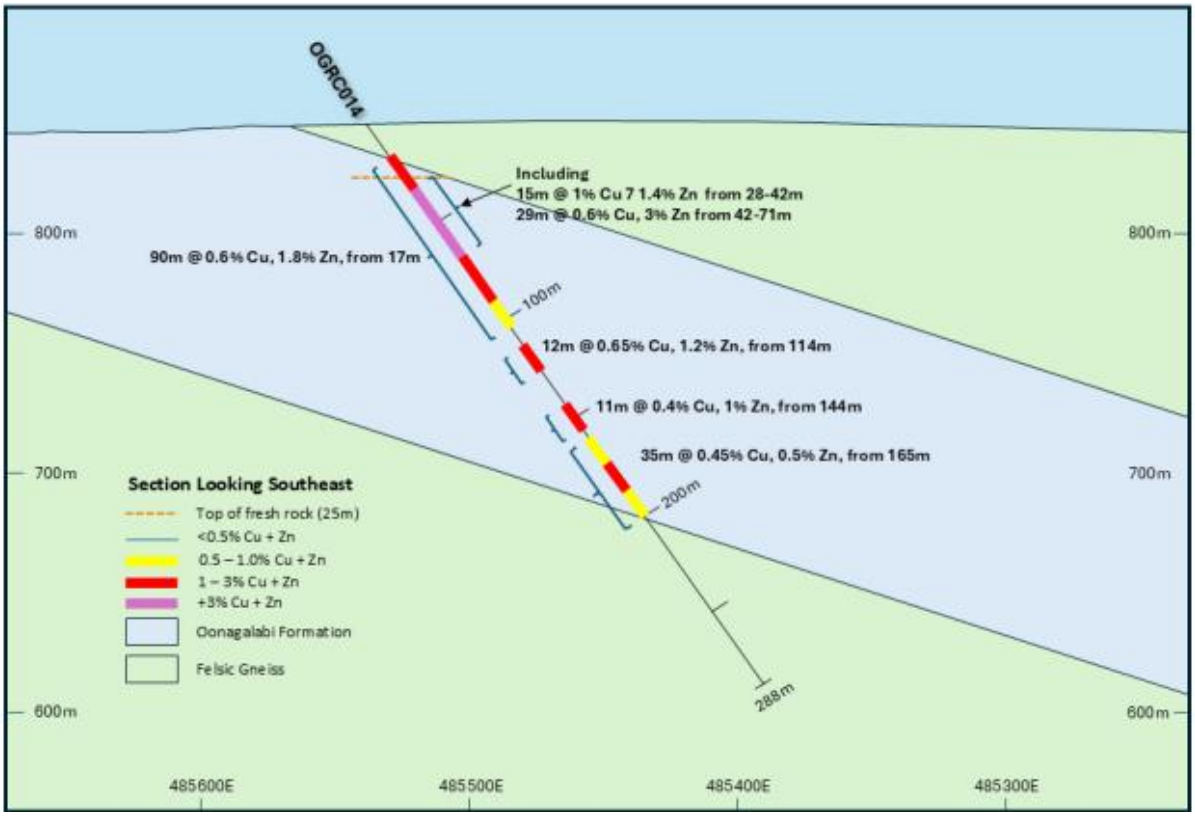

Figure 4 – Simple view of geology with cross section of OCRG0014.

1.3 VT2 – DHEM confirms a larger conductive body and strengthens targeting confidence

In October, the Company intersected 168m of sporadic sulphides in drillhole OGRC011 at the VT2 conductor, including intervals containing semi-massive to massive sulphides, validating the significance of VTEM conductor targeting within the evolving Oonagalabi system architecture (**Figure 5**).[4]

[4] ASX Announcement 17th October 2025: Disseminated to massive sulphides intersected in Oonagalabi VT2 target, extending strike length.



Figure 5 - Semi-massive to massive sulphides from OGRC011 (249m), estimates comprising 4% pyrrhotite, 4% chalcopyrite and 3% sphalerite. Visual estimate Note: Visual estimates of mineral abundance results should never be considered a proxy or substitute for laboratory analyses where concentrations of grades are the factors of principal economic interest. Visual estimates also potentially provide no information regarding impurities or deleterious physical properties relevant to valuation

Following this initial success, Litchfield moved rapidly to complete Downhole Electromagnetic (DHEM) modelling, which confirmed that OGRC011 successfully clipped the lower edge of the VT2 interpreted massive sulphide conductor (**Figure 6**).[5] The DHEM results indicated the main conductive core lies immediately up-dip (southeast) of OGRC011, with the most conductive and thicker portion of the body remaining untested.

Importantly, modelling suggests the VT2 conductor extends at least 120m in depth and more than 400m along strike, with DHEM unable to define the full limits of the system due to the size and strength of the

[5] ASX ANNOUNCEMENT – 28th October 2025: DHEM confirms large conductive body at VT2.

conductor. These results strongly supported a structurally controlled, high-conductance, laterally extensive sulphide system, consistent with large-scale copper-zinc mineralisation across Oonagalabi.

Based on the upgraded conductor model, the Company has drilled a follow-up drillhole approximately 35m up-dip from OGRC011 to directly test the interpreted core of the massive sulphide zone. In parallel, IP and ground EM surveys were scheduled to further refine VT2 targeting and optimise follow-up drilling vectors across the broader corridor.

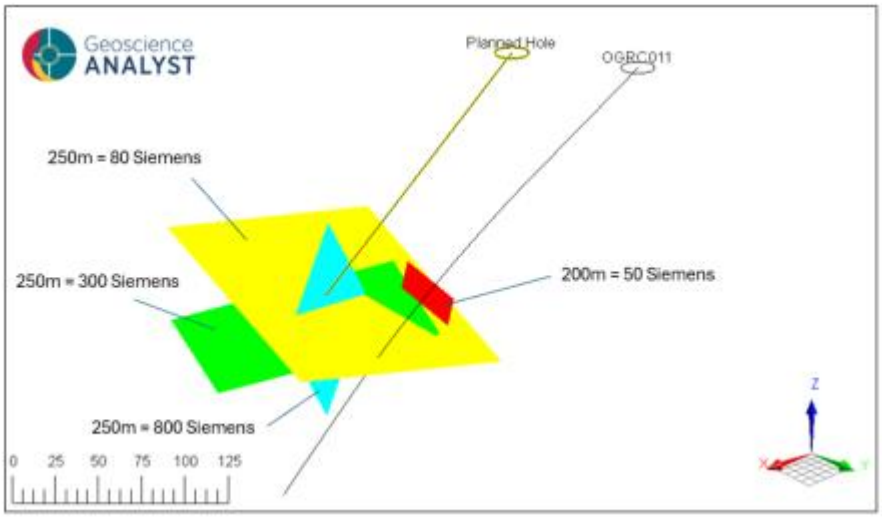

Figure 6 - 3D view looking southwest illustrating RC drillhole OGRC011 at the VT2 conductor alongside modelled plates from the downhole EM survey. OGRC011 intersected the 50 S plate at approximately 200 m and clipped the base of the 80 S plate at around 250 m downhole, where semi-massive to massive sulphides (pyrrhotite–chalcopyrite–sphalerite) were encountered. Modelling suggests OGRC011 passed beneath the stronger 300 S and 800 S plates near 250 m depth, and a new drillhole has been designed to target these high-conductance zones.

1.4 VT1 – drilling intersects sulphides; DHEM + ground EM/FLEM to tighten vectors [5]

In October, Litchfield reported that drilling at VT1 intersected a broad alteration envelope with disseminated sulphides, confirming the system is mineralised and supporting the priority of the VT1 conductor corridor.[6] The hole was also designed to enable Downhole Electromagnetic (DHEM) surveying to better constrain conductor geometry and refine drill vectors for follow-up targeting.

In November, the Company provided a technical update confirming that DHEM modelling demonstrated OGRC012 missed the main conductive body, but importantly delivered critical vectoring information by accurately defining the position of one of the conductors and demonstrating the system is larger, stronger, and more complex than initially interpreted from the airborne VTEM model (**Figure 7**).[7]

[6] ASX Announcement 23rd October 2025: Sulphides intersected at VT1, DHEM to refine target locations.
[7] ASX ANNOUNCEMENT – 4th November 2025: VT1 Emerging as a Strong Multi-Plate Conductor, Ground EM Survey to Commence Mid-November.

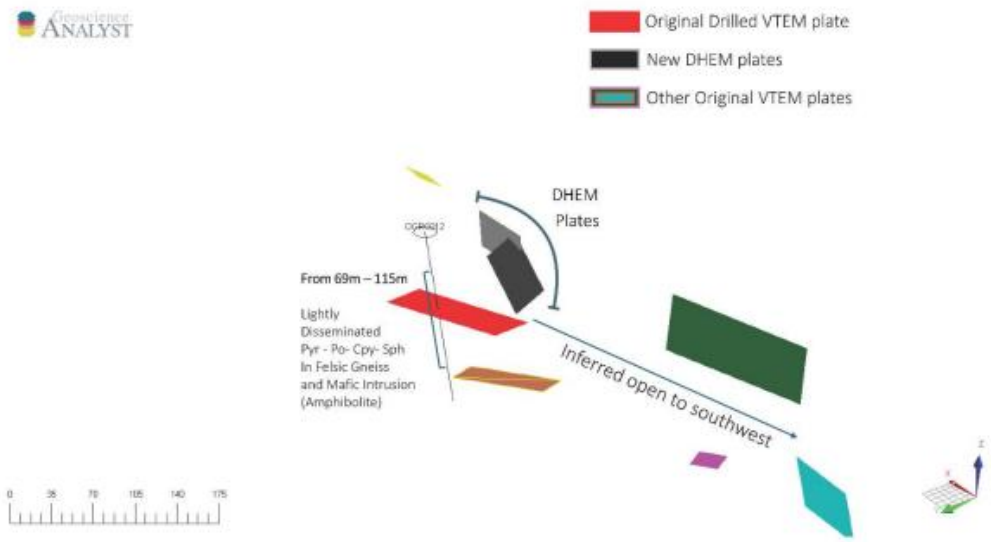

Figure 7 - Illustrates the drill hole intersecting one of the originally modelled VTEM plates, with DHEM data refining the interpretation and showing the actual positions of the nearest conductive plates.

DHEM results indicated a significantly higher conductor strength than first modelled (~995 Siemens vs ~700 Siemens) and supported the interpretation of a multi-plate conductive corridor comprising six to seven overlapping and potentially structurally offset plates within a ~400m folded zone, interpreted to remain open to the southwest.

Given the strength of the response and the near-surface position of the conductors, Litchfield planned a purpose-built high-resolution ground EM program, incorporating tighter line spacing and higher station density to resolve overlapping conductors and deliver near-DHEM level surface resolution. This work was scheduled to commence in the second half of November and was designed to produce drill-ready targets immediately following interpretation.

1.5 Induced Polarisation program – first phase complete across VT2 and NE trend toward Bomb-Diggity

In November, Litchfield completed the first phase of its Induced Polarisation (IP) program across VT2 and the Northeast Oonagalabi trend through to the Bomb-Diggity intrusion, comprising eight IP lines (~1.5km long) designed to penetrate deeper into the system and refine our structural and mineralisation models.[8]

The new IP results strongly supported the Company's interpretation that the prospective mineralised Oonagalabi Formation wraps around the nose of the broader Oonagalabi Anticline, linking the Oonagalabi Main Zone through Bomb-Diggity and into VT2. This interpretation was reinforced by the extension of the Main Zone chargeability anomaly by ~450m to the northeast, and the identification of

[8] ASX ANNOUNCEMENT – 24th November 2025: New IP Data Highlights Multiple High-Priority Targets Across a Potentially Large Intrusive System.

two sub-parallel +500m-long chargeability trends immediately adjacent to the VT2 conductor (**Figure 8**).

At VT2, the IP response is consistent with expectations for a sulphide-rich system, with the survey delineating large, coherent low-resistivity zones that persist to depth, indicating the potential for a laterally and vertically extensive sulphide-bearing package. Importantly, the IP campaign also highlighted zones of mineralisation potential that were not readily apparent in existing magnetics, VTEM and DHEM datasets, supporting the Company's view that VT2 represents a fully preserved, blind mineralised system with meaningful potential upside scale.

This work forms part of Litchfield's systematic, data-driven approach to prioritising follow-up drilling across Oonagalabi, integrating VTEM plate modelling, drilling, DHEM, IP and planned ground EM to progressively tighten vectors and convert emerging anomalies into drill-ready targets across the broader mineralised corridor.

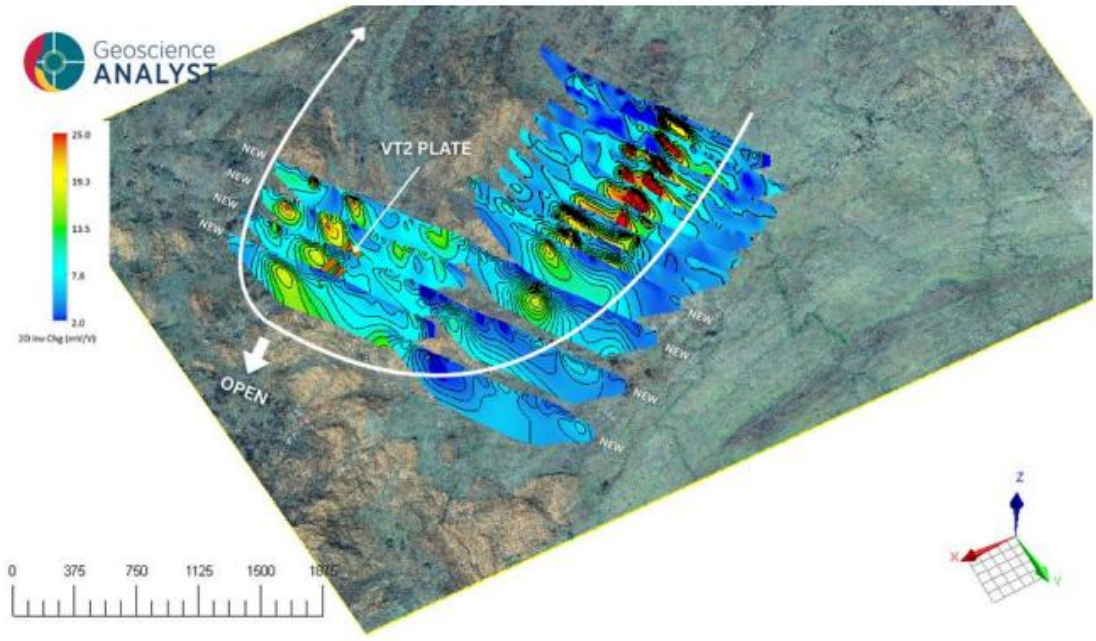

Figure 8 - Pole-Dipole Induced Polarisation Chargeability 2D Inversion sections, looking southwest, showing the Oonagalabi Main Zone on the right where it plunges deeply under the Bomb Diggity area in the nose of the Oonagalabi Anticline and then wraps around to the eastern limb of the anticline at VT2 where it is open to the northeast

1.6 Ongoing field execution update (late quarter)

Late in November, Litchfield provided an operational exploration update confirming ground EM mobilisation, completion of a five-hole drilling program, and that further interpretation and outstanding assay outcomes would be released upon receipt.[9]

[9] ASX ANNOUNCEMENT – 28th November 2025: Exploration Update – Litchfield Minerals.

Corporate and Financial

Capital raising to accelerate exploration

In October, **Litchfield completed a $6.0 million placement at $0.60 per share**, supported by strong demand from institutional and sophisticated investors.[10] Proceeds were directed toward accelerating exploration at Oonagalabi (including drilling and geophysics) and maintaining momentum across the Company's priority targets.

Planned Work Program (Next Quarter Outlook)

Based on the progress achieved during the December 2025 Quarter, the Company's near-term focus is expected to include:

- Continued integration of Main Zone drilling results to support step-out planning and strike extensions;
- Progression of VT2 targeting using the DHEM-upgraded conductor model, including follow-up drilling to test the interpreted core position;
- Completion and interpretation of ground EM/FLEM over VT1, converting the multi-plate corridor into sharper, drill-ready vectors; and
- Advancing priority targets generated by the VT2-to-Bomb-Diggity IP program, with follow-up work directed toward the highest-confidence conductive/chargeable features and structural corridors.

CORPORATE

Cash Position

At 31 December 2025, the Company held $6.1 million cash at bank (unaudited).

Capital Structure

- At 31 December 2025, the Company has 63,750,058 shares on issue, of which 7,192,500 shares from the IPO are escrowed till 13/03/2026.
- There are 7,000,000 performance rights on issue, of which 1,000,000 have vested.
- There are 16,188,500 unlisted options on issue,
    - 4,988,500, 10c Exp 31/08/2027.
    - 2,500,000 Board and Management

[10] ASX Announcement 20th October 2025: $6.0 Million Raised, Strong Demand from Leading Resource Funds and Industry Experts.

- 1,250,000, 30c Exp 28/02/2028, of which 750,000 are escrowed until 13/03/2026.
- 1,250,000, 35c Exp 28/02/2028, of which 750,000 are escrowed until 13/03/2026.

- 6,700,000 Broker options,
  - 4,700,000, 30c Exp 31/08/2027, which are escrowed till 13/03/2026.
  - 2,000,000, 90c Exp 27/10/2027

ASX Listing Rule 5.3.1 Disclosure

$0.955 million exploration spend during the quarter can be summarised as:

- $0.725 million related exploration activities on Oonagalabi, including $0.295 million in drilling;
- $0.165 million relating Mt Doreen, Lucy Creek and Silver City; and
- $0.065 million on general exploration activities.

ASX Listing Rule 5.3.2

The Company confirms that there was no mine production and development activities for the Quarter.

ASX Listing Rule 5.3.4

The Company provides a comparison of its actual spend against the estimated expenditure on "use of funds" items set out in the Company's Prospectus dated 24 January 2024.

Use of Funds	Funds Allocated $'000	Actual to date $'000
Exploration Drilling	2,424	2,738
Geophysics, Mapping, Sample Analysis, Vehicles and Tenement Cost	689	1,746
Operational Labour - Exploration	324	395
Working Capital and Administration	1,563	1,357

ASX Listing Rule 5.3.5

$86,000 was paid during the quarter to Related Parties, as reported in clause 6 of the ASX Appendix 5B (Cash Flow Report), comprised director fees.

TENEMENT INTERESTS

At 31 December 2025, the Company had interest in the following tenements (as required by Listing Rule 5.3.3). During this quarter, no additional tenement has been acquired nor any tenement removed from the company's portfolio.

Country	Location	Project	Tenement	Status	Current Interest (%)	Prior Quarter Interest (%)
Australia	Northern Territory	Mount Doreen	EL31305	Granted	100%	100%
Australia	Northern Territory	Lucy Creek	EL33568	Granted	100%	100%
Australia	Northern Territory	Lucy Creek 2	EL33888	Granted	100%	100%
Australia	Northern Territory	Oonagalabi	EL32279	Granted	100%	100%
Australia	Northern Territory	Paradise Well	EL32190	Granted	100%	100%
Australia	Northern Territory	Silver Valley	EL32241	Granted	100%	100%
Australia	Northern Territory	Silver Valley Extension	ELA 34246	Application	100%	-
Australia	Northern Territory	Strange ways	ELA 34240	Application	100%	-
Australia	Northern Territory	Hearts Range 1	ELA 34245	Application	100%	-
Australia	Northern Territory	Hearts Range 2	ELA 34250	Application	100%	-
Australia	Northern Territory	Hearts Range 3	ELA 34251	Application	100%	-
Australia	Northern Territory	Hearts Range 4	ELA 34255	Application	100%	-

The announcement has been approved by the Board of Directors.

For further information please contact:

Matthew Pustahya Matthew@litchfieldminerals.com.au	

Follow us on:

www.litchfieldminerals.com.au

https://twitter.com/Litchfield_LMS

https://www.linkedin.com/company/litchfield-minerals-limited/

Cautionary Statement

The information in this announcement relating to mineral exploration results, sampling, geophysical data, drilling results, and Exploration Targets is preliminary and conceptual in nature. Interpretations, estimates, and conclusions are based on current data and geological understanding, which may change as additional information becomes available. There is no certainty that further exploration will lead to the identification of a mineral deposit or to any commercial development.

All statements, other than statements of historical fact, included in this announcement — including statements regarding future exploration activities, targets, and company strategy — are forward-looking statements. These forward-looking statements involve known and unknown risks, uncertainties, and other factors that may cause actual results, performance, or achievements to differ materially from those anticipated. Such factors may include changes in exploration results, project priorities, regulatory conditions and other risks inherent to mineral exploration.

Readers are cautioned not to place undue reliance on forward-looking statements or Exploration Targets. The Company is under no obligation to update any forward-looking statements or information in this announcement, except as required by applicable laws or the ASX Listing Rules.
All technical information contained in this release is based on information compiled by qualified and competent professionals as defined under the JORC Code (2012 Edition).

Forward looking statement
This announcement may include forward-looking statements, which are subject to risks and uncertainties. Actual results could differ significantly due to factors beyond our control, including market conditions and industry-specific risks. These forward-looking statements are based on the Company's expectations and beliefs concerning future events. No warranty is given regarding the completeness of the information provided. Please avoid placing undue reliance on forward-looking statements, as they reflect views only as of the announcement date.

About Litchfield Minerals

Litchfield Minerals is a critical mineral explorer, primarily searching for base metals and uranium out of the Northern Territory of Australia. Our mission is to be a pioneering copper exploration company committed to delivering cost-effective, innovative and sustainable exploration solutions. We aim to unlock the full potential of copper and other mineral resources while minimising environmental impact, ensuring the longevity and affordability of this essential metal for future generations. We are dedicated to involving cutting-edge technology, responsible practices and stakeholder collaboration drives us to continuously redefine the industry standards and deliver value to our investors, communities and the world.

For further information please contact:

Matthew Pustahya Matthew@litchfieldminerals.com.au	

Follow us on:

www.litchfieldminerals.com.au

https://twitter.com/Litchfield_LMS

https://www.linkedin.com/company/litchfield-minerals-limited/

Competent Person's Statement

The information in this Presentation that relates to Exploration Results is based on, and fairly represents, information and supporting documentation compiled by Mr Russell Dow (MSc, BScHons Geology), a Competent Person who is a Member of the Australian Institute of Mining and Metallurgy (AUSIMM) and is a full-time employee of Litchfield Minerals Limited. Mr Dow has sufficient experience that is relevant to the style of mineralisation and types of deposits under consideration and to the activity being undertaken to qualify as a Competent Person as defined in the 2012 Edition of the "Australasian Code for Reporting of Exploration Results, Mineral Resources and Ore Reserves" (JORC Code). Mr Dow consents to the inclusion in the report of the matters based on his information in the form and context in which it appears. With regard to the Company's ASX Announcements referenced in the above Announcement, the Company is not aware of any new information or data that materially affects the information included in the Announcements.

Appendix 5B

Mining exploration entity or oil and gas exploration entity quarterly cash flow report

Name of entity	
Litchfield Minerals Limited	
ABN	**Quarter ended ("current quarter")**
33 612 660 429	December 2025

	Consolidated statement of cash flows	Current quarter $A'000	Year to date (6 months) $A'000
1.	**Cash flows from operating activities**		
1.1	Receipts from customers		
1.2	Payments for		
	(a) exploration & evaluation		
	(b) development		
	(c) production		
	(d) staff costs	(7)	(14)
	(e) administration and corporate costs	(212)	(263)
1.3	Dividends received (see note 3)		
1.4	Interest received		
1.5	Interest and other costs of finance paid	-	-
1.6	Income taxes paid		
1.7	Government grants and tax incentives	-	45
1.8	Other (provide details if material)		
1.9	**Net cash from / (used in) operating activities**	**(219)**	**(232)**

2.	**Cash flows from investing activities**		
2.1	Payments to acquire or for:		
	(a) entities		
	(b) tenements	(10)	(21)
	(c) property, plant and equipment	(160)	(161)
	(d) exploration & evaluation	(955)	(1,424)
	(e) investments		
	(f) other non-current assets	-	-

Consolidated statement of cash flows		Current quarter $A'000	Year to date (6 months) $A'000
2.2	Proceeds from the disposal of:		
	(a) entities		
	(b) tenements		
	(c) property, plant and equipment		
	(d) investments		
	(e) other non-current assets		
2.3	Cash flows from loans to other entities		
2.4	Dividends received (see note 3)		
2.5	Other (provide details if material)		
2.6	**Net cash from / (used in) investing activities**	**(1,124)**	**(1,606)**

3.	**Cash flows from financing activities**		
3.1	Proceeds from issues of equity securities (excluding convertible debt securities)	6,000	7,480
3.2	Proceeds from issue of convertible debt securities		
3.3	Proceeds from exercise of options	251	251
3.4	Transaction costs related to issues of equity securities or convertible debt securities	(396)	(457)
3.5	Proceeds from borrowings		
3.6	Repayment of borrowings		
3.7	Transaction costs related to loans and borrowings		
3.8	Dividends paid		
3.9	Other (provide details if material)		
3.10	**Net cash from / (used in) financing activities**	**5,855**	**7,274**

4.	**Net increase / (decrease) in cash and cash equivalents for the period**		
4.1	Cash and cash equivalents at beginning of period	1,586	662
4.2	Net cash from / (used in) operating activities (item 1.9 above)	(219)	(232)
4.3	Net cash from / (used in) investing activities (item 2.6 above)	(1,124)	(1,606)
4.4	Net cash from / (used in) financing activities (item 3.10 above)	5,855	7,274

Consolidated statement of cash flows		Current quarter $A'000	Year to date (6 months) $A'000
4.5	Effect of movement in exchange rates on cash held	-	-
4.6	**Cash and cash equivalents at end of period**	**6,098**	**6,069**

5.	Reconciliation of cash and cash equivalents at the end of the quarter (as shown in the consolidated statement of cash flows) to the related items in the accounts	Current quarter $A'000	Previous quarter $A'000
5.1	Bank balances	98	1,586
5.2	Call deposits	6,000	
5.3	Bank overdrafts		
5.4	Other (provide details)		
5.5	**Cash and cash equivalents at end of quarter (should equal item 4.6 above)**	**6,098**	**1,586**

6.	Payments to related parties of the entity and their associates	Current quarter $A'000
6.1	Aggregate amount of payments to related parties and their associates included in item 1	86
6.2	Aggregate amount of payments to related parties and their associates included in item 2	

Note: if any amounts are shown in items 6.1 or 6.2, your quarterly activity report must include a description of, and an explanation for, such payments.

7.	**Financing facilities** *Note: the term "facility' includes all forms of financing arrangements available to the entity.* *Add notes as necessary for an understanding of the sources of finance available to the entity.*	**Total facility amount at quarter end $A'000**	**Amount drawn at quarter end $A'000**
7.1	Loan facilities		
7.2	Credit standby arrangements		
7.3	Other (please specify)		
7.4	**Total financing facilities**		

7.5	**Unused financing facilities available at quarter end**	
7.6	Include in the box below a description of each facility above, including the lender, interest rate, maturity date and whether it is secured or unsecured. If any additional financing facilities have been entered into or are proposed to be entered into after quarter end, include a note providing details of those facilities as well.	

8.	**Estimated cash available for future operating activities**	**$A'000**
8.1	Net cash from / (used in) operating activities (item 1.9)	(219)
8.2	(Payments for exploration & evaluation classified as investing activities) (item 2.1(d))	(955)
8.3	Total relevant outgoings (item 8.1 + item 8.2)	(1,174)
8.4	Cash and cash equivalents at quarter end (item 4.6)	6,098
8.5	Unused finance facilities available at quarter end (item 7.5)	-
8.6	Total available funding (item 8.4 + item 8.5)	6,068
8.7	**Estimated quarters of funding available (item 8.6 divided by item 8.3)**	5.20

Note: if the entity has reported positive relevant outgoings (ie a net cash inflow) in item 8.3, answer item 8.7 as "N/A". Otherwise, a figure for the estimated quarters of funding available must be included in item 8.7.

8.8 If item 8.7 is less than 2 quarters, please provide answers to the following questions:

8.8.1 Does the entity expect that it will continue to have the current level of net operating cash flows for the time being and, if not, why not?

Answer: N/A.

8.8.2 Has the entity taken any steps, or does it propose to take any steps, to raise further cash to fund its operations and, if so, what are those steps and how likely does it believe that they will be successful?

Answer: N/A

8.8.3 Does the entity expect to be able to continue its operations and to meet its business objectives and, if so, on what basis?

Answer: N/A

Note: where item 8.7 is less than 2 quarters, all of questions 8.8.1, 8.8.2 and 8.8.3 above must be answered.

Compliance statement

1 This statement has been prepared in accordance with accounting standards and policies which comply with Listing Rule 19.11A.

2 This statement gives a true and fair view of the matters disclosed.

Date: .....28 January 2026.....

Authorised by: .....By the Board.....
(Name of body or officer authorising release – see note 4)

Notes

1. This quarterly cash flow report and the accompanying activity report provide a basis for informing the market about the entity's activities for the past quarter, how they have been financed and the effect this has had on its cash position. An entity that wishes to disclose additional information over and above the minimum required under the Listing Rules is encouraged to do so.

2. If this quarterly cash flow report has been prepared in accordance with Australian Accounting Standards, the definitions in, and provisions of, *AASB 6: Exploration for and Evaluation of Mineral Resources* and *AASB 107: Statement of Cash Flows* apply to this report. If this quarterly cash flow report has been prepared in accordance with other accounting standards agreed by ASX pursuant to Listing Rule 19.11A, the corresponding equivalent standards apply to this report.

3. Dividends received may be classified either as cash flows from operating activities or cash flows from investing activities, depending on the accounting policy of the entity.

4. If this report has been authorised for release to the market by your board of directors, you can insert here: "By the board". If it has been authorised for release to the market by a committee of your board of directors, you can insert here: "By the [*name of board committee – eg Audit and Risk Committee*]". If it has been authorised for release to the market by a disclosure committee, you can insert here: "By the Disclosure Committee".

5. If this report has been authorised for release to the market by your board of directors and you wish to hold yourself out as complying with recommendation 4.2 of the ASX Corporate Governance Council's *Corporate Governance Principles and Recommendations*, the board should have received a declaration from its CEO and CFO that, in their opinion, the financial records of the entity have been properly maintained, that this report complies with the appropriate accounting standards and gives a true and fair view of the cash flows of the entity, and that their opinion has been formed on the basis of a sound system of risk management and internal control which is operating effectively.